

BUPIVACAINE HYDROCHLORIDE - bupivacaine hydrochloride injection, solution
Eugia US LLC

HIGHLIGHTS OF PRESCRIBING INFORMATION

These highlights do not include all the information needed to use **BUPIVACAINE HYDROCHLORIDE INJECTION** safely and effectively. See full prescribing information for **BUPIVACAINE HYDROCHLORIDE INJECTION**.

BUPIVACAINE HYDROCHLORIDE injection, for infiltration, perineural, caudal, epidural, or retrobulbar use
Initial U.S. Approval: 1972

WARNING: RISK OF CARDIAC ARREST WITH USE OF BUPIVACAINE HYDROCHLORIDE IN OBSTETRICAL ANESTHESIA

See full prescribing information for complete boxed warning.

There have been reports of cardiac arrest with difficult resuscitation or death during use of bupivacaine hydrochloride for epidural anesthesia in obstetrical patients. In most cases, this has followed use of the 0.75% (7.5 mg/mL) concentration. Resuscitation has been difficult or impossible despite apparently adequate preparation and appropriate management.

Cardiac arrest has occurred after convulsions resulting from systemic toxicity, presumably following unintentional intravascular injection. The 0.75% (7.5 mg/mL) concentration of bupivacaine hydrochloride is not recommended for obstetrical anesthesia and should be reserved for surgical procedures where a high degree of muscle relaxation and prolonged effect are necessary (5.1).

INDICATIONS AND USAGE

Bupivacaine hydrochloride injection contains bupivacaine hydrochloride, an amide local anesthetic indicated in adults for the production of local or regional anesthesia or analgesia for surgery, oral surgery procedures, diagnostic and therapeutic procedures, and for obstetrical procedures. For each type of block indicated to produce local or regional anesthesia or analgesia, specific concentrations and presentations are recommended. (1, 2.2)

Limitations of Use

Not all blocks are indicated for use with bupivacaine hydrochloride injection given clinically significant risks associated with use. (1, 2.2, 4, 5.1, 5.4, 5.5, 5.7, 5.9)

DOSAGE AND ADMINISTRATION

- Not for intrathecal use. (2.1)
- Avoid use of solutions containing antimicrobial preservatives (i.e., multiple-dose vials) for epidural or caudal anesthesia. (2.1, 5.4)
- See full prescribing information for:
 - Recommended concentrations and dosages of bupivacaine hydrochloride injection according to type of block. (2.2)
 - Additional dosage and administration information pertaining to use in epidural anesthesia and use in ophthalmic surgery. (2.3, 2.6)

DOSAGE FORMS AND STRENGTHS

Bupivacaine hydrochloride injection is available in multiple concentrations. See full prescribing information for detailed description of each formulation. (3)

CONTRAINDICATIONS

- Obstetrical paracervical block anesthesia. Its use in this technique has resulted in fetal bradycardia and death. (4)
- Intravenous regional anesthesia (Bier Block). (4)

- Known hypersensitivity to bupivacaine or to any local anesthetic agent of the amide-type or to other components of bupivacaine hydrochloride injection. (4)

----- **WARNINGS AND PRECAUTIONS** -----

- Dose-Related Toxicity: Monitor cardiovascular and respiratory vital signs and patient's state of consciousness after injection of bupivacaine hydrochloride. (5.2)
- Methemoglobinemia: Cases of methemoglobinemia have been reported in association with local anesthetic use. See full prescribing information for more detail on managing these risks. (5.3)
- Chondrolysis with Intra-Articular Infusion: Intra-articular infusions of local anesthetics including bupivacaine hydrochloride following arthroscopic and other surgical procedures is an unapproved use, and there have been post-marketing reports of chondrolysis in patients receiving such infusions. (5.5)
- Risk of Cardiac Arrest with Intravenous Regional Anesthesia Use (Bier Block): There have been reports of cardiac arrest and death during the use of bupivacaine for intravenous regional anesthesia (Bier Block). (5.7)
- Risk of Systemic Toxicities with Unintended Intravascular or Intrathecal Injection: Unintended intravascular or intrathecal injection may be associated with systemic toxicities, including CNS or cardiorespiratory depression and coma, progressing ultimately to respiratory arrest. Aspirate for blood or cerebrospinal fluid (where applicable) prior to each dose. (5.9)

----- **ADVERSE REACTIONS** -----

Most common adverse reactions are related to the central nervous system and the cardiovascular system. (6)

To report SUSPECTED ADVERSE REACTIONS, contact Eugia US LLC at 1-866-850-2876 or FDA at 1-800-FDA-1088 or www.fda.gov/medwatch.

----- **DRUG INTERACTIONS** -----

- Local Anesthetics: The toxic effects of local anesthetics are additive. Monitor for neurologic and cardiovascular effects when additional local anesthetics are administered. (7.1)
- Drugs Associated with Methemoglobinemia: Patients are at increased risk of developing methemoglobinemia when concurrently exposed to nitrates, nitrites, local anesthetics, antineoplastic agents, antibiotics, antimalarials, anticonvulsants, and other drugs. (7.5)

----- **USE IN SPECIFIC POPULATIONS** -----

- Pediatric Use: Administration of bupivacaine hydrochloride in pediatric patients younger than 12 years is not recommended. (8.4)
- Geriatric Use: Patients 65 years and over, particularly those with hypertension, may be at increased risk for developing hypotension while undergoing anesthesia with bupivacaine hydrochloride. (8.5)
- Moderate to Severe Hepatic Impairment: Consider increased monitoring for bupivacaine systemic toxicity. (8.6)

See 17 for PATIENT COUNSELING INFORMATION.

Revised: 5/2023

FULL PRESCRIBING INFORMATION: CONTENTS*

WARNING: RISK OF CARDIAC ARREST WITH USE OF BUPIVACAINE HYDROCHLORIDE IN OBSTETRICAL ANESTHESIA

1 INDICATIONS AND USAGE

2 DOSAGE AND ADMINISTRATION

2.1 Important Dosage and Administration Information

2.2 Recommended Concentrations and Dosages of Bupivacaine Hydrochloride Injection

2.3 Use in Epidural Anesthesia

2.6 Use in Ophthalmic Surgery

3 DOSAGE FORMS AND STRENGTHS

4 CONTRAINDICATIONS

5 WARNINGS AND PRECAUTIONS

5.1 Risk of Cardiac Arrest with Use of Bupivacaine Hydrochloride in Obstetrical Anesthesia

5.2 Dose-Related Toxicity

5.3 Methemoglobinemia

5.4 Antimicrobial Preservatives in Multiple-Dose Vials

5.5 Chondrolysis with Intra-Articular Infusion

5.7 Risk of Cardiac Arrest with Intravenous Regional Anesthesia Use (Bier Block)

5.9 Risk of Systemic Toxicities with Unintended Intravascular or Intrathecal Injection

5.10 Risk of Toxicity in Patients with Hepatic Impairment

5.11 Risk of Use in Patients with Impaired Cardiovascular Function

5.14 Risk of Adverse Reactions with Use in Head and Neck Area

5.15 Risk of Respiratory Arrest with Use in Ophthalmic Surgery

6 ADVERSE REACTIONS

7 DRUG INTERACTIONS

7.1 Local Anesthetics

7.5 Drugs Associated with Methemoglobinemia

8 USE IN SPECIFIC POPULATIONS

8.1 Pregnancy

8.2 Lactation

8.4 Pediatric Use

8.5 Geriatric Use

8.6 Hepatic Impairment

8.7 Renal Impairment

10 OVERDOSAGE

11 DESCRIPTION

12 CLINICAL PHARMACOLOGY

12.1 Mechanism of Action

12.2 Pharmacodynamics

12.3 Pharmacokinetics

13 NONCLINICAL TOXICOLOGY

13.1 Carcinogenesis, Mutagenesis, Impairment of Fertility

16 HOW SUPPLIED/STORAGE AND HANDLING

17 PATIENT COUNSELING INFORMATION

* Sections or subsections omitted from the full prescribing information are not listed.

FULL PRESCRIBING INFORMATION

WARNING: RISK OF CARDIAC ARREST WITH USE OF BUPIVACAINE HYDROCHLORIDE IN OBSTETRICAL ANESTHESIA

There have been reports of cardiac arrest with difficult resuscitation or death during use of bupivacaine hydrochloride for epidural anesthesia in obstetrical patients. In most cases, this has followed use of the 0.75% (7.5 mg/mL) concentration. Resuscitation has been difficult or impossible despite apparently adequate preparation and appropriate management. Cardiac arrest has occurred after convulsions resulting from systemic toxicity, presumably following unintentional intravascular injection. The 0.75% (7.5 mg/mL) concentration of bupivacaine hydrochloride is not recommended for obstetrical anesthesia and should be reserved for surgical procedures where a high degree of muscle relaxation and prolonged effect are necessary [see *Warnings and Precautions (5.1)*].

1 INDICATIONS AND USAGE

Bupivacaine hydrochloride injection is indicated in adults for the production of local or regional anesthesia or analgesia for surgery, oral surgery procedures, diagnostic and therapeutic procedures, and for obstetrical procedures. Specific concentrations and presentations of bupivacaine hydrochloride injection are recommended for each type of block indicated to produce local or regional anesthesia or analgesia [see *Dosage and Administration (2.2)*].

Limitations of Use

Not all blocks are indicated for use with bupivacaine hydrochloride injection given clinically significant risks associated with use [see *Dosage and Administration (2.2)*, *Contraindications (4)*, *Warnings and Precautions (5.1, 5.4, 5.5, 5.7, 5.9)*].

2 DOSAGE AND ADMINISTRATION

2.1 Important Dosage and Administration Information

- Bupivacaine hydrochloride injection is not for intrathecal use.
- Avoid use of bupivacaine hydrochloride injection solutions containing antimicrobial preservatives (i.e., multiple-dose vials) for epidural or caudal anesthesia [see *Warnings and Precautions (5.4)*].
- Discard unused portions of solution not containing preservatives, i.e., those supplied in single-dose vials, following initial use.
- Visually inspect this product for particulate matter and discoloration prior to administration whenever solution and container permit. Bupivacaine hydrochloride injection is clear, colorless solution. Do not administer solutions which are discolored or contain particulate matter.
- Mixing or the prior or intercurrent use of any other local anesthetic with bupivacaine hydrochloride injection is not recommended because of insufficient data on the clinical use of such mixtures.

Administration Precautions

- Bupivacaine hydrochloride injection is to be administered in carefully adjusted dosages by or under the supervision of experienced clinicians who are well versed in the diagnosis and management of dose-related toxicity and other acute emergencies which might arise from the block to be employed.
- Use bupivacaine hydrochloride injection only if the following are immediately available: oxygen, cardiopulmonary resuscitative equipment and drugs, and the personnel resources needed for proper management of toxic reactions and related emergencies [see *Warnings and Precautions (5.2)*, *Adverse Reactions (6)*, *Overdosage (10)*].
- The toxic effects of local anesthetics are additive. Monitor for neurologic and cardiovascular effects related to local anesthetic systemic toxicity when additional local anesthetics are administered with bupivacaine hydrochloride injection [see *Warnings and Precautions (5.2)*, *Drug Interactions (7.1)*, *Overdosage (10)*].
- Aspirate for blood or cerebrospinal fluid (where applicable) prior to injecting bupivacaine hydrochloride injection, both the initial dose and all subsequent doses, to avoid intravascular or intrathecal injection. However, a negative aspiration for blood or cerebrospinal fluid does not ensure against an intravascular or intrathecal injection [see *Warnings and Precautions (5.9)*].
- Avoid rapid injection of a large volume of bupivacaine hydrochloride injection and use fractional (incremental) doses when feasible.
- During major regional nerve blocks, such as those of the brachial plexus or lower extremity, the patient should have an indwelling intravenous catheter to assure adequate intravenous access. The lowest dosage of bupivacaine hydrochloride injection that results in effective anesthesia should be used to avoid high plasma levels and serious adverse reactions.
- Perform careful and constant monitoring of cardiovascular and respiratory (adequacy of oxygenation and ventilation) vital signs and the patient's level of consciousness after each local anesthetic injection.

2.2 Recommended Concentrations and Dosages of Bupivacaine Hydrochloride Injection

The dosage of bupivacaine hydrochloride injection administered varies with the anesthetic procedure, the area to be anesthetized, the vascularity of the tissues, the number of neuronal segments to be blocked, the depth of anesthesia and degree of muscle relaxation required, the duration of anesthesia desired, individual tolerance, and the physical condition of the patient. Administer the smallest dosage and concentration required to produce the desired result.

The types of block and recommended bupivacaine hydrochloride injection concentrations are shown in Table 1.

Table 1. Types of Block and Recommended Bupivacaine Hydrochloride Injection Concentrations

Type of Block	Bupivacaine Hydrochloride Injection		
	0.25% (2.5 mg/mL)	0.5% (5 mg/mL)	0.75% (7.5 mg/mL)*
Local infiltration	✓		

Peripheral nerve block	✓	✓	
Retrobulbar block			✓
Sympathetic block	✓		
Caudal block**	✓	✓	
Lumbar epidural block**	✓	✓	✓ (not for obstetrical anesthesia)

* Bupivacaine hydrochloride injection 0.75% (7.5 mg/mL) is not recommended for non-obstetrical surgical procedures in pregnant patients.

** Avoid use of multiple-dose vials of bupivacaine hydrochloride injection for caudal or epidural anesthesia [see *Warnings and Precautions (5.4)*].

✓ = Indicated use [see *Warnings and Precautions (5.1)*].

At recommended dosages, bupivacaine hydrochloride injection produces complete sensory block, but the effect on motor function differs among the three concentrations. Table 2 provides information on the expected effect on motor function for the three concentrations.

Table 2. Bupivacaine Hydrochloride Injection Concentration vs. Motor Function

Bupivacaine Hydrochloride Injection Concentration	Motor Function
0.25% (2.5 mg/mL)	When used for caudal, epidural, or peripheral nerve block, produces incomplete motor block. Should be used for operations in which muscle relaxation is not important, or when another means of providing muscle relaxation is used concurrently. Onset of action may be slower than with the 0.5% (5 mg/mL) or 0.75% (7.5 mg/mL) solutions.
0.5% (5 mg/mL)	Provides motor blockade for caudal, epidural, or nerve block, but muscle relaxation may be inadequate for operations in which complete muscle relaxation is essential.
0.75% (7.5 mg/mL)	Produces complete motor block. Most useful for epidural block in abdominal operations requiring complete muscle relaxation, and for retrobulbar anesthesia. Not for obstetrical anesthesia.

The duration of anesthesia with bupivacaine hydrochloride injection is such that for most indications, a single-dose is sufficient.

The maximum dosage limit within the recommended dosage range must be individualized in each case after evaluating the size and physical status of the patient, as well as the anticipated rate of systemic absorption from a particular injection site.

The dosages in Table 3 are recommended as a guide for use in the average adult. These doses may be repeated once every three hours. Do not exceed a total daily dosage of 400 mg in 24 hours. The duration of anesthetic effect may be prolonged by the addition of epinephrine.

Table 3. Recommended Concentrations and Doses of Bupivacaine Hydrochloride Injection in Adults

Type of Block	Concentration of Bupivacaine Hydrochloride Injection	Each Dose		Motor Block ^a
		mL	mg of Bupivacaine Hydrochloride Injection	
Local infiltration	0.25% (2.5 mg/mL) ^b	Up to 70	Up to 175	-
Peripheral nerve block	0.5% (5 mg/mL) ^b	5 to 35	25 to 175	moderate to complete
	0.25% (2.5 mg/mL) ^b	5 to 70	12.5 to 175	moderate to complete
Retrobulbar block <i>[see Dosage and Administration (2.6)]</i>	0.75% (7.5 mg/mL)	2 to 4	15 to 30	complete
Sympathetic block	0.25% (2.5 mg/mL)	20 to 50	50 to 125	-
Caudal block	0.5% (5 mg/mL) ^b	15 to 30	75 to 150	moderate to complete
	0.25% (2.5 mg/mL) ^b	15 to 30	37.5 to 75	moderate
Lumbar epidural block <i>[see Dosage and Administration (2.3)]</i>	0.75% (7.5 mg/mL) ^c	10 to 20	75 to 150	complete
	0.5% (5 mg/mL) ^b	10 to 20	50 to 100	moderate to complete
	0.25% (2.5 mg/mL) ^b	10 to 20	25 to 50	partial to moderate

^a With continuous (intermittent) techniques, repeat doses increase the degree of motor block. The first repeat dose of 0.5% (5 mg/mL) may produce complete motor block. Intercostal nerve block with 0.25% (2.5 mg/mL) also may produce complete motor block for intra-thoracic and upper intra-abdominal surgery.

^b Solutions with or without epinephrine.

^c For single-dose use; not for intermittent epidural technique. Not for obstetrical anesthesia.

2.3 Use in Epidural Anesthesia

During epidural administration, administer bupivacaine hydrochloride injection, 0.5% (5 mg/mL) and bupivacaine hydrochloride injection 0.75% (7.5 mg/mL) solutions in incremental doses of 3 mL to 5 mL with sufficient time between doses to detect toxic manifestations of unintentional intravascular or intrathecal injection. Administer injections slowly, with frequent aspirations before and during the injection to avoid intravascular injection. Perform syringe aspirations before and during each supplemental injection in continuous (intermittent) catheter techniques. In obstetrics, use ONLY the 0.5% (5 mg/mL) and 0.25% (2.5 mg/mL) concentrations of bupivacaine hydrochloride injection *[see Warnings and Precautions (5.1)]*; incremental doses of 3 mL to 5 mL of the 0.5% (5 mg/mL) solution not exceeding 50 mg to 100 mg at any dosing interval are

recommended. Use only the single-dose vials for caudal or epidural anesthesia; avoid use of the multiple-dose vials for these procedures, which contain a preservative [see *Dosage and Administration (2.1), Warnings and Precautions (5.4, 5.9)*].

2.6 Use in Ophthalmic Surgery

When bupivacaine hydrochloride injection 0.75% (7.5 mg/mL) is used for retrobulbar block, complete corneal anesthesia usually precedes onset of clinically acceptable external ocular muscle akinesia. Therefore, presence of akinesia rather than anesthesia alone should determine readiness of the patient for surgery [see *Warnings and Precautions (5.15)*].

3 DOSAGE FORMS AND STRENGTHS

Bupivacaine hydrochloride injection, USP is a clear, colorless solution and is available as:

- 0.25% (25 mg/10 mL) (2.5 mg/mL) in single-dose vials.
- 0.25% (75 mg/30 mL) (2.5 mg/mL) in single-dose vials.

- 0.5% (50 mg/10 mL) (5 mg/mL) in single-dose vials.
- 0.5% (150 mg/30 mL) (5 mg/mL) in single-dose vials.

- 0.75% (75 mg/10 mL) (7.5 mg/mL) in single-dose vials.
- 0.75% (225 mg/30 mL) (7.5 mg/mL) in single-dose vials.

- 0.25% (125 mg/50 mL) (2.5 mg/mL) in multiple-dose vials.
- 0.5% (250 mg/50 mL) (5 mg/mL) in multiple-dose vials.

4 CONTRAINDICATIONS

Bupivacaine hydrochloride is contraindicated in:

- obstetrical paracervical block anesthesia. Its use in this technique has resulted in fetal bradycardia and death.
- intravenous regional anesthesia (Bier Block) [see *Warnings and Precautions (5.7)*].
- patients with a known hypersensitivity to bupivacaine or to any local anesthetic agent of the amide-type or to other components of bupivacaine hydrochloride injection.

5 WARNINGS AND PRECAUTIONS

5.1 Risk of Cardiac Arrest with Use of Bupivacaine Hydrochloride in Obstetrical Anesthesia

There have been reports of cardiac arrest with difficult resuscitation or death during use of bupivacaine hydrochloride for epidural anesthesia in obstetrical patients. In most cases, this has followed use of the 0.75% (7.5 mg/mL) concentration. Resuscitation has

been difficult or impossible despite apparently adequate preparation and appropriate management. Cardiac arrest has occurred after convulsions resulting from systemic toxicity, presumably following unintentional intravascular injection. The 0.75% (7.5 mg/mL) concentration of bupivacaine hydrochloride is not recommended for obstetrical anesthesia and should be reserved for surgical procedures where a high degree of muscle relaxation and prolonged effect are necessary.

5.2 Dose-Related Toxicity

The safety and effectiveness of bupivacaine hydrochloride depend on proper dosage, correct technique, adequate precautions, and readiness for emergencies. Careful and constant monitoring of cardiovascular and respiratory (adequacy of ventilation) vital signs and the patient's state of consciousness should be performed after injection of bupivacaine hydrochloride solution.

Possible early warning signs of central nervous system (CNS) toxicity are restlessness, anxiety, incoherent speech, lightheadedness, numbness and tingling of the mouth and lips, metallic taste, tinnitus, dizziness, blurred vision, tremors, twitching, CNS depression, or drowsiness. Delay in proper management of dose-related toxicity, underventilation from any cause, and/or altered sensitivity may lead to the development of acidosis, cardiac arrest, and, possibly, death.

During major regional nerve blocks, such as those of the brachial plexus or lower extremity, the patient should have an indwelling intravenous catheter to assure adequate intravenous access. Use the lowest dosage of bupivacaine hydrochloride that results in effective anesthesia to avoid high plasma levels and serious adverse effects. Avoid rapid injection of a large volume of bupivacaine hydrochloride solution and administer fractional (incremental) doses when feasible.

Injection of repeated doses of bupivacaine hydrochloride may cause significant increases in plasma levels with each repeated dose due to slow accumulation of the drug or its metabolites, or to slow metabolic degradation. Tolerance to elevated blood levels varies with the status of the patient. Debilitated, elderly patients and acutely ill patients should be given reduced doses commensurate with their age and physical status.

5.3 Methemoglobinemia

Cases of methemoglobinemia have been reported in association with local anesthetic use. Although all patients are at risk for methemoglobinemia, patients with glucose-6-phosphate dehydrogenase deficiency, congenital or idiopathic methemoglobinemia, cardiac or pulmonary compromise, infants under 6 months of age, and concurrent exposure to oxidizing agents or their metabolites are more susceptible to developing clinical manifestations of the condition [see *Drug Interactions (7.5)*]. If local anesthetics must be used in these patients, close monitoring for symptoms and signs of methemoglobinemia is recommended.

Signs of methemoglobinemia may occur immediately or may be delayed some hours after exposure and are characterized by a cyanotic skin discoloration and/or abnormal coloration of the blood. Methemoglobin levels may continue to rise; therefore, immediate

treatment is required to avert more serious CNS and cardiovascular adverse effects, including seizures, coma, arrhythmias, and death. Discontinue bupivacaine hydrochloride and any other oxidizing agents. Depending on the severity of the signs and symptoms, patients may respond to supportive care, i.e., oxygen therapy, hydration. A more severe clinical presentation may require treatment with methylene blue, exchange transfusion, or hyperbaric oxygen.

5.4 Antimicrobial Preservatives in Multiple-Dose Vials

Avoid use of bupivacaine hydrochloride solutions containing antimicrobial preservatives, i.e., those supplied in multiple-dose vials, for epidural or caudal anesthesia because safety has not been established with such use.

5.5 Chondrolysis with Intra-Articular Infusion

Intra-articular infusions of local anesthetics including bupivacaine hydrochloride following arthroscopic and other surgical procedures is an unapproved use, and there have been post-marketing reports of chondrolysis in patients receiving such infusions. The majority of reported cases of chondrolysis have involved the shoulder joint; cases of glenohumeral chondrolysis have been described in pediatric and adult patients following intra-articular infusions of local anesthetics for periods of 48 to 72 hours. There is insufficient information to determine whether shorter infusion periods are associated with chondrolysis. The time of onset of symptoms, such as joint pain, stiffness and loss of motion can be variable, but may begin as early as the 2nd month after surgery. Currently, there is no effective treatment for chondrolysis; patients who experienced chondrolysis have required additional diagnostic and therapeutic procedures and some required arthroplasty or shoulder replacement.

5.7 Risk of Cardiac Arrest with Intravenous Regional Anesthesia Use (Bier Block)

There have been reports of cardiac arrest and death during the use of bupivacaine for intravenous regional anesthesia (Bier Block). Information on safe dosages and techniques of administration of bupivacaine hydrochloride in this procedure is lacking. Therefore, bupivacaine hydrochloride is contraindicated for use with this technique [see *Contraindications (4)*].

5.9 Risk of Systemic Toxicities with Unintended Intravascular or Intrathecal Injection

Unintended intravascular or intrathecal injection of bupivacaine hydrochloride may be associated with systemic toxicities, including CNS or cardiorespiratory depression and coma, progressing ultimately to respiratory arrest. Unintentional intrathecal injection during the intended performance of caudal or lumbar epidural block or nerve blocks near the vertebral column has resulted in underventilation or apnea ("Total or High Spinal"). A high spinal has been characterized by paralysis of the legs, loss of consciousness, respiratory paralysis, and bradycardia [see *Adverse Reactions (6)*].

Aspirate for blood or cerebrospinal fluid (where applicable) before injecting bupivacaine hydrochloride, both the initial dose and all subsequent doses, to avoid intravascular or intrathecal injection. However, a negative aspiration for blood or cerebrospinal fluid does

not ensure against an intravascular or intrathecal injection.

5.10 Risk of Toxicity in Patients with Hepatic Impairment

Because amide local anesthetics such as bupivacaine are metabolized by the liver, consider reduced dosing and increased monitoring for bupivacaine systemic toxicity in patients with moderate to severe hepatic impairment who are treated with bupivacaine hydrochloride, especially with repeat doses [see *Use in Specific Populations (8.6)*].

5.11 Risk of Use in Patients with Impaired Cardiovascular Function

Bupivacaine hydrochloride should be given in reduced doses in patients with impaired cardiovascular function (e.g., hypotension, heartblock) because they may be less able to compensate for functional changes associated with the prolongation of AV conduction produced by bupivacaine hydrochloride. Monitor patients closely for blood pressure, heart rate, and ECG changes.

5.14 Risk of Adverse Reactions with Use in Head and Neck Area

Small doses of local anesthetics (e.g., bupivacaine hydrochloride) injected into the head and neck area, including retrobulbar and stellate ganglion blocks, may produce adverse reactions similar to systemic toxicity seen with unintentional intravascular injections of larger doses. The injection procedures require the utmost care.

Confusion, convulsions, respiratory depression, and/or respiratory arrest, and cardiovascular stimulation or depression have been reported. These reactions may be due to intra-arterial injection of the local anesthetic with retrograde flow to the cerebral circulation. They may also be due to puncture of the dural sheath of the optic nerve during retrobulbar block with diffusion of any local anesthetic along the subdural space to the midbrain. Monitor circulation and respiration and constantly observe patients receiving bupivacaine hydrochloride blocks. Resuscitative equipment and drugs, and personnel for treating adverse reactions should be immediately available. Dosage recommendations should not be exceeded [see *Dosage and Administration (2.2)*].

5.15 Risk of Respiratory Arrest with Use in Ophthalmic Surgery

Clinicians who perform retrobulbar blocks should be aware that there have been reports of respiratory arrest following local anesthetic injection. Prior to retrobulbar block (e.g., with bupivacaine hydrochloride), as with all other regional procedures, resuscitative equipment and drugs, and personnel to manage respiratory arrest or depression, convulsions, and cardiac stimulation or depression should be immediately available [see *Warnings and Precautions (5.14)*]. As with other anesthetic procedures, patients should be constantly monitored following ophthalmic blocks for signs of these adverse reactions, which may occur following relatively low total doses.

A concentration of 0.75% bupivacaine is indicated for retrobulbar block; however, this concentration is not indicated for any other peripheral nerve block, including the facial nerve, and not indicated for local infiltration, including the conjunctiva [see *Indications and Usage (1)*].

6 ADVERSE REACTIONS

The following clinically significant adverse reactions have been reported and described in the Warnings and Precautions section of the labeling:

- Cardiac Arrest in Obstetrical Anesthesia [see Warnings and Precautions (5.1)]
- Dose-Related Toxicity [see Warnings and Precautions (5.2)]
- Methemoglobinemia [see Warnings and Precautions (5.3)]
- Chondrolysis with Intra-Articular Infusion [see Warnings and Precautions (5.5)]
- Cardiac Arrest with Intravenous Regional Anesthesia Use [see Contraindications (4), Warnings and Precautions (5.7)]
- Systemic Toxicities with Unintended Intravascular or Intrathecal Injection [see Warnings and Precautions (5.9)]
- Respiratory Arrest Following Retrobulbar Block [see Warnings and Precautions (5.15)]

The following adverse reactions from voluntary reports or clinical studies have been reported with bupivacaine. Because many of these reactions were reported voluntarily from a population of uncertain size, it is not always possible to reliably estimate their frequency or establish a causal relationship to drug exposure.

Adverse reactions to bupivacaine hydrochloride are characteristic of those associated with other amide-type local anesthetics. A major cause of adverse reactions to this group of drugs is excessive plasma levels, which may be due to overdosage, unintentional intravascular injection, or slow metabolic degradation.

The most commonly encountered acute adverse reactions that demand immediate counter-measures were related to the CNS and the cardiovascular system. These adverse reactions were generally dose-related and due to high plasma levels which may have resulted from overdosage, rapid absorption from the injection site, diminished tolerance, or from unintentional intravascular injection of the local anesthetic solution. In addition to systemic dose-related toxicity, unintentional intrathecal injection of drug during the intended performance of caudal or lumbar epidural block or nerve blocks near the vertebral column (especially in the head and neck region) has resulted in underventilation or apnea ("Total or High Spinal"). Also, hypotension due to loss of sympathetic tone and respiratory paralysis or underventilation due to cephalad extension of the motor level of anesthesia have occurred. This has led to secondary cardiac arrest when untreated.

Nervous System Disorders: Adverse reactions were characterized by excitation and/or depression of the central nervous system and included restlessness, anxiety, dizziness, tinnitus, blurred vision, tremors, convulsions, drowsiness, unconsciousness, respiratory arrest, nausea, vomiting, chills, pupillary constriction.

In the practice of caudal or lumbar epidural block, unintentional penetration of the subarachnoid space by the catheter or needle has occurred. Subsequent adverse effects may have depended partially on the amount of drug administered intrathecally and the physiological and physical effects of a dural puncture. A high spinal has been characterized by paralysis of the legs, loss of consciousness, respiratory paralysis, and bradycardia.

Neurologic effects following epidural or caudal anesthesia have included spinal block of varying magnitude (including high or total spinal block); hypotension secondary to spinal block; urinary retention; fecal and urinary incontinence; loss of perineal sensation and

sexual function; persistent anesthesia, paresthesia, weakness, paralysis of the lower extremities and loss of sphincter control, all of which had slow, incomplete, or no recovery; headache; backache; septic meningitis; meningismus; slowing of labor; increased incidence of forceps delivery; and cranial nerve palsies due to traction on nerves from loss of cerebrospinal fluid.

Neurologic effects following other procedures or routes of administration have included persistent anesthesia, paresthesia, weakness, paralysis, all with slow, incomplete, or no recovery.

Convulsions: Incidence varied with the procedure used and the total dose administered. In a survey of studies of epidural anesthesia, overt toxicity progressing to convulsions occurred in approximately 0.1% of local anesthetic administrations. The incidences of adverse neurologic reactions associated with the use of local anesthetics may be related to the total dose of local anesthetic administered and are also dependent upon the particular drug used, the route of administration, and the physical status of the patient.

Cardiac Disorders: High doses or unintentional intravascular injection have led to high plasma levels and related depression of the myocardium, decreased cardiac output, heartblock, hypotension, bradycardia, ventricular arrhythmias, including ventricular tachycardia and ventricular fibrillation, and cardiac arrest [see *Warnings and Precautions (5.9)*].

Immune System Disorders: Allergic-type reactions have occurred as a result of sensitivity to bupivacaine or to other formulation ingredients, such as the antimicrobial preservative methylparaben contained in multiple-dose vials. These reactions were characterized by signs such as urticaria, pruritus, erythema, angioneurotic edema (including laryngeal edema), tachycardia, sneezing, nausea, vomiting, dizziness, syncope, excessive sweating, elevated temperature, and severe hypotension. Cross sensitivity among members of the amide-type local anesthetic group has been reported.

7 DRUG INTERACTIONS

7.1 Local Anesthetics

The toxic effects of local anesthetics are additive. If coadministration of other local anesthetics with bupivacaine hydrochloride cannot be avoided, monitor patients for neurologic and cardiovascular effects related to local anesthetic systemic toxicity [see *Dosage and Administration (2.1)*, *Warnings and Precautions (5.2)*].

7.5 Drugs Associated with Methemoglobinemia

Patients who are administered bupivacaine hydrochloride are at increased risk of developing methemoglobinemia when concurrently exposed to following drugs, which could include other local anesthetics [see *Warnings and Precautions (5.3)*].

Examples of Drugs Associated with Methemoglobinemia:

Class	Examples
Nitrates/Nitrites	nitric oxide, nitroglycerin, nitroprusside, nitrous oxide

Local anesthetics	articaine, benzocaine, bupivacaine, lidocaine, mepivacaine, prilocaine, procaine, ropivacaine, tetracaine
Antineoplastic agents	cyclophosphamide, flutamide, hydroxyurea, isofamide, rasburicase
Antibiotics	dapsone, nitrofurantoin, para-aminosalicylic acid, sulfonamides
Antimalarials	chloroquine, primaquine
Anticonvulsants	phenobarbital, phenytoin, sodium valproate
Other drugs	acetaminophen, metoclopramide, quinine, sulfasalazine

8 USE IN SPECIFIC POPULATIONS

8.1 Pregnancy

Risk Summary

Bupivacaine hydrochloride is contraindicated for obstetrical paracervical block anesthesia. Its use in this technique has resulted in fetal bradycardia and death [see *Contraindications (4), Warnings and Precautions (5.1)*].

There are no available data on use of bupivacaine hydrochloride in pregnant women to inform a drug-associated risk of adverse developmental outcomes.

In animal studies, embryo-fetal lethality was noted when bupivacaine was administered subcutaneously to pregnant rabbits during organogenesis at clinically relevant doses. Decreased pup survival was observed in a rat pre- and post-natal developmental study (dosing from implantation through weaning) at a dose level comparable to the daily maximum recommended human dose (MRHD) on a body surface area (BSA) basis. Based on animal data, advise pregnant women of the potential risks to a fetus (see *Data*).

Local anesthetics rapidly cross the placenta, and when used for epidural, caudal, or pudendal block anesthesia, can cause varying degrees of maternal, fetal, and neonatal toxicity [see *Clinical Pharmacology (12.3)*]. The incidence and degree of toxicity depend upon the procedure performed, the type, and amount of drug used, and the technique of drug administration. Adverse reactions in the parturient, fetus, and neonate involve alterations of the CNS, peripheral vascular tone, and cardiac function.

If this drug is used during pregnancy, or if the patient becomes pregnant while taking this drug, inform the patient of the potential hazard to the fetus. The estimated background risk of major birth defects and miscarriage for the indicated populations are unknown. In the U.S. general population, the estimated background risk of major birth defects and miscarriage in clinically recognized pregnancies is 2 to 4% and 15 to 20%, respectively.

Clinical Considerations

Maternal Adverse Reactions

Maternal hypotension has resulted from regional anesthesia. Local anesthetics produce vasodilation by blocking sympathetic nerves. The supine position is dangerous in pregnant women at term because of aortocaval compression by the gravid uterus.

Therefore, during treatment of systemic toxicity, maternal hypotension or fetal bradycardia following regional block, the parturient should be maintained in the left lateral decubitus position if possible, or manual displacement of the uterus off the great vessels be accomplished. Elevating the patient's legs will also help prevent decreases in blood pressure. The fetal heart rate also should be monitored continuously and electronic fetal monitoring is highly advisable.

Labor or Delivery

Epidural, caudal, or pudendal anesthesia may alter the forces of parturition through changes in uterine contractility or maternal expulsive efforts. Epidural anesthesia has been reported to prolong the second stage of labor by removing the parturient's reflex urge to bear down or by interfering with motor function. The use of obstetrical anesthesia may increase the need for forceps assistance.

The use of some local anesthetic drug products during labor and delivery may be followed by diminished muscle strength and tone for the first day or two of life. This has not been reported with bupivacaine.

It is extremely important to avoid aortocaval compression by the gravid uterus during administration of regional block to parturients. To do this, the patient must be maintained in the left lateral decubitus position or a blanket roll or sandbag may be placed beneath the right hip and gravid uterus displaced to the left.

Data

Animal Data

Bupivacaine hydrochloride produced developmental toxicity when administered subcutaneously to pregnant rats and rabbits at clinically relevant doses.

Bupivacaine hydrochloride was administered subcutaneously to rats at doses of 4.4, 13.3, & 40 mg/kg and to rabbits at doses of 1.3, 5.8, & 22.2 mg/kg during the period of organogenesis (implantation to closure of the hard palate). The high doses are comparable to the daily MRHD of 400 mg/day on a mg/m² BSA basis. No embryo-fetal effects were observed in rats at the high dose which caused increased maternal lethality. An increase in embryo-fetal deaths was observed in rabbits at the high dose in the absence of maternal toxicity with the fetal No Observed Adverse Effect Level representing approximately 0.3 times the MRHD on a BSA basis.

In a rat pre-and post-natal developmental study (dosing from implantation through weaning) conducted at subcutaneous doses of 4.4, 13.3, & 40 mg/kg, decreased pup survival was observed at the high dose. The high dose is comparable to the daily MRHD of 400 mg/day on a BSA basis.

8.2 Lactation

Risk Summary

Lactation studies have not been conducted with bupivacaine. Bupivacaine has been

reported to be excreted in human milk suggesting that the nursing infant could be theoretically exposed to a dose of the drug. Bupivacaine hydrochloride should be administered to lactating women only if clearly indicated. Studies assessing the effects of bupivacaine hydrochloride in breastfed children have not been performed. Studies to assess the effect of bupivacaine hydrochloride on milk production or excretion have not been performed. The developmental and health benefits of breastfeeding should be considered along with the mother's clinical need for bupivacaine and any potential adverse effects on the breastfed child from bupivacaine or from the underlying maternal condition.

8.4 Pediatric Use

Bupivacaine hydrochloride is approved for use in adults. Administration of bupivacaine hydrochloride in pediatric patients younger than 12 years is not recommended.

Continuous infusions of bupivacaine in pediatric patients have been reported to result in high systemic levels of bupivacaine and seizures; high plasma levels may also be associated with cardiovascular abnormalities.

8.5 Geriatric Use

Patients 65 years and over, particularly those with hypertension, may be at increased risk for developing hypotension while undergoing anesthesia with bupivacaine hydrochloride.

In clinical studies of bupivacaine, elderly patients reached the maximal spread of analgesia and maximal motor blockade more rapidly than younger adult patients.

Differences in various pharmacokinetic parameters have been observed between elderly and younger adult patients [see *Clinical Pharmacology (12.3)*].

This product is known to be substantially excreted by the kidney, and the risk of adverse reactions to this drug may be greater in patients with impaired renal function. Because elderly patients are more likely to have decreased renal function, care should be taken in dose selection, and it may be useful to monitor renal function. Elderly patients may require lower doses of bupivacaine hydrochloride.

8.6 Hepatic Impairment

Amide-type local anesthetics, such as bupivacaine, are metabolized by the liver. Patients with severe hepatic impairment, because of their inability to metabolize local anesthetics normally, are at a greater risk of developing toxic plasma concentrations, and potentially local anesthetic systemic toxicity. Therefore, consider reduced dosing and increased monitoring for local anesthetic systemic toxicity in patients with moderate to severe hepatic impairment treated with bupivacaine hydrochloride, especially with repeat doses [see *Warnings and Precautions (5.10)*].

8.7 Renal Impairment

Bupivacaine is known to be substantially excreted by the kidney, and the risk of adverse

reactions to this drug may be greater in patients with renal impairment. This should be considered when selecting the bupivacaine hydrochloride dosage [see *Use in Specific Populations (8.5)*].

10 OVERDOSAGE

Clinical Presentation

Acute emergencies from use of bupivacaine hydrochloride are generally related to high plasma levels encountered during therapeutic use or to unintended intrathecal injection [see *Warnings and Precautions (5.2, 5.9), Adverse Reactions (6)*].

If not treated immediately, convulsions with simultaneous hypoxia, hypercarbia, and acidosis plus myocardial depression from the direct effects of bupivacaine may result in cardiac arrhythmias, bradycardia, asystole, ventricular fibrillation, or cardiac arrest. Respiratory abnormalities, including apnea, may occur. Hypoventilation or apnea due to unintentional intrathecal injection of bupivacaine hydrochloride may produce these same signs and also lead to cardiac arrest if ventilatory support is not instituted. If cardiac arrest should occur, successful outcome may require prolonged resuscitative efforts.

Management

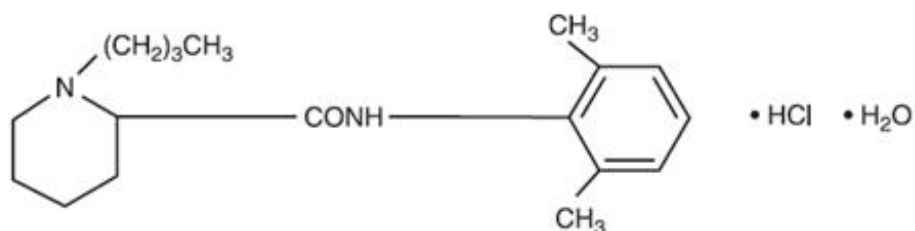
The first step in the management of systemic toxic reactions, as well as hypoventilation or apnea due to unintentional intrathecal injection of bupivacaine hydrochloride, consists of immediate attention to the establishment and maintenance of a patent airway and effective assisted or controlled ventilation with 100% oxygen with a delivery system capable of permitting immediate positive airway pressure by mask. Endotracheal intubation, using drugs and techniques familiar to the clinician, may be indicated after initial administration of oxygen by mask if difficulty is encountered in the maintenance of a patent airway, or if prolonged ventilatory support (assisted or controlled) is indicated.

If necessary, use drugs to manage the convulsions. A bolus intravenous dose of a benzodiazepine will counteract CNS stimulation related to bupivacaine hydrochloride. Immediately after the institution of ventilatory measures, evaluate the adequacy of the circulation. Supportive treatment of circulatory depression may require Advance Cardiac Life Support measures.

11 DESCRIPTION

Bupivacaine hydrochloride injection, USP contains bupivacaine hydrochloride, USP an amide local anesthetic, as the active pharmaceutical ingredient. The route of administration for bupivacaine hydrochloride injection is by injection, for infiltration, perineural, caudal, epidural, or retrobulbar use. Multiple-dose vials contain methylparaben [see *Warnings and Precautions (5.4)*].

Bupivacaine hydrochloride is 2-piperidinecarboxamide, 1-butyl-N-(2,6-dimethylphenyl)-, monohydrochloride, monohydrate. It is a white, odorless, crystalline powder that is freely soluble in 95 percent ethanol, soluble in water, and slightly soluble in chloroform or acetone. It has the following structural formula:



Bupivacaine hydrochloride injection, USP is a clear and colorless sterile isotonic solution. Each mL of single-dose vial contains 2.5 mg, 5 mg or 7.5 mg of bupivacaine hydrochloride, USP (equivalent to 2.22 mg, 4.44 mg or 6.66 mg of bupivacaine, respectively), sodium chloride for isotonicity, sodium hydroxide or hydrochloric acid to adjust the pH between 4 and 6.5, in water for injection.

For the Multiple-dose vials, each mL also contains 1 mg methylparaben as preservative.

12 CLINICAL PHARMACOLOGY

12.1 Mechanism of Action

Bupivacaine blocks the generation and the conduction of nerve impulses, presumably by increasing the threshold for electrical excitation in the nerve, by slowing the propagation of the nerve impulse, and by reducing the rate of rise of the action potential. In general, the progression of anesthesia is related to the diameter, myelination, and conduction velocity of affected nerve fibers. Clinically, the order of loss of nerve function is as follows: (1) pain, (2) temperature, (3) touch, (4) proprioception, and (5) skeletal muscle tone.

12.2 Pharmacodynamics

Systemic absorption of bupivacaine produces effects on the cardiovascular system and CNS. At blood concentrations achieved with normal therapeutic doses, changes in cardiac conduction, excitability, refractoriness, contractility, and peripheral vascular resistance are minimal. However, toxic blood concentrations depress cardiac conduction and excitability, which may lead to atrioventricular block, ventricular arrhythmias, and cardiac arrest, sometimes resulting in fatalities. In addition, myocardial contractility is depressed and peripheral vasodilation occurs, leading to decreased cardiac output and arterial blood pressure. These cardiovascular changes are more likely to occur after unintended intravascular injection of bupivacaine [see *Warnings and Precautions (5.9)*].

Following systemic absorption, bupivacaine can produce CNS stimulation, CNS depression, or both. Apparent central stimulation is manifested as restlessness, tremors, and shivering, progressing to convulsions, followed by CNS depression and coma progressing ultimately to respiratory arrest. However, bupivacaine has a primary depressant effect on the medulla and on higher centers. The depressed stage may occur without a prior excited state.

The duration of local anesthesia after administration of bupivacaine hydrochloride is longer than that observed after administration of other commonly used short-acting

local anesthetics. There appears to be period of analgesia that persists after the resolution of the block and return of sensation.

12.3 Pharmacokinetics

Systemic plasma levels of bupivacaine following administration of bupivacaine hydrochloride do not correlate with local efficacy.

Absorption

The rate of systemic absorption of bupivacaine is dependent upon the total dose and concentration of drug administered, the route of administration, the vascularity of the administration site, and the presence or absence of epinephrine in the anesthetic solution. A dilute concentration of usually reduces the rate of absorption and peak plasma concentration of bupivacaine, permitting the use of moderately larger total doses and sometimes prolonging the duration of action [see *Dosage and Administration (2)*].

After injection of bupivacaine hydrochloride for caudal, epidural, or peripheral nerve block, peak levels of bupivacaine in the blood are reached in 30 to 45 minutes, followed by a decline to insignificant levels during the next three to six hours.

Distribution

Bupivacaine appears to cross the placenta by passive diffusion. The rate and degree of diffusion is governed by (1) the degree of plasma protein binding, (2) the degree of ionization, and (3) the degree of lipid solubility. Fetal/maternal ratios of bupivacaine appear to be inversely related to the degree of plasma protein binding, because only the free, unbound drug is available for placental transfer. Bupivacaine with a high protein binding capacity (95%) has a low fetal/maternal ratio (0.2 to 0.4). The extent of placental transfer is also determined by the degree of ionization and lipid solubility of the drug. Lipid soluble, nonionized drugs readily enter the fetal blood from the maternal circulation.

Depending upon the route of administration, bupivacaine is distributed to some extent to all body tissues, with high concentrations found in highly perfused organs such as the liver, lungs, heart, and brain.

Pharmacokinetic studies on the plasma profile of bupivacaine after direct intravenous injection (bupivacaine hydrochloride is not approved for intravenous use) suggest a three-compartment open model. The first compartment is represented by the rapid intravascular distribution of the drug. The second compartment represents the equilibration of the drug throughout the highly perfused organs such as the brain, myocardium, lungs, kidneys, and liver. The third compartment represents an equilibration of the drug with poorly perfused tissues, such as muscle and fat.

Elimination

The half-life of bupivacaine in adults is 2.7 hours.

Metabolism

Amide-type local anesthetics such as bupivacaine are metabolized primarily in the liver via conjugation with glucuronic acid. Pipecoloxylidine is the major metabolite of bupivacaine. The elimination of drug from tissue distribution depends largely upon the availability of binding sites in the circulation to carry it to the liver where it is metabolized.

Excretion

The kidney is the main excretory organ for most local anesthetics and their metabolites. Urinary excretion is affected by urinary perfusion and factors affecting urinary pH. Only 6% of bupivacaine is excreted unchanged in the urine.

Specific Populations

Geriatric Patients

Elderly patients exhibited higher peak plasma concentrations than younger patients following administration of bupivacaine hydrochloride. The total plasma clearance was decreased in these patients [see *Use in Specific Populations (8.5)*].

Patients with Hepatic Impairment

Various pharmacokinetic parameters of the local anesthetics can be significantly altered by the presence of hepatic disease. Patients with hepatic disease, especially those with severe hepatic disease, may be more susceptible to the potential toxicities of the amide-type local anesthetics [see *Use in Specific Populations (8.6)*].

Patients with Renal Impairment

Various pharmacokinetic parameters of the local anesthetics can be significantly altered by the presence of renal disease, factors affecting urinary pH, and renal blood flow [see *Use in Specific Populations (8.5, 8.7)*].

13 NONCLINICAL TOXICOLOGY

13.1 Carcinogenesis, Mutagenesis, Impairment of Fertility

Carcinogenesis

Long-term studies in animals to evaluate the carcinogenic potential of bupivacaine hydrochloride have not been conducted.

Mutagenesis

The mutagenic potential of bupivacaine hydrochloride has not been determined.

Impairment of Fertility

The effect of bupivacaine on fertility has not been determined.

16 HOW SUPPLIED/STORAGE AND HANDLING

Bupivacaine hydrochloride injection, USP is a clear, colorless, sterile isotonic solution and is available as follows:

Solutions of bupivacaine hydrochloride injection, USP may be autoclaved. Autoclave at 15-pound pressure, 121°C (250°F) for 15 minutes. Protect from light. This product is clear and colorless. Do not use the solution if it is discolored or if it contains a precipitate.

0.25% (2.5 mg/mL):

10 mL Single-Dose Vials

in a Carton of 25
55150-167-10

NDC

30 mL Single-Dose Vials

in a Carton of 25
55150-168-30

NDC

0.5% (5 mg/mL):

10 mL Single-Dose Vials

in a Carton of 25
55150-169-10

NDC

30 mL Single-Dose Vials

in a Carton of 25
55150-170-30

NDC

0.75% (7.5 mg/mL):

10 mL Single-Dose Vials

in a Carton of 25
55150-171-10

NDC

30 mL Single-Dose Vials

in a Carton of 25
55150-172-30

NDC

For single-dose vials: Discard unused portion.

0.25% (2.5 mg/mL):

50 mL Multiple-Dose Vials

in a Carton of 25
55150-249-50

NDC

0.5% (5 mg/mL):

50 mL Multiple-Dose Vials

in a Carton of 25
55150-250-50

NDC

Store at 20°C to 25°C (68°F to 77°F); excursions permitted between 15°C to 30°C (59°F to 86°F) [see USP Controlled Room Temperature].

The vial stopper is not made with natural rubber latex.

17 PATIENT COUNSELING INFORMATION

Allergic-Type Reactions

Assess if the patient has had allergic-type reactions to amide-type local anesthetics or to other formulation ingredients, such as the antimicrobial preservative methylparaben contained in multiple-dose vials [see *Contraindications (4)*, *Adverse Reactions (6)*].

Temporary Loss of Sensation and Motor Activity After Caudal or Epidural Anesthesia

When appropriate, patients should be informed in advance that they may experience temporary loss of sensation and motor activity, usually in the lower half of the body, following proper administration of caudal or epidural anesthesia.

Methemoglobinemia

Inform patients that use of local anesthetics may cause methemoglobinemia, a serious condition that must be treated promptly. Advise patients or caregivers to seek immediate medical attention if they or someone in their care experience the following signs or symptoms: pale, gray, or blue colored skin (cyanosis); headache; rapid heart rate; shortness of breath; light headedness; or fatigue [see *Warnings and Precautions (5.3)*].

This product's labeling may have been updated. For the most recent prescribing information, please visit eugiaus.com.

Distributed by:

Eugia US LLC

279 Princeton-Hightstown Rd.

E. Windsor, NJ 08520

Manufactured by:

Eugia Pharma Specialities Limited

Hyderabad - 500032

India

PACKAGE LABEL-PRINCIPAL DISPLAY PANEL - 0.25% 25 mg/10 mL (2.5 mg/mL) - 10 mL Container Label

Rx only

NDC 55150-167-10

Bupivacaine

HCl Injection, USP **0.25%**

25 mg per 10 mL

(2.5 mg/mL)

For INFILTRATION, NERVE

BLOCK, CAUDAL, and

EPIDURAL ANESTHESIA

NOT FOR SPINAL ANESTHESIA

PRESERVATIVE FREE

10 mL Single-Dose Vial

Rx only

NDC 55150-167-10

Sterile, Nonpyrogenic

Discard unused portion after initial use.

Each mL contains 2.5 mg bupivacaine hydrochloride, USP with NaCl to make isotonic, in water for injection. pH adjusted with NaOH or HCl.

Usual Dosage: See insert.

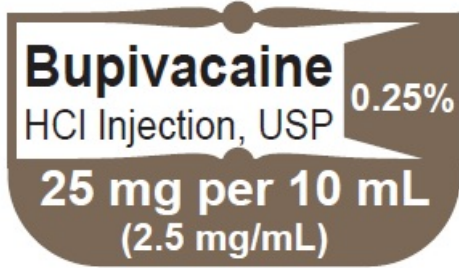
Store at 20° to 25°C (68° to 77°F) [see USP Controlled Room Temperature].

Mfd. in India for:

Eugia US LLC

E. Windsor, NJ 08520

Code: TS/DRUGS/13/2010



For INFILTRATION, NERVE BLOCK, CAUDAL, and EPIDURAL ANESTHESIA

NOT FOR SPINAL ANESTHESIA

PRESERVATIVE FREE

10 mL Single-Dose Vial



P1430793

PACKAGE LABEL-PRINCIPAL DISPLAY PANEL - 0.25% 25 mg/10 mL (2.5 mg/mL) - Container-Carton [25 Vials]

Rx only

NDC 55150-167-10

Bupivacaine

HCl Injection, USP **0.25%**

25 mg per 10 mL

(2.5 mg/mL)

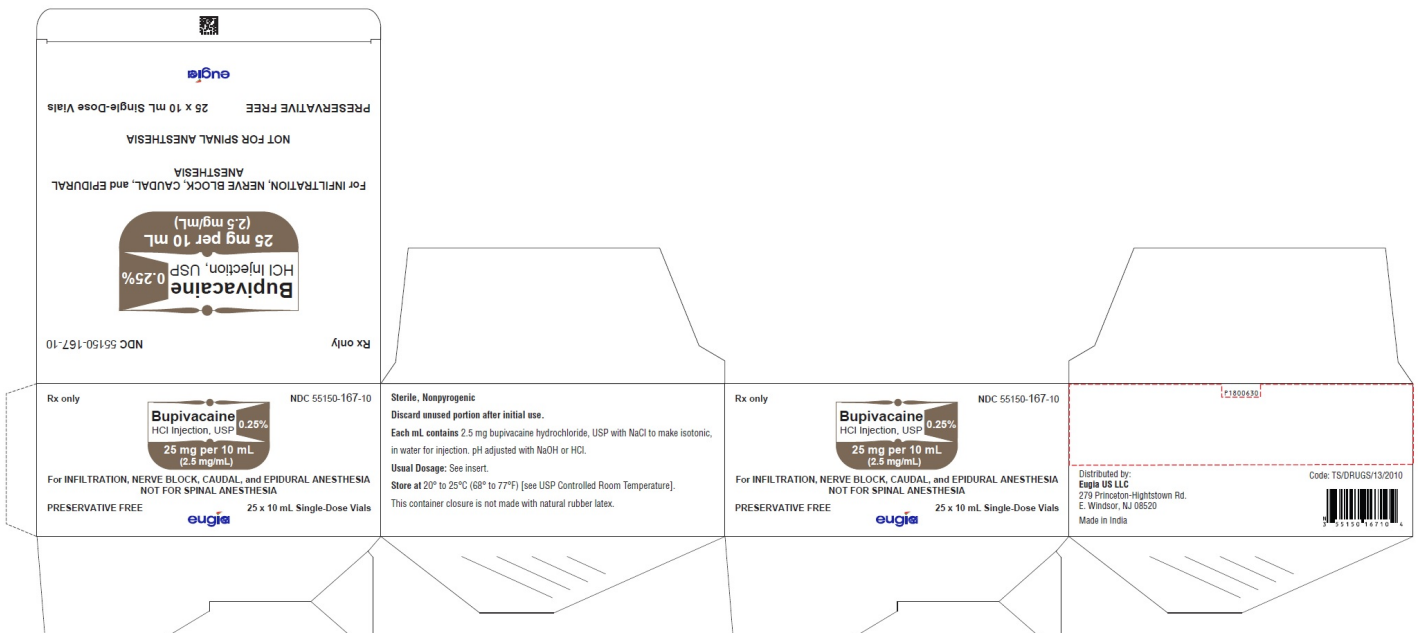
For INFILTRATION, NERVE BLOCK, CAUDAL, and EPIDURAL ANESTHESIA

NOT FOR SPINAL ANESTHESIA

PRESERVATIVE FREE

25 x 10 mL Single-Dose Vials

eugia



PACKAGE LABEL-PRINCIPAL DISPLAY PANEL - 0.25% 75 mg/30 mL (2.5 mg/mL) - 30 mL Container Label

Rx only

NDC 55150-168-30

Bupivacaine

HCl Injection, USP **0.25%**

75 mg per 30 mL

(2.5 mg/mL)

**For INFILTRATION, NERVE BLOCK,
CAUDAL, and EPIDURAL
ANESTHESIA**

NOT FOR SPINAL ANESTHESIA

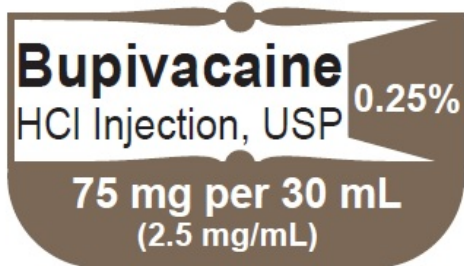
PRESERVATIVE FREE

30 mL Single-Dose Vial

eugia

Rx only

NDC 55150-168-30



**For INFILTRATION, NERVE BLOCK,
CAUDAL, and EPIDURAL
ANESTHESIA**

NOT FOR SPINAL ANESTHESIA
PRESERVATIVE FREE
30 mL Single-Dose Vial

eugia

Sterile, Nonpyrogenic

Discard unused portion after initial use.

Each mL contains 2.5 mg bupivacaine hydrochloride, USP with NaCl to make isotonic, in water for injection. pH adjusted with NaOH or HCl.

Usual Dosage: See insert.

Store at 20° to 25°C (68° to 77°F) [see USP Controlled Room Temperature].

Mfd. in India for:

Eugia US LLC

E. Windsor, NJ 08520

Code: TS/DRUGS/13/2010



P1430794

PACKAGE LABEL-PRINCIPAL DISPLAY PANEL - 0.25% 75 mg/30 mL (2.5 mg/mL) - Container-Carton [25 Vials]

Rx only

NDC 55150-168-30

Bupivacaine

HCl Injection, USP **0.25%**

75 mg per 30 mL

(2.5 mg/mL)

For INFILTRATION, NERVE BLOCK, CAUDAL, and EPIDURAL ANESTHESIA
NOT FOR SPINAL ANESTHESIA

PRESERVATIVE FREE

25 x 30 mL Single-Dose Vials


eugia



PACKAGE LABEL-PRINCIPAL DISPLAY PANEL - 0.5% 50 mg/10 mL (5 mg/mL) - 10 mL Container Label

Rx only **NDC 55150-169-10**
Bupivacaine
 HCl Injection, USP **0.5%**
50 mg per 10 mL
(5 mg/mL)
For NERVE BLOCK, CAUDAL,
and EPIDURAL ANESTHESIA
NOT FOR SPINAL ANESTHESIA
PRESERVATIVE FREE
10 mL Single-Dose Vial

Rx only NDC 55150-169-10



For NERVE BLOCK, CAUDAL,
and EPIDURAL ANESTHESIA

NOT FOR SPINAL ANESTHESIA

PRESERVATIVE FREE

10 mL Single-Dose Vial

Sterile, Nonpyrogenic
Discard unused portion after initial use.
 Each mL contains 5 mg bupivacaine hydrochloride, USP with NaCl to make isotonic, in water for injection. pH adjusted with NaOH or HCl.
Usual Dosage: See insert.
Store at 20° to 25°C (68° to 77°F) [see USP Controlled Room Temperature].
 Mfd. in India for:
Eugie US LLC
 E. Windsor, NJ 08520



Code: TS/DRUGS/13/2010



P1432130



PACKAGE LABEL-PRINCIPAL DISPLAY PANEL - 0.5% 50 mg/10 mL (5 mg/mL) - Container-Carton [25 Vials]

Rx only

NDC 55150-169-10

Bupivacaine

HCl Injection, USP **0.5%**

50 mg per 10 mL

(5 mg/mL)

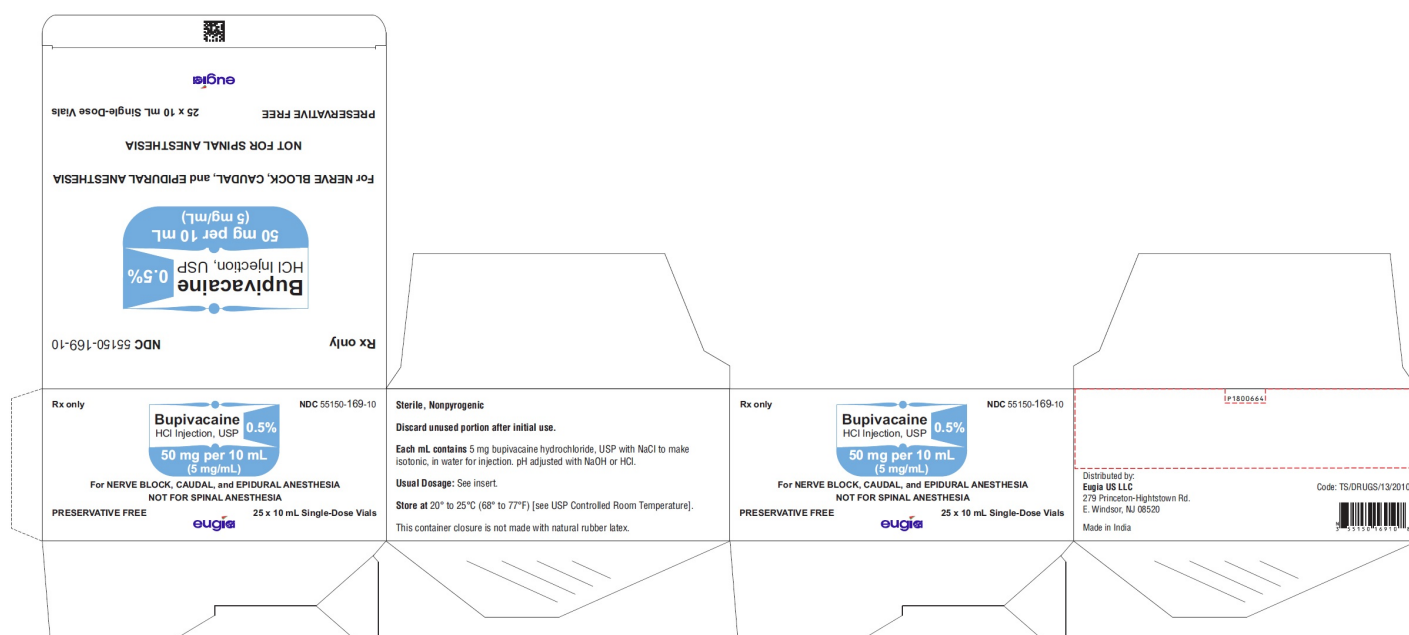
For NERVE BLOCK, CAUDAL, and EPIDURAL ANESTHESIA

NOT FOR SPINAL ANESTHESIA

PRESERVATIVE FREE

25 x 10 mL Single-Dose Vials

eugia



PACKAGE LABEL-PRINCIPAL DISPLAY PANEL - 0.5% 150 mg/30 mL (5 mg/mL) - 30 mL Container Label

Rx only

NDC 55150-170-30

Bupivacaine

HCl Injection, USP **0.5%**

150 mg per 30 mL

(5 mg/mL)

For NERVE BLOCK, CAUDAL,

and EPIDURAL ANESTHESIA

NOT FOR SPINAL ANESTHESIA

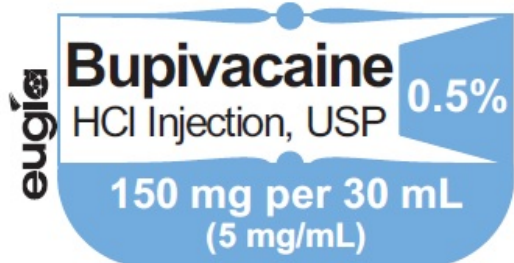
PRESERVATIVE FREE

30 mL Single-Dose Vial

eugia

Rx only

NDC 55150-170-30



For NERVE BLOCK, CAUDAL,
and EPIDURAL ANESTHESIA

NOT FOR SPINAL ANESTHESIA

PRESERVATIVE FREE

30 mL Single-Dose Vial

Sterile, Nonpyrogenic

Discard unused portion after initial use.

Each mL contains 5 mg bupivacaine hydrochloride, USP with NaCl to make isotonic, in water for injection. pH adjusted with NaOH or HCl.

Usual Dosage: See insert.

Store at 20° to 25°C (68° to 77°F) [see USP Controlled Room Temperature].

Mfd. in India for:

Eugia US LLC

E. Windsor, NJ 08520

Code: TS/DRUGS/13/2010



P1432131

**PACKAGE LABEL-PRINCIPAL DISPLAY PANEL - 0.5% 150 mg/30 mL (5 mg/mL)
- Container-Carton [25 Vials]**

Rx only

NDC 55150-170-30

Bupivacaine

HCl Injection, USP **0.5%**

150 mg per 30 mL

(5 mg/mL)

For NERVE BLOCK, CAUDAL, and EPIDURAL ANESTHESIA

NOT FOR SPINAL ANESTHESIA

PRESERVATIVE FREE

25 x 30 mL Single-Dose Vials

eugia



PACKAGE LABEL-PRINCIPAL DISPLAY PANEL - 0.75% 75 mg/10 mL (7.5 mg/mL) - 10 mL Container Label

Rx only

NDC 55150-171-10

Bupivacaine

HCl Injection, USP 0.75%

75 mg per 10 mL

(7.5 mg/mL)

**For EPIDURAL and
RETROBULBAR ANESTHESIA**

NOT FOR OBSTETRIC OR

SPINAL ANESTHESIA

PRESERVATIVE FREE

10 mL Single-Dose Vial

PACKAGE LABEL-PRINCIPAL DISPLAY PANEL - 0.75% 75 mg/10 mL (7.5 mg/mL) - Container-Carton [25 Vials]

Rx only

NDC 55150-171-10

Bupivacaine

HCl Injection, USP **0.75%**

75 mg per 10 mL

(7.5 mg/mL)

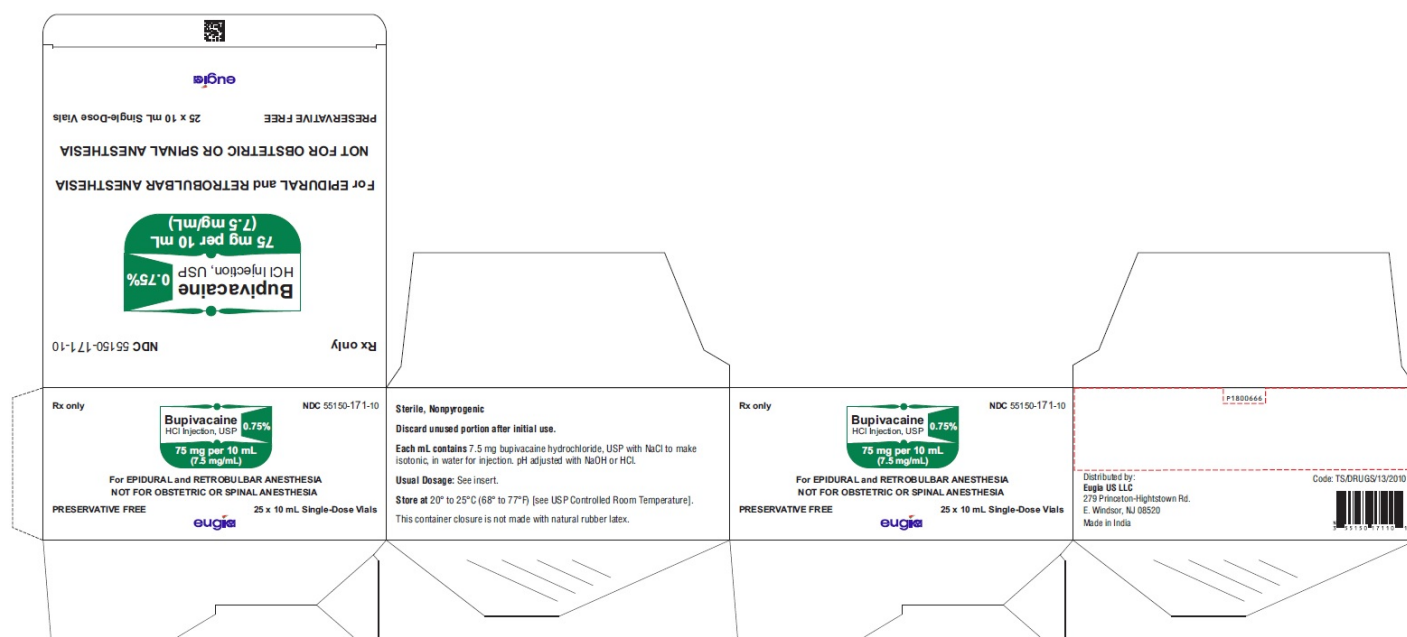
For EPIDURAL and RETROBULBAR ANESTHESIA

NOT FOR OBSTETRIC OR SPINAL ANESTHESIA

PRESERVATIVE FREE

25 x 10 mL Single-Dose Vials

eugia



PACKAGE LABEL-PRINCIPAL DISPLAY PANEL - 0.75% 225 mg/30 mL (7.5 mg/mL) - 30 mL Container Label

Rx only

NDC 55150-172-30

Bupivacaine

HCl Injection, USP **0.75%**

225 mg per 30 mL

(7.5 mg/mL)

For EPIDURAL and RETROBULBAR ANESTHESIA

NOT FOR OBSTETRIC OR SPINAL ANESTHESIA

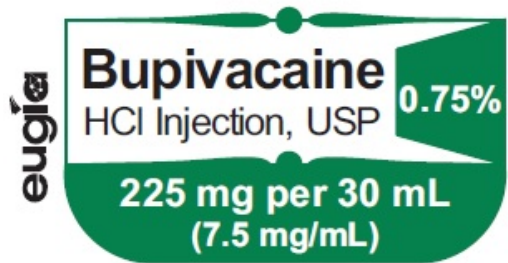
PRESERVATIVE FREE

30 mL Single-Dose Vial

eugia

Rx only

NDC 55150-172-30



For EPIDURAL and RETROBULBAR ANESTHESIA

NOT FOR OBSTETRIC OR SPINAL ANESTHESIA

PRESERVATIVE FREE

30 mL Single-Dose Vial

Sterile, Nonpyrogenic

Discard unused portion after initial use.

Each mL contains 7.5 mg bupivacaine hydrochloride, USP with NaCl to make isotonic, in water for injection. pH adjusted with NaOH or HCl.

Usual Dosage: See insert.

Store at 20° to 25°C (68° to 77°F) [see USP Controlled Room Temperature].

Mfd. in India for:

Eugia US LLC

E. Windsor, NJ 08520

Code: TS/DRUGS/13/2010



P1432133

PACKAGE LABEL-PRINCIPAL DISPLAY PANEL - 0.75% 225 mg/30 mL (7.5 mg/mL) - Container-Carton [25 Vials]

Rx only

NDC 55150-172-30

Bupivacaine

HCl Injection, USP **0.75%**

225 mg per 30 mL

(7.5 mg/mL)


For EPIDURAL and RETROBULBAR ANESTHESIA

NOT FOR OBSTETRIC OR SPINAL ANESTHESIA

PRESERVATIVE FREE

25 x 30 mL Single-Dose Vials

eugia



PACKAGE LABEL-PRINCIPAL DISPLAY PANEL - 0.25% 125 mg per 50 mL (2.5 mg/mL) - 50 mL Container Label

NDC 55150-249-50

0.25% Bupivacaine

HCl Injection USP

**125 mg per 50 mL
(2.5 mg/mL)**

Rx only

**for INFILTRATION
and NERVE BLOCK**

**Not for caudal, epidural, or
spinal anesthesia**

50 mL Multiple-Dose Vial

NDC 55150-249-50

**0.25% Bupivacaine
HCl Injection USP**

**125 mg per 50 mL
(2.5 mg/mL)**

Rx only

**for INFILTRATION
and NERVE BLOCK**

eugia

Not for caudal, epidural, or
spinal anesthesia

50 mL Multiple-Dose Vial

Sterile, Nonpyrogenic

Each mL contains 2.5 mg bupivacaine hydrochloride, USP (equivalent to 2.2 mg bupivacaine), with 1 mg methylparaben as preservative and sodium chloride to make isotonic, in water for injection. pH adjusted with sodium hydroxide or hydrochloric acid. **Usual Dosage:** See package insert.

Store at 20° to 25°C (68° to 77°F) [see USP Controlled Room Temperature].


Mfd. in India for:

Eugia US LLC

E. Windsor, NJ 08520

Code: TS/DRUGS/13/2010

P1430795



PACKAGE LABEL-PRINCIPAL DISPLAY PANEL - 0.25% 125 mg per 50 mL (2.5 mg/mL) - Container-Carton Label [25 Vials]

NDC 55150-249-50

0.25% Bupivacaine

HCl Injection USP

**125 mg per 50 mL
(2.5 mg/mL)**

Rx only

**for INFILTRATION
and NERVE BLOCK**

Not for caudal, epidural, or spinal anesthesia

Sterile

25 x 50 mL

Nonpyrogenic

Multiple-Dose Vials

NDC 55150-249-50

Each mL contains 2.5 mg bupivacaine hydrochloride, USP (equivalent to 2.2 mg bupivacaine), with 1 mg methylparaben as preservative and sodium chloride to make isotonic, in water for injection. pH adjusted with sodium hydroxide or hydrochloric acid.

0.25% Bupivacaine HCl Injection USP

125 mg per 50 mL (2.5 mg/mL)

Rx only

for INFILTRATION and NERVE BLOCK

eugia Not for caudal, epidural, or spinal anesthesia
Sterile Nonpyrogenic 25 x 50 mL Multiple-Dose Vials

Usual Dosage: See package insert.

Store at 20° to 25°C (68° to 77°F) [see USP Controlled Room Temperature].

The vial stoppers are not made with natural rubber latex.

Distributed by:
Eugia US LLC
279 Princeton-Hightstown Rd.
E. Windsor, NJ 08520

Made in India

Code: TS/DRUGS/13/2010



P1430796

PACKAGE LABEL-PRINCIPAL DISPLAY PANEL - 0.5% 250 mg per 50 mL (5 mg/mL) - 50 mL Container Label

NDC 55150-250-50

0.5% Bupivacaine HCl Injection USP

250 mg per 50 mL (5 mg/mL)

Rx only

for NERVE BLOCK

Not for caudal, epidural, or spinal anesthesia
50 mL Multiple Dose Vial

NDC 55150-250-50

Sterile, Nonpyrogenic

Each mL contains 5 mg bupivacaine hydrochloride USP (equivalent to 4.4 mg bupivacaine), with 1 mg methylparaben as preservative and sodium chloride to make isotonic, in Water for Injection. pH adjusted with sodium hydroxide or hydrochloric acid. Usual Dosage: See package insert.

Store at 20° to 25°C (68° to 77°F). [See USP Controlled Room Temperature.]

eugia

0.5% Bupivacaine HCl Injection USP

250 mg per 50 mL (5 mg/mL)

Rx only

for NERVE BLOCK

Not for caudal, epidural, or spinal anesthesia

50 mL Multiple Dose Vial

Mfd. in India for:
Eugia US LLC
E. Windsor, NJ 08520

Made in India

P1432137

Code: TS/DRUGS/13/2010



PACKAGE LABEL-PRINCIPAL DISPLAY PANEL - 0.5% 250 mg per 50 mL (5 mg/mL) - Container-Carton Label [25 Vials]

NDC 55150-250-50

0.5% Bupivacaine HCl Injection USP

250 mg per 50 mL
(5 mg/mL)

Rx only

for NERVE BLOCK

Not for caudal, epidural, or spinal anesthesia

Sterile

Nonpyrogenic

25 x 50 mL

Multiple Dose Vials

NDC 55150-250-50

Each mL contains 5 mg bupivacaine hydrochloride USP (equivalent to 4.4 mg bupivacaine), with 1 mg methylparaben as preservative and sodium chloride to make isotonic, in Water for Injection. pH adjusted with sodium hydroxide or hydrochloric acid.

Usual Dosage: See package insert.

Store at 20° to 25°C (68° to 77°F). [See USP Controlled Room Temperature.]

The vial stoppers are not made with natural rubber latex.

eugia

0.5% Bupivacaine HCl Injection USP

250 mg per 50 mL
(5 mg/mL)

Rx only

Distributed by:
Eugia US LLC
279 Princeton-Hightstown Rd.
E. Windsor, NJ 08520

Made in India

Code: TS/DRUGS/13/2010



for NERVE BLOCK

Not for caudal, epidural, or spinal anesthesia

Sterile

Nonpyrogenic

25 x 50 mL

Multiple Dose Vials



P1432138

BUPIVACAINE HYDROCHLORIDE

bupivacaine hydrochloride injection, solution

Product Information

Product Type	HUMAN PRESCRIPTION DRUG	Item Code (Source)	NDC:55150-167
Route of Administration	INFILTRATION, INTRACAUDAL, EPIDURAL		

Active Ingredient/Active Moiety

Ingredient Name	Basis of Strength	Strength
BUPIVACAINE HYDROCHLORIDE (UNII: 7TQO7W3VT8) (BUPIVACAINE - UNII:Y8335394RO)	BUPIVACAINE HYDROCHLORIDE ANHYDROUS	2.5 mg in 1 mL

Inactive Ingredients

Ingredient Name	Strength
SODIUM CHLORIDE (UNII: 451W47IQ8X)	
SODIUM HYDROXIDE (UNII: 55X04QC32I)	
HYDROCHLORIC ACID (UNII: QTT17582CB)	
WATER (UNII: 059QF0KO0R)	

Packaging

Marketing Start Marketing End

#	Item Code	Package Description	Marketing Start Date	Marketing End Date
1	NDC:55150-167-10	25 in 1 CARTON	11/05/2013	
1		10 mL in 1 VIAL, SINGLE-DOSE; Type 0: Not a Combination Product		

Marketing Information

Marketing Category	Application Number or Monograph Citation	Marketing Start Date	Marketing End Date
ANDA	ANDA203895	11/05/2013	

BUPIVACAINE HYDROCHLORIDE

bupivacaine hydrochloride injection, solution

Product Information

Product Type	HUMAN PRESCRIPTION DRUG	Item Code (Source)	NDC:55150-168
Route of Administration	INFILTRATION, INTRACAUDAL, EPIDURAL		

Active Ingredient/Active Moiety

Ingredient Name	Basis of Strength	Strength
BUPIVACAINE HYDROCHLORIDE (UNII: 7TQO7W3VT8) (BUPIVACAINE - UNII:Y8335394RO)	BUPIVACAINE HYDROCHLORIDE ANHYDROUS	2.5 mg in 1 mL

Inactive Ingredients

Ingredient Name	Strength
SODIUM CHLORIDE (UNII: 451W47IQ8X)	
SODIUM HYDROXIDE (UNII: 55X04QC32I)	
HYDROCHLORIC ACID (UNII: QTT17582CB)	
WATER (UNII: 059QF0KO0R)	

Packaging

#	Item Code	Package Description	Marketing Start Date	Marketing End Date
1	NDC:55150-168-30	25 in 1 CARTON	11/05/2013	
1		30 mL in 1 VIAL, SINGLE-DOSE; Type 0: Not a Combination Product		

Marketing Information

Marketing Category	Application Number or Monograph Citation	Marketing Start Date	Marketing End Date
ANDA	ANDA203895	11/05/2013	

BUPIVACAINE HYDROCHLORIDE

bupivacaine hydrochloride injection, solution

Product Information

Product Type	HUMAN PRESCRIPTION DRUG	Item Code (Source)	NDC:55150-169
Route of Administration	INTRACAUDAL, EPIDURAL		

Active Ingredient/Active Moiety

Ingredient Name	Basis of Strength	Strength
BUPIVACAINE HYDROCHLORIDE (UNII: 7TQO7W3VT8) (BUPIVACAINE - UNII:Y8335394RO)	BUPIVACAINE HYDROCHLORIDE ANHYDROUS	5 mg in 1 mL

Inactive Ingredients

Ingredient Name	Strength
SODIUM CHLORIDE (UNII: 451W47IQ8X)	
SODIUM HYDROXIDE (UNII: 55X04QC32I)	
HYDROCHLORIC ACID (UNII: QTT17582CB)	
WATER (UNII: 059QF0KO0R)	

Packaging

#	Item Code	Package Description	Marketing Start Date	Marketing End Date
1	NDC:55150-169-10	25 in 1 CARTON	11/05/2013	
1		10 mL in 1 VIAL, SINGLE-DOSE; Type 0: Not a Combination Product		

Marketing Information

Marketing Category	Application Number or Monograph Citation	Marketing Start Date	Marketing End Date
ANDA	ANDA203895	11/05/2013	

BUPIVACAINE HYDROCHLORIDE

bupivacaine hydrochloride injection, solution

Product Information

Product Type	HUMAN PRESCRIPTION DRUG	Item Code (Source)	NDC:55150-170
Route of Administration	INTRACAUDAL, EPIDURAL		

Active Ingredient/Active Moiety

Ingredient Name	Basis of Strength	Strength
BUPIVACAINE HYDROCHLORIDE (UNII: 7TQO7W3VT8) (BUPIVACAINE - UNII:Y8335394RO)	BUPIVACAINE HYDROCHLORIDE ANHYDROUS	5 mg in 1 mL

Inactive Ingredients

Ingredient Name	Strength
SODIUM CHLORIDE (UNII: 451W47IQ8X)	
SODIUM HYDROXIDE (UNII: 55X04QC32I)	
HYDROCHLORIC ACID (UNII: QTT17582CB)	
WATER (UNII: 059QF0KO0R)	

Packaging

#	Item Code	Package Description	Marketing Start Date	Marketing End Date
1	NDC:55150-170-30	25 in 1 CARTON	11/05/2013	
1		30 mL in 1 VIAL, SINGLE-DOSE; Type 0: Not a Combination Product		

Marketing Information

Marketing Category	Application Number or Monograph Citation	Marketing Start Date	Marketing End Date
ANDA	ANDA203895	11/05/2013	

BUPIVACAINE HYDROCHLORIDE

bupivacaine hydrochloride injection, solution

Product Information

Product Type	HUMAN PRESCRIPTION DRUG	Item Code (Source)	NDC:55150-171
Route of Administration	EPIDURAL, RETROBULBAR		

Active Ingredient/Active Moiety

Ingredient Name	Basis of Strength	Strength
BUPIVACAINE HYDROCHLORIDE (UNII: 7TQO7W3VT8) (BUPIVACAINE - UNII:Y8335394RO)	BUPIVACAINE HYDROCHLORIDE ANHYDROUS	7.5 mg in 1 mL

Inactive Ingredients

Ingredient Name	Strength
SODIUM CHLORIDE (UNII: 451W47IQ8X)	
SODIUM HYDROXIDE (UNII: 55X04QC32I)	

HYDROCHLORIC ACID (UNII: QTT17582CB)

WATER (UNII: 059QF0KO0R)

Packaging

#	Item Code	Package Description	Marketing Start Date	Marketing End Date
1	NDC:55150-171-10	25 in 1 CARTON	11/05/2013	
1		10 mL in 1 VIAL, SINGLE-DOSE; Type 0: Not a Combination Product		

Marketing Information

Marketing Category	Application Number or Monograph Citation	Marketing Start Date	Marketing End Date
ANDA	ANDA203895	11/05/2013	

BUPIVACAINE HYDROCHLORIDE

bupivacaine hydrochloride injection, solution

Product Information

Product Type	HUMAN PRESCRIPTION DRUG	Item Code (Source)	NDC:55150-172
Route of Administration	EPIDURAL, RETROBULBAR		

Active Ingredient/Active Moiety

Ingredient Name	Basis of Strength	Strength
BUPIVACAINE HYDROCHLORIDE (UNII: 7TQO7W3VT8) (BUPIVACAINE - UNII:Y8335394RO)	BUPIVACAINE HYDROCHLORIDE ANHYDROUS	7.5 mg in 1 mL

Inactive Ingredients

Ingredient Name	Strength
SODIUM CHLORIDE (UNII: 451W47IQ8X)	
SODIUM HYDROXIDE (UNII: 55X04QC32I)	
HYDROCHLORIC ACID (UNII: QTT17582CB)	
WATER (UNII: 059QF0KO0R)	

Packaging

#	Item Code	Package Description	Marketing Start Date	Marketing End Date
1	NDC:55150-172-30	25 in 1 CARTON	11/05/2013	
1		30 mL in 1 VIAL, SINGLE-DOSE; Type 0: Not a Combination Product		

Marketing Information

Marketing Category	Application Number or Monograph Citation	Marketing Start Date	Marketing End Date
ANDA	ANDA203895	11/05/2013	

BUPIVACAINE HYDROCHLORIDE

bupivacaine hydrochloride injection, solution

Product Information

Product Type	HUMAN PRESCRIPTION DRUG	Item Code (Source)	NDC:55150-249
Route of Administration	INFILTRATION, PERINEURAL		

Active Ingredient/Active Moiety

Ingredient Name	Basis of Strength	Strength
BUPIVACAINE HYDROCHLORIDE (UNII: 7TQO7W3VT8) (BUPIVACAINE - UNII:Y8335394RO)	BUPIVACAINE HYDROCHLORIDE ANHYDROUS	2.5 mg in 1 mL

Inactive Ingredients

Ingredient Name	Strength
METHYLPARABEN (UNII: A2I8C7HI9T)	
SODIUM CHLORIDE (UNII: 451W47IQ8X)	
SODIUM HYDROXIDE (UNII: 55X04QC32I)	
HYDROCHLORIC ACID (UNII: QTT17582CB)	
WATER (UNII: 059QF0KO0R)	

Packaging

#	Item Code	Package Description	Marketing Start Date	Marketing End Date
1	NDC:55150-249-50	25 in 1 CARTON	05/13/2016	
1		50 mL in 1 VIAL, MULTI-DOSE; Type 0: Not a Combination Product		

Marketing Information

Marketing Category	Application Number or Monograph Citation	Marketing Start Date	Marketing End Date
ANDA	ANDA207183	05/13/2016	

BUPIVACAINE HYDROCHLORIDE

bupivacaine hydrochloride injection, solution

Product Information

Product Type	HUMAN PRESCRIPTION DRUG	Item Code (Source)	NDC:55150-250
Route of Administration	PERINEURAL		

Active Ingredient/Active Moiety

Ingredient Name	Basis of Strength	Strength
BUPIVACAINE HYDROCHLORIDE (UNII: 7TQO7W3VT8) (BUPIVACAINE - UNII:Y8335394RO)	BUPIVACAINE HYDROCHLORIDE ANHYDROUS	5 mg in 1 mL

Inactive Ingredients

Ingredient Name	Strength
METHYLPARABEN (UNII: A2I8C7HI9T)	
SODIUM CHLORIDE (UNII: 451W47IQ8X)	
SODIUM HYDROXIDE (UNII: 55X04QC32I)	
HYDROCHLORIC ACID (UNII: QTT17582CB)	
WATER (UNII: 059QF0KO0R)	

Packaging

#	Item Code	Package Description	Marketing Start Date	Marketing End Date
1	NDC:55150-250-50	25 in 1 CARTON	05/13/2016	
1		50 mL in 1 VIAL, MULTI-DOSE; Type 0: Not a Combination Product		

Marketing Information

Marketing Category	Application Number or Monograph Citation	Marketing Start Date	Marketing End Date
ANDA	ANDA207183	05/13/2016	

Labeler - Eugia US LLC (968961354)

Establishment

Name	Address	ID/FEI	Business Operations
Eugia Pharma Specialities Limited		650498244	ANALYSIS(55150-167, 55150-168, 55150-169, 55150-170, 55150-171, 55150-172, 55150-249, 55150-250) , MANUFACTURE(55150-167, 55150-168, 55150-169, 55150-170, 55150-171, 55150-172, 55150-249, 55150-250) , PACK(55150-167, 55150-168, 55150-169, 55150-170, 55150-171, 55150-172, 55150-249, 55150-250)