

GENOTROPIN- somatropin

Pfizer Laboratories Div Pfizer Inc

HIGHLIGHTS OF PRESCRIBING INFORMATION

These highlights do not include all the information needed to use GENOTROPIN safely and effectively. See full prescribing information for GENOTROPIN

GENOTROPIN® (somatropin) for injection, for subcutaneous use
Initial U.S. Approval: 1987

INDICATIONS AND USAGE

GENOTROPIN is a recombinant human growth hormone indicated for:

- **Pediatric:** Treatment of children with growth failure due to growth hormone deficiency (GHD), Prader-Willi syndrome, Small for Gestational Age, Turner syndrome, and Idiopathic Short Stature (1.1)
- **Adult:** Treatment of adults with either adult onset or childhood onset GHD (1.2)

DOSAGE AND ADMINISTRATION

GENOTROPIN should be administered subcutaneously (2)

- **Pediatric GHD:** 0.16 to 0.24 mg/kg/week (2.1)
- **Prader-Willi Syndrome:** 0.24 mg/kg/week (2.1)
- **Small for Gestational Age:** Up to 0.48 mg/kg/week (2.1)
- **Turner Syndrome:** 0.33 mg/kg/week (2.1)
- **Idiopathic Short Stature:** up to 0.47 mg/kg/week (2.1)
- **Adult GHD:** Either a non-weight based or a weight based dosing regimen may be followed, with doses adjusted based on treatment response and IGF-I concentrations (2.2)
- **Non-weight based dosing:** A starting dose of approximately 0.2 mg/day (range, 0.15–0.30 mg/day) may be used without consideration of body weight, and increased gradually every 1–2 months by increments of approximately 0.1–0.2 mg/day. (2.2)
- **Weight based dosing:** The recommended initial dose is not more than 0.04 mg/kg/week; the dose may be increased as tolerated to not more than 0.08 mg/kg/week at 4–8 week intervals. (2.2)
- GENOTROPIN cartridges are color-coded to correspond to a specific GENOTROPIN PEN delivery device (2.3)
- Injection sites should always be rotated to avoid lipoatrophy (2.3)

DOSAGE FORMS AND STRENGTHS

For injection: 5 mg or 12 mg lyophilized powder in a single-patient-use two-chamber cartridge (3)

For injection: 0.2 mg, 0.4 mg, 0.6 mg, 0.8 mg, 1 mg, 1.2 mg, 1.4 mg, 1.6 mg, 1.8 mg, or 2 mg lyophilized powder in a single-dose Growth Hormone Delivery Device containing a two-chamber cartridge (GENOTROPIN MINIQUICK) (3)

CONTRAINDICATIONS

- Acute Critical Illness (4)
- Children with Prader-Willi syndrome who are severely obese or have severe respiratory impairment – reports of sudden death (4)
- Active Malignancy (4)
- Hypersensitivity to somatropin or excipients (4)
- Active Proliferative or Severe Non-Proliferative Diabetic Retinopathy (4)
- Children with closed epiphyses (4)

WARNINGS AND PRECAUTIONS

- **Acute Critical Illness:** Potential benefit of treatment continuation should be weighed against the potential risk (5.1)
- **Prader-Willi Syndrome in Children:** Evaluate for signs of upper airway obstruction and sleep apnea before initiation of treatment
Discontinue treatment if these signs occur (5.2)
- **Neoplasm:** Monitor patients with preexisting tumors for progression or recurrence. Increased risk of a second neoplasm in childhood cancer survivors treated with somatropin in particular meningiomas in patients treated with radiation to the head for their first neoplasm (5.3)

- Impaired Glucose Tolerance and Diabetes Mellitus: May be unmasked. Periodically monitor glucose levels in all patients. Doses of concurrent antihyperglycemic drugs in diabetics may require adjustment (5.4)
- Intracranial Hypertension: Exclude preexisting papilledema. May develop and is usually reversible after discontinuation or dose reduction (5.5)
- Hypersensitivity: Serious hypersensitivity reactions may occur. In the event of an allergic reaction, seek prompt medical attention (5.6)
- Fluid Retention (i.e., edema, arthralgia, carpal tunnel syndrome – especially in adults): May occur frequently. Reduce dose as necessary (5.7)
- Hypoadrenalism: Monitor patients for reduced serum cortisol levels and/or need for glucocorticoid dose increases in those with known hypoadrenalism (5.8)
- Hypothyroidism: May first become evident or worsen. Monitor thyroid function periodically (5.9)
- Slipped Capital Femoral Epiphysis: May develop. Evaluate children with the onset of a limp or hip/knee pain (5.10)
- Progression of Preexisting Scoliosis: Monitor any child with scoliosis for progression of the curve (5.11)
- Pancreatitis: Consider pancreatitis in patients with persistent severe abdominal pain (5.15)

-----ADVERSE REACTIONS-----

Other common somatropin-related adverse reactions include injection site reactions/rashes and lipoatrophy (6.1) and headaches (6.2).

To report SUSPECTED ADVERSE REACTIONS, contact Pfizer Inc. at 1-800-438-1985 or FDA at 1-800-FDA-1088 or www.fda.gov/medwatch.

-----DRUG INTERACTIONS-----

Inhibition of 11 β -Hydroxysteroid Dehydrogenase Type 1: May require the initiation of glucocorticoid replacement therapy. Patients treated with glucocorticoid replacement for previously diagnosed hypoadrenalism may require an increase in their maintenance doses (7.1, 7.2).

- Glucocorticoid Replacement: Should be carefully adjusted (7.2)
- Cytochrome P450-Metabolized Drugs: Monitor carefully if used with somatropin (7.3)
- Oral Estrogen: Larger doses of somatropin may be required in women (7.4)
- Insulin and/or Oral/Injectable Hypoglycemic Agents: May require adjustment (7.5)

See 17 for PATIENT COUNSELING INFORMATION.

Revised: 8/2024

FULL PRESCRIBING INFORMATION: CONTENTS*

1 INDICATIONS AND USAGE

- 1.1 Pediatric Patients
- 1.2 Adult Patients

2 DOSAGE AND ADMINISTRATION

- 2.1 Dosing of Pediatric Patients
- 2.2 Dosing of Adult Patients
- 2.3 Preparation and Administration

3 DOSAGE FORMS AND STRENGTHS

4 CONTRAINDICATIONS

5 WARNINGS AND PRECAUTIONS

- 5.1 Acute Critical Illness
- 5.2 Prader-Willi Syndrome in Children
- 5.3 Neoplasms
- 5.4 Impaired Glucose Tolerance and Diabetes Mellitus
- 5.5 Intracranial Hypertension
- 5.6 Severe Hypersensitivity
- 5.7 Fluid Retention

- 5.8 Hypoadrenalism
- 5.9 Hypothyroidism
- 5.10 Slipped Capital Femoral Epiphyses in Pediatric Patients
- 5.11 Progression of Preexisting Scoliosis in Pediatric Patients
- 5.12 Otitis Media and Cardiovascular Disorders in Turner Syndrome
- 5.13 Lipoatrophy
- 5.14 Laboratory Tests
- 5.15 Pancreatitis

6 ADVERSE REACTIONS

- 6.1 Clinical Trials Experience
- 6.2 Postmarketing Experience

7 DRUG INTERACTIONS

- 7.1 11 β -Hydroxysteroid Dehydrogenase Type 1
- 7.2 Pharmacologic Glucocorticoid Therapy and Supraphysiologic Glucocorticoid Treatment
- 7.3 Cytochrome P450-Metabolized Drugs
- 7.4 Oral Estrogen
- 7.5 Insulin and/or Oral/Injectable Hypoglycemic Agents

8 USE IN SPECIFIC POPULATIONS

- 8.1 Pregnancy
- 8.2 Lactation
- 8.4 Pediatric Use
- 8.5 Geriatric Use

10 OVERDOSAGE

11 DESCRIPTION

12 CLINICAL PHARMACOLOGY

- 12.1 Mechanism of Action
- 12.2 Pharmacodynamics
- 12.3 Pharmacokinetics
- 12.6 Immunogenicity

13 NONCLINICAL TOXICOLOGY

- 13.1 Carcinogenesis, Mutagenesis, Impairment of Fertility

14 CLINICAL STUDIES

- 14.1 Adult Growth Hormone Deficiency (GHD)
- 14.2 Prader-Willi Syndrome (PWS)
- 14.3 Small for Gestational Age
- 14.4 Turner Syndrome
- 14.5 Idiopathic Short Stature

16 HOW SUPPLIED/STORAGE AND HANDLING

- 16.1 How Supplied
- 16.2 Storage and Handling

17 PATIENT COUNSELING INFORMATION

* Sections or subsections omitted from the full prescribing information are not listed.

FULL PRESCRIBING INFORMATION

1 INDICATIONS AND USAGE

1.1 Pediatric Patients

GENOTROPIN is indicated for the treatment of pediatric patients who have growth failure due to an inadequate secretion of endogenous growth hormone.

GENOTROPIN is indicated for the treatment of pediatric patients who have growth failure due to Prader-Willi syndrome (PWS). The diagnosis of PWS should be confirmed by appropriate genetic testing [see *Contraindications (4)*].

GENOTROPIN is indicated for the treatment of growth failure in pediatric patients born small for gestational age (SGA) who fail to manifest catch-up growth by age 2 years.

GENOTROPIN is indicated for the treatment of growth failure associated with Turner syndrome.

GENOTROPIN is indicated for the treatment of idiopathic short stature (ISS), also called non-growth hormone-deficient short stature, defined by height standard deviation score (SDS) ≤ -2.25 , and associated with growth rates unlikely to permit attainment of adult height in the normal range, in pediatric patients whose epiphyses are not closed and for whom diagnostic evaluation excludes other causes associated with short stature that should be observed or treated by other means.

1.2 Adult Patients

GENOTROPIN is indicated for replacement of endogenous growth hormone in adults with growth hormone deficiency who meet either of the following two criteria:

Adult Onset (AO): Patients who have growth hormone deficiency, either alone or associated with multiple hormone deficiencies (hypopituitarism), as a result of pituitary disease, hypothalamic disease, surgery, radiation therapy, or trauma; or

Childhood Onset (CO): Patients who were growth hormone deficient during childhood as a result of congenital, genetic, acquired, or idiopathic causes.

Patients who were treated with somatropin for growth hormone deficiency in childhood and whose epiphyses are closed should be reevaluated before continuation of somatropin therapy at the reduced dose level recommended for growth hormone deficient adults. According to current standards, confirmation of the diagnosis of adult growth hormone deficiency in both groups involves an appropriate growth hormone provocative test with two exceptions: (1) patients with multiple other pituitary hormone deficiencies due to organic disease; and (2) patients with congenital/genetic growth hormone deficiency.

2 DOSAGE AND ADMINISTRATION

The weekly dose should be divided into 6 or 7 **subcutaneous** injections. **GENOTROPIN must not be injected intravenously.**

Therapy with GENOTROPIN should be supervised by a physician who is experienced in the diagnosis and management of pediatric patients with growth failure associated with growth hormone deficiency (GHD), Prader-Willi syndrome (PWS), Turner syndrome (TS), those who were born small for gestational age (SGA) or Idiopathic Short Stature (ISS),

and adult patients with either childhood onset or adult onset GHD.

2.1 Dosing of Pediatric Patients

General Pediatric Dosing Information

The GENOTROPIN dosage and administration schedule should be individualized based on the growth response of each patient.

Response to somatropin therapy in pediatric patients tends to decrease with time. However, in pediatric patients, the failure to increase growth rate, particularly during the first year of therapy, indicates the need for close assessment of compliance and evaluation for other causes of growth failure, such as hypothyroidism, undernutrition, advanced bone age and antibodies to recombinant human GH (rhGH).

Treatment with GENOTROPIN for short stature should be discontinued when the epiphyses are fused.

Pediatric Growth Hormone Deficiency (GHD)

Generally, a dose of 0.16 to 0.24 mg/kg body weight/week is recommended.

Prader-Willi Syndrome

Generally, a dose of 0.24 mg/kg body weight/week is recommended.

Turner Syndrome

Generally, a dose of 0.33 mg/kg body weight/week is recommended.

Idiopathic Short Stature

Generally, a dose up to 0.47 mg/kg body weight/week is recommended.

Small for Gestational Age¹

Generally, a dose of up to 0.48 mg/kg body weight/week is recommended.

1 Recent literature has recommended initial treatment with larger doses of somatropin (e.g., 0.48 mg/kg/week), especially in very short children (i.e., height SDS <-3), and/or older/ pubertal children, and that a reduction in dosage (e.g., gradually towards 0.24 mg/kg/week) should be considered if substantial catch-up growth is observed during the first few years of therapy. On the other hand, in younger SGA children (e.g., approximately <4 years) (who respond the best in general) with less severe short stature (i.e., baseline height SDS values between -2 and -3), consideration should be given to initiating treatment at a lower dose (e.g., 0.24 mg/kg/week), and titrating the dose as needed over time. In all children, clinicians should carefully monitor the growth response, and adjust the somatropin dose as necessary.

2.2 Dosing of Adult Patients

Adult Growth Hormone Deficiency (GHD)

Either of two approaches to GENOTROPIN dosing may be followed: a non-weight based regimen or a weight based regimen.

Non-weight based — based on published consensus guidelines, a starting dose of approximately 0.2 mg/day (range, 0.15–0.30 mg/day) may be used without consideration of body weight. This dose can be increased gradually every 1–2 months by increments of approximately 0.1–0.2 mg/day, according to individual patient

requirements based on the clinical response and serum insulin-like growth factor I (IGF-I) concentrations. The dose should be decreased as necessary on the basis of adverse events and/or serum IGF-I concentrations above the age- and gender-specific normal range. Maintenance dosages vary considerably from person to person, and between male and female patients.

Weight based — based on the dosing regimen used in the original adult GHD registration trials, the recommended dosage at the start of treatment is not more than 0.04 mg/kg/week. The dose may be increased according to individual patient requirements to not more than 0.08 mg/kg/week at 4–8 week intervals. Clinical response, side effects, and determination of age- and gender-adjusted serum IGF-I concentrations should be used as guidance in dose titration.

A lower starting dose and smaller dose increments should be considered for older patients, who are more prone to the adverse effects of somatropin than younger individuals. In addition, obese individuals are more likely to manifest adverse effects when treated with a weight-based regimen. In order to reach the defined treatment goal, estrogen-replete women may need higher doses than men. Oral estrogen administration may increase the dose requirements in women.

2.3 Preparation and Administration

The GENOTROPIN 5 and 12 mg cartridges are color-coded to help ensure proper use with the GENOTROPIN PEN delivery device. The 5 mg cartridge has a green tip to match the green pen window on the Pen 5, while the 12 mg cartridge has a purple tip to match the purple pen window on the Pen 12.

Parenteral drug products should always be inspected visually for particulate matter and discoloration prior to administration, whenever solution and container permit.

GENOTROPIN MUST NOT BE INJECTED if the solution is cloudy or contains particulate matter. Use it only if it is clear and colorless.

GENOTROPIN may be given in the thigh, buttocks, or abdomen; the site of SC injections should be rotated daily to help prevent lipoatrophy.

3 DOSAGE FORMS AND STRENGTHS

GENOTROPIN is a white, lyophilized powder available as:

- For injection: 5 mg or 12 mg in a single-patient-use two-chamber cartridge
- For injection: 0.2 mg, 0.4 mg, 0.6 mg, 0.8 mg, 1 mg, 1.2 mg, 1.4 mg, 1.6 mg, 1.8 mg, or 2 mg in a single-dose Growth Hormone Delivery Device containing a two-chamber cartridge (GENOTROPIN MINIQICK)

4 CONTRAINDICATIONS

GENOTROPIN is contraindicated in patients with:

• Acute Critical Illness

Treatment with pharmacologic amounts of somatropin is contraindicated in patients with acute critical illness due to complications following open heart surgery, abdominal surgery or multiple accidental trauma, or those with acute respiratory failure [see

Warnings and Precautions (5.1)].

- **Prader-Willi Syndrome in Children**

Somatropin is contraindicated in patients with Prader-Willi syndrome who are severely obese, have a history of upper airway obstruction or sleep apnea, or have severe respiratory impairment. There have been reports of sudden death when somatropin was used in such patients [*see Warnings and Precautions (5.2)]*.

- **Active Malignancy**

In general, somatropin is contraindicated in the presence of active malignancy. Any preexisting malignancy should be inactive and its treatment complete prior to instituting therapy with somatropin. Somatropin should be discontinued if there is evidence of recurrent activity. Since growth hormone deficiency may be an early sign of the presence of a pituitary tumor (or, rarely, other brain tumors), the presence of such tumors should be ruled out prior to initiation of treatment. Somatropin should not be used in patients with any evidence of progression or recurrence of an underlying intracranial tumor.

- **Hypersensitivity**

GENOTROPIN is contraindicated in patients with a known hypersensitivity to somatropin or any of its excipients. The 5 mg and 12 mg presentations of GENOTROPIN lyophilized powder contain m-cresol as a preservative. Systemic hypersensitivity reactions have been reported with postmarketing use of somatropins [*see Warnings and Precautions (5.6)]*.

- **Diabetic Retinopathy**

Somatropin is contraindicated in patients with active proliferative or severe non-proliferative diabetic retinopathy.

- **Closed Epiphyses**

Somatropin should not be used for growth promotion in pediatric patients with closed epiphyses.

5 WARNINGS AND PRECAUTIONS

5.1 Acute Critical Illness

Increased mortality in patients with acute critical illness due to complications following open heart surgery, abdominal surgery or multiple accidental trauma, or those with acute respiratory failure has been reported after treatment with pharmacologic amounts of somatropin [*see Contraindications (4)]*. Two placebo-controlled clinical trials in non-growth hormone deficient adult patients (n=522) with these conditions in intensive care units revealed a significant increase in mortality (42% vs. 19%) among somatropin-treated patients (doses 5.3–8 mg/day) compared to those receiving placebo. The safety of continuing somatropin treatment in patients receiving replacement doses for approved indications who concurrently develop these illnesses has not been established. Therefore, the potential benefit of treatment continuation with somatropin in patients having acute critical illnesses should be weighed against the potential risk.

5.2 Prader-Willi Syndrome in Children

There have been reports of fatalities after initiating therapy with somatropin in pediatric patients with Prader-Willi syndrome who had one or more of the following risk factors: severe obesity, history of upper airway obstruction or sleep apnea, or unidentified respiratory infection. Male patients with one or more of these factors may be at greater risk than females. Patients with Prader-Willi syndrome should be evaluated for signs of upper airway obstruction and sleep apnea before initiation of treatment with somatropin. If during treatment with somatropin, patients show signs of upper airway obstruction (including onset of or increased snoring) and/or new onset sleep apnea, treatment should be interrupted. All patients with Prader-Willi syndrome treated with somatropin should also have effective weight control and be monitored for signs of respiratory infection, which should be diagnosed as early as possible and treated aggressively [see *Contraindications (4)*].

5.3 Neoplasms

In childhood cancer survivors who were treated with radiation to the brain/head for their first neoplasm and who developed subsequent GHD and were treated with somatropin, an increased risk of a second neoplasm has been reported. Intracranial tumors, in particular meningiomas, were the most common of these second neoplasms. In adults, it is unknown whether there is any relationship between somatropin replacement therapy and CNS tumor recurrence [see *Contraindications (4)*].

Monitor all patients with a history of GHD secondary to an intracranial neoplasm routinely while on somatropin therapy for progression or recurrence of the tumor.

Because children with certain rare genetic causes of short stature have an increased risk of developing malignancies, practitioners should thoroughly consider the risks and benefits of starting somatropin in these patients. If treatment with somatropin is initiated, these patients should be carefully monitored for development of neoplasms.

Monitor patients on somatropin therapy carefully for increased growth, or potential malignant changes, of preexisting nevi.

5.4 Impaired Glucose Tolerance and Diabetes Mellitus

Treatment with somatropin may decrease insulin sensitivity, particularly at higher doses in susceptible patients. As a result, previously undiagnosed impaired glucose tolerance and overt diabetes mellitus may be unmasked during somatropin treatment. New-onset Type 2 diabetes mellitus has been reported. Therefore, glucose levels should be monitored periodically in all patients treated with somatropin, especially in those with risk factors for diabetes mellitus, such as obesity, Turner syndrome, or a family history of diabetes mellitus. Patients with preexisting type 1 or type 2 diabetes mellitus or impaired glucose tolerance should be monitored closely during somatropin therapy. The doses of antihyperglycemic drugs (i.e., insulin or oral/injectable agents) may require adjustment when somatropin therapy is instituted in these patients.

5.5 Intracranial Hypertension

Intracranial hypertension (IH) with papilledema, visual changes, headache, nausea and/or vomiting has been reported in a small number of patients treated with somatropins. Symptoms usually occurred within the first eight (8) weeks after the initiation of

somatropin therapy. In all reported cases, IH-associated signs and symptoms rapidly resolved after cessation of therapy or a reduction of the somatropin dose. Fundoscopic examination should be performed routinely before initiating treatment with somatropin to exclude preexisting papilledema, and periodically during the course of somatropin therapy. If papilledema is observed by fundoscopy during somatropin treatment, treatment should be stopped. If somatropin-induced IH is diagnosed, treatment with somatropin can be restarted at a lower dose after IH-associated signs and symptoms have resolved. Patients with Turner syndrome and Prader-Willi syndrome may be at increased risk for the development of IH.

5.6 Severe Hypersensitivity

Serious systemic hypersensitivity reactions including anaphylactic reactions and angioedema have been reported with postmarketing use of somatropins. Patients and caregivers should be informed that such reactions are possible and that prompt medical attention should be sought if an allergic reaction occurs [*see Contraindications (4)*].

5.7 Fluid Retention

Fluid retention during somatropin replacement therapy in adults may occur. Clinical manifestations of fluid retention (e.g., edema, arthralgia, myalgia, nerve compression syndromes including carpal tunnel syndrome/paresthesia) are usually transient and dose dependent.

5.8 Hypoadrenalism

Patients receiving somatropin therapy who have or are at risk for pituitary hormone deficiency(s) may be at risk for reduced serum cortisol levels and/or unmasking of central (secondary) hypoadrenalism. In addition, patients treated with glucocorticoid replacement for previously diagnosed hypoadrenalism may require an increase in their maintenance or stress doses following initiation of somatropin treatment [*see Drug Interactions (7.1)*].

5.9 Hypothyroidism

Undiagnosed/untreated hypothyroidism may prevent an optimal response to somatropin, in particular, the growth response in children. Patients with Turner syndrome have an inherently increased risk of developing autoimmune thyroid disease and primary hypothyroidism. In patients with growth hormone deficiency, central (secondary) hypothyroidism may first become evident or worsen during somatropin treatment. Therefore, patients treated with somatropin should have periodic thyroid function tests and thyroid hormone replacement therapy should be initiated or appropriately adjusted when indicated.

5.10 Slipped Capital Femoral Epiphyses in Pediatric Patients

Slipped capital femoral epiphyses may occur more frequently in patients with endocrine disorders (including GHD and Turner syndrome) or in patients undergoing rapid growth. Any pediatric patient with the onset of a limp or complaints of hip or knee pain during somatropin therapy should be carefully evaluated.

5.11 Progression of Preexisting Scoliosis in Pediatric Patients

Progression of scoliosis can occur in patients who experience rapid growth. Because somatropin increases growth rate, patients with a history of scoliosis who are treated with somatropin should be monitored for progression of scoliosis. However, somatropin has not been shown to increase the occurrence of scoliosis. Skeletal abnormalities including scoliosis are commonly seen in untreated Turner syndrome patients. Scoliosis is also commonly seen in untreated patients with Prader-Willi syndrome. Physicians should be alert to these abnormalities, which may manifest during somatropin therapy.

5.12 Otitis Media and Cardiovascular Disorders in Turner Syndrome

Patients with Turner syndrome should be evaluated carefully for otitis media and other ear disorders since these patients have an increased risk of ear and hearing disorders. Somatropin treatment may increase the occurrence of otitis media in patients with Turner syndrome. In addition, patients with Turner syndrome should be monitored closely for cardiovascular disorders (e.g., stroke, aortic aneurysm/dissection, hypertension) as these patients are also at risk for these conditions.

5.13 Lipoatrophy

When somatropin is administered subcutaneously at the same site over a long period of time, tissue atrophy may result. This can be avoided by rotating the injection site [see *Dosage and Administration (2.3)*].

5.14 Laboratory Tests

Serum levels of inorganic phosphorus, alkaline phosphatase, parathyroid hormone (PTH) and IGF-I may increase during somatropin therapy.

5.15 Pancreatitis

Cases of pancreatitis have been reported rarely in children and adults receiving somatropin treatment, with some evidence supporting a greater risk in children compared with adults. Published literature indicates that girls who have Turner syndrome may be at greater risk than other somatropin-treated children. Pancreatitis should be considered in any somatropin-treated patient, especially a child, who develops persistent severe abdominal pain.

6 ADVERSE REACTIONS

The following important adverse reactions are also described elsewhere in the labeling:

- Increased mortality in patients with acute critical illness [see *Warnings and Precautions (5.1)*]
- Fatalities in children with Prader-Willi syndrome [see *Warnings and Precautions (5.2)*]
- Neoplasms [see *Warnings and Precautions (5.3)*]
- Glucose intolerance and diabetes mellitus [see *Warnings and Precautions (5.4)*]
- Intracranial hypertension [see *Warnings and Precautions (5.5)*]
- Severe hypersensitivity [see *Warnings and Precautions (5.6)*]
- Fluid retention [see *Warnings and Precautions (5.7)*]
- Hypoadrenalism [see *Warnings and Precautions (5.8)*]
- Hypothyroidism [see *Warnings and Precautions (5.9)*]

- Slipped capital femoral epiphysis in pediatric patients [see *Warnings and Precautions* (5.10)]
- Progression of preexisting scoliosis in pediatric patients [see *Warnings and Precautions* (5.11)]
- Otitis media and cardiovascular disorders in patients with Turner syndrome [see *Warnings and Precautions* (5.12)]
- Lipoatrophy [see *Warnings and Precautions* (5.13)]
- Pancreatitis [see *Warnings and Precautions* (5.15)]

6.1 Clinical Trials Experience

Because clinical trials are conducted under varying conditions, adverse reaction rates observed during the clinical trials performed with one somatropin formulation cannot always be directly compared to the rates observed during the clinical trials performed with a second somatropin formulation, and may not reflect the adverse reaction rates observed in practice.

Clinical Trials in children with GHD

In clinical studies with GENOTROPIN in pediatric GHD patients, the following events were reported infrequently: injection site reactions, including pain or burning associated with the injection, fibrosis, nodules, rash, inflammation, pigmentation, or bleeding; lipoatrophy; headache; hematuria; hypothyroidism; and mild hyperglycemia.

Clinical Trials in PWS

In two clinical studies with GENOTROPIN in pediatric patients with Prader-Willi syndrome, the following drug-related events were reported: edema, aggressiveness, arthralgia, benign intracranial hypertension, hair loss, headache, and myalgia.

Clinical Trials in children with SGA

In clinical studies of 273 pediatric patients born small for gestational age treated with GENOTROPIN, the following clinically significant events were reported: mild transient hyperglycemia, one patient with benign intracranial hypertension, two patients with central precocious puberty, two patients with jaw prominence, and several patients with aggravation of preexisting scoliosis, injection site reactions, and self-limited progression of pigmented nevi. Anti-hGH antibodies were not detected in any of the patients treated with GENOTROPIN.

Clinical Trials in children with Turner Syndrome

In two clinical studies with GENOTROPIN in pediatric patients with Turner syndrome, the most frequently reported adverse events were respiratory illnesses (influenza, tonsillitis, otitis, sinusitis), joint pain, and urinary tract infection. The only treatment-related adverse event that occurred in more than 1 patient was joint pain.

Clinical Trials in children with Idiopathic Short Stature

In two open-label clinical studies with GENOTROPIN in pediatric patients with ISS, the most commonly encountered adverse events include upper respiratory tract infections, influenza, tonsillitis, nasopharyngitis, gastroenteritis, headaches, increased appetite, pyrexia, fracture, altered mood, and arthralgia. In one of the two studies, during GENOTROPIN treatment, the mean IGF-1 standard deviation (SD) scores were maintained in the normal range. IGF-1 SD scores above +2 SD were observed as

follows: 1 subject (3%), 10 subjects (30%) and 16 subjects (38%) in the untreated control, 0.23 and the 0.47 mg/kg/week groups, respectively, had at least one measurement; while 0 subjects (0%), 2 subjects (7%) and 6 subjects (14%) had two or more consecutive IGF-1 measurements above +2 SD.

Clinical Trials in adults with GHD

In clinical trials with GENOTROPIN in 1,145 GHD adults, the majority of the adverse events consisted of mild to moderate symptoms of fluid retention, including peripheral swelling, arthralgia, pain and stiffness of the extremities, peripheral edema, myalgia, paresthesia, and hypoesthesia. These events were reported early during therapy and tended to be transient and/or responsive to dosage reduction.

Table 1 displays the adverse events reported by 5% or more of adult GHD patients in clinical trials after various durations of treatment with GENOTROPIN. Also presented are the corresponding incidence rates of these adverse events in placebo patients during the 6-month double-blind portion of the clinical trials.

Table 1. Adverse Events Reported by $\geq 5\%$ of 1,145 Adult GHD Patients During Clinical Trials of GENOTROPIN and Placebo, Grouped by Duration of Treatment

Adverse Event	Double Blind Phase		Open Label Phase GENOTROPIN		
	Placebo 0-6 mo. n = 572 % Patients	GENOTROPIN 0-6 mo. n = 573 % Patients	6-12 mo. n = 504 % Patients	12-18 mo. n = 63 % Patients	18-24 mo. n = 60 % Patients
Swelling, peripheral	5.1	17.5*	5.6	0	1.7
Arthralgia	4.2	17.3*	6.9	6.3	3.3
Upper respiratory infection	14.5	15.5	13.1	15.9	13.3
Pain, extremities	5.9	14.7*	6.7	1.6	3.3
Edema, peripheral	2.6	10.8*	3.0	0	0
Paresthesia	1.9	9.6*	2.2	3.2	0
Headache	7.7	9.9	6.2	0	0
Stiffness of extremities	1.6	7.9*	2.4	1.6	0
Fatigue	3.8	5.8	4.6	6.3	1.7
Myalgia	1.6	4.9*	2.0	4.8	6.7
Back pain	4.4	2.8	3.4	4.8	5.0

n = number of patients receiving treatment during the indicated period.

% = percentage of patients who reported the event during the indicated period.

* Increased significantly when compared to placebo, $P \leq .025$: Fisher's Exact Test (one-sided)

Post-Trial Extension Studies in Adults

In expanded post-trial extension studies, diabetes mellitus developed in 12 of 3,031 patients (0.4%) during treatment with GENOTROPIN. All 12 patients had predisposing factors, e.g., elevated glycated hemoglobin levels and/or marked obesity, prior to receiving GENOTROPIN. Of the 3,031 patients receiving GENOTROPIN, 61 (2%) developed symptoms of carpal tunnel syndrome, which lessened after dosage reduction or treatment interruption (52) or surgery (9). Other adverse events that have been reported include generalized edema and hypoesthesia.

Periplasmic Escherichia coli Peptides

Preparations of GENOTROPIN contain a small amount of periplasmic *Escherichia coli* peptides (PECP). Anti-PECP antibodies are found in a small number of patients treated with GENOTROPIN, but these appear to be of no clinical significance.

6.2 Postmarketing Experience

Because these adverse events are reported voluntarily from a population of uncertain size, it is not always possible to reliably estimate their frequency or establish a causal relationship to drug exposure.

Serious systemic hypersensitivity reactions including anaphylactic reactions and angioedema have been reported with postmarketing use of somatotrops [see *Warnings and Precautions* (5.6)].

Leukemia has been reported in a small number of GHD children treated with somatotropin, somatrem (methionylated rhGH) and GH of pituitary origin. It is uncertain whether these cases of leukemia are related to GH therapy, the pathology of GHD itself, or other associated treatments such as radiation therapy. On the basis of current evidence, experts have not been able to conclude that GH therapy *per se* was responsible for these cases of leukemia. The risk for children with GHD, if any, remains to be established [see *Contraindications* (4) and *Warnings and Precautions* (5.3)].

The following serious adverse reactions have been observed with use of somatotropin (including events observed in patients who received brands of somatotropin other than GENOTROPIN): acute critical illness [see *Warnings and Precautions* (5.1)], sudden death [see *Warnings and Precautions* (5.2)], intracranial tumors [see *Warnings and Precautions* (5.3)], central hypothyroidism [see *Warnings and Precautions* (5.9)], cardiovascular disorders, and pancreatitis [see *Warnings and Precautions* (5.15)].

Slipped capital femoral epiphysis and Legg-Calve-Perthes disease (osteonecrosis/avascular necrosis; occasionally associated with slipped capital femoral epiphysis) have been reported in children treated with growth hormone [see *Warnings and Precautions* (5.10)]. Cases have been reported with GENOTROPIN.

The following additional adverse reactions have been observed during the appropriate use of somatotropin: headaches (children and adults), gynecomastia (children), and significant diabetic retinopathy.

New-onset type 2 diabetes mellitus has been reported.

7 DRUG INTERACTIONS

7.1 11 β -Hydroxysteroid Dehydrogenase Type 1

The microsomal enzyme 11 β -hydroxysteroid dehydrogenase type 1 (11 β HSD-1) is required for conversion of cortisone to its active metabolite, cortisol, in hepatic and adipose tissue. GH and somatropin inhibit 11 β HSD-1. Consequently, individuals with untreated GH deficiency have relative increases in 11 β HSD-1 and serum cortisol. Introduction of somatropin treatment may result in inhibition of 11 β HSD-1 and reduced serum cortisol concentrations. As a consequence, previously undiagnosed central (secondary) hypoadrenalism may be unmasked and glucocorticoid replacement may be required in patients treated with somatropin. In addition, patients treated with glucocorticoid replacement for previously diagnosed hypoadrenalism may require an increase in their maintenance or stress doses following initiation of somatropin treatment; this may be especially true for patients treated with cortisone acetate and prednisone since conversion of these drugs to their biologically active metabolites is dependent on the activity of 11 β HSD-1 [see *Warnings and Precautions* (5.8)].

7.2 Pharmacologic Glucocorticoid Therapy and Supraphysiologic Glucocorticoid Treatment

Pharmacologic glucocorticoid therapy and supraphysiologic glucocorticoid treatment may attenuate the growth-promoting effects of somatropin in children. Therefore, glucocorticoid replacement dosing should be carefully adjusted in children receiving concomitant somatropin and glucocorticoid treatments to avoid both hypoadrenalism and an inhibitory effect on growth.

7.3 Cytochrome P450-Metabolized Drugs

Limited published data indicate that somatropin treatment increases cytochrome P450 (CYP450)-mediated antipyrine clearance in man. These data suggest that somatropin administration may alter the clearance of compounds known to be metabolized by CYP450 liver enzymes (e.g., corticosteroids, sex steroids, anticonvulsants, cyclosporine). Careful monitoring is advisable when somatropin is administered in combination with other drugs known to be metabolized by CYP450 liver enzymes. However, formal drug interaction studies have not been conducted.

7.4 Oral Estrogen

In patients on oral estrogen replacement, a larger dose of somatropin may be required to achieve the defined treatment goal [see *Dosage and Administration* (2.2)].

7.5 Insulin and/or Oral/Injectable Hypoglycemic Agents

In patients with diabetes mellitus requiring drug therapy, the dose of insulin and/or oral/injectable agent may require adjustment when somatropin therapy is initiated [see *Warnings and Precautions* (5.4)].

8 USE IN SPECIFIC POPULATIONS

8.1 Pregnancy

Risk Summary

Limited available data with somatropin use in pregnant women are insufficient to determine a drug-associated risk of adverse developmental outcomes. In animal studies (rats and rabbits), there was no evidence of embryo-fetal or neonatal harm following somatropin administration during organogenesis at doses approximately 24 times and 19 times the recommended human therapeutic levels, respectively, based on body surface area (see *Data*).

The estimated background risk of birth defects and miscarriage for the indicated population is unknown. In the U.S. general population, the estimated background risk of major birth defects and miscarriage in clinically recognized pregnancies is 2-4% and 15-20%, respectively.

Data

Animal Data

Animal reproduction studies with somatropin during the period of organogenesis at doses of 0.3, 1, and 3.3 mg/kg/day administered subcutaneously (SC) in pregnant rats and 0.08, 0.3, and 1.3 mg/kg/day administered intramuscularly in pregnant rabbits were not teratogenic (highest doses approximately 24 times and 19 times the recommended human therapeutic levels, respectively, based on body surface area).

In perinatal and postnatal studies in rats, somatropin doses of 0.3, 1, and 3.3 mg/kg/day produced growth-promoting effects in the dams but not in the fetuses. Young rats at the highest dose showed increased weight gain during suckling but the effect was not apparent by 10 weeks of age. No adverse effects were observed on gestation, morphogenesis, parturition, lactation, postnatal development, or reproductive capacity of the offspring due to somatropin.

8.2 Lactation

Risk Summary

There is no information regarding the presence of somatropin in human milk. Limited published data indicate that exogenous somatropin does not increase normal breastmilk concentrations of growth hormone. No adverse effects related to somatropin in the breastfed infant have been reported. The developmental and health benefits of breastfeeding should be considered along with the mother's clinical need for GENOTROPIN and any potential adverse effects on the breastfed infant from GENOTROPIN or from the underlying maternal condition.

8.4 Pediatric Use

Safety and effectiveness of GENOTROPIN in pediatric patients have been established in growth failure due to Prader-Willi syndrome (PWS), growth failure in children born small for gestational age (SGA) with no catch-up growth by age 2 years, growth failure associated with Turner syndrome, idiopathic short stature (ISS) and growth failure due to inadequate secretion of endogenous growth hormone.

Growth Failure Due to Prader-Willi Syndrome (PWS)

Safety and effectiveness of GENOTROPIN have been established in pediatric patients with growth failure due to Prader-Willi syndrome based on data from two randomized,

open-label, controlled clinical trials with GENOTROPIN in 43 pediatric patients. There have been reports of sudden death after initiating therapy with somatropin in pediatric patients with Prader-Willi syndrome who had one or more of the following risk factors: severe obesity, history of upper airway obstruction or sleep apnea, or unidentified respiratory infection. Male patients with one or more of these factors may be at greater risk than females. Patients with Prader-Willi syndrome should be evaluated for signs of upper airway obstruction and sleep apnea before initiation of treatment with somatropin [see *Contraindications (4)*, *Warnings and Precautions (5.2)*, *Clinical Studies (14.2)*].

Short Stature in Pediatric Patients Born Small for Gestational Age (SGA) with No Catch-up Growth by Age 2

Safety and effectiveness of GENOTROPIN have been established in pediatric patients with short stature born SGA with no catch-up growth based on data from 4 randomized, open-label, controlled clinical trials with GENOTROPIN in 209 pediatric patients [see *Clinical Studies (14.3)*].

Short Stature associated with Turner Syndrome

Safety and effectiveness of GENOTROPIN have been established in pediatric patients with short stature associated with Turner syndrome based on data from two randomized, open-label, clinical trials with GENOTROPIN in 38 pediatric patients [see *Clinical Studies (14.4)*].

Idiopathic Short Stature (ISS)

Safety and effectiveness of GENOTROPIN have been established in pediatric patients with ISS based on data from one randomized, open-label, clinical trial with GENOTROPIN in 102 pediatric patients [see *Clinical Studies (14.5)*].

8.5 Geriatric Use

The safety and effectiveness of GENOTROPIN in patients aged 65 and over have not been evaluated in clinical studies. Elderly patients may be more sensitive to the action of GENOTROPIN, and therefore may be more prone to develop adverse reactions. A lower starting dose and smaller dose increments should be considered for older patients [see *Dosage and Administration (2.2)*].

10 OVERDOSAGE

Short-Term

Short-term overdosage could lead initially to hypoglycemia and subsequently to hyperglycemia. Furthermore, overdose with somatropin is likely to cause fluid retention.

Long-Term

Long-term overdosage could result in signs and symptoms of gigantism and/or acromegaly consistent with the known effects of excess growth hormone [see *Dosage and Administration (2)*].

11 DESCRIPTION

Somatropin is a human growth hormone produced by recombinant DNA technology in

Escherichia coli. The protein is comprised of 191 amino acid residues and has a molecular weight of 22,124 daltons. The amino acid sequence is identical to that of human growth hormone of pituitary origin.

GENOTROPIN (somatropin) for injection is a sterile, white, lyophilized powder in a single-patient-use or single-dose, two-chamber cartridge intended for subcutaneous injection after reconstitution. The front chamber contains somatropin and the rear chamber contains diluent.

GENOTROPIN 5 mg is a single-patient-use, two-chamber cartridge. GENOTROPIN 5 mg is designed for use with a reusable device (GENOTROPIN PEN 5) for product reconstitution and drug delivery. After reconstitution, each mL contains 5 mg of somatropin, dibasic sodium phosphate (0.27 mg), glycine (2 mg), mannitol (41 mg), metacresol (3 mg) (as a preservative), monobasic sodium phosphate (0.28 mg) and water for injection. The reconstituted concentration is 5 mg/mL with a deliverable volume of 1 mL.

GENOTROPIN 12 mg is a single-patient-use, two-chamber cartridge. GENOTROPIN 12 mg is designed for use with a reusable device (GENOTROPIN PEN 12) for product reconstitution and drug delivery. After reconstitution, each mL contains 12 mg of somatropin, dibasic sodium phosphate (0.4 mg), glycine (2 mg), mannitol (40 mg), metacresol (3 mg) (as a preservative), monobasic sodium phosphate (0.41 mg) and water for injection. The reconstituted concentration is 12 mg/mL with a deliverable volume of 1 mL.

GENOTROPIN MINIQUE is a single-dose Growth Hormone Delivery Device containing a two-chamber cartridge supplied in the following strengths: 0.2 mg, 0.4 mg, 0.6 mg, 0.8 mg, 1 mg, 1.2 mg, 1.4 mg, 1.6 mg, 1.8 mg, or 2 mg. After reconstitution, each 0.25 mL contains 0.2 mg, 0.4 mg, 0.6 mg, 0.8 mg, 1 mg, 1.2 mg, 1.4 mg, 1.6 mg, 1.8 mg, or 2 mg of somatropin, dibasic sodium phosphate (0.03 mg), glycine (0.21 mg), mannitol (12.5 mg), monobasic sodium phosphate (0.05 mg) and water for injection. Each cartridge provides a deliverable volume of 0.25 mL.

The reconstituted recombinant somatropin solution has an osmolality of approximately 300 mOsm/kg, and a pH of approximately 6.7.

12 CLINICAL PHARMACOLOGY

12.1 Mechanism of Action

In vitro, preclinical, and clinical tests have demonstrated that GENOTROPIN lyophilized powder is therapeutically equivalent to human growth hormone of pituitary origin and achieves similar pharmacokinetic profiles in normal adults. In pediatric patients who have growth hormone deficiency (GHD), have Prader-Willi syndrome (PWS), were born small for gestational age (SGA), have Turner syndrome (TS), or have Idiopathic short stature (ISS), treatment with GENOTROPIN stimulates linear growth. In patients with GHD or PWS, treatment with GENOTROPIN also normalizes concentrations of IGF-I (Insulin-like Growth Factor-I/Somatomedin C). In adults with GHD, treatment with GENOTROPIN results in reduced fat mass, increased lean body mass, metabolic alterations that include beneficial changes in lipid metabolism, and normalization of IGF-I concentrations.

In addition, the following actions have been demonstrated for GENOTROPIN and/or

somatropin.

12.2 Pharmacodynamics

Tissue Growth

- A. **Skeletal Growth:** GENOTROPIN stimulates skeletal growth in pediatric patients with GHD, PWS, SGA, TS, or ISS. The measurable increase in body length after administration of GENOTROPIN results from an effect on the epiphyseal plates of long bones. Concentrations of IGF-I, which may play a role in skeletal growth, are generally low in the serum of pediatric patients with GHD, PWS, or SGA, but tend to increase during treatment with GENOTROPIN. Elevations in mean serum alkaline phosphatase concentration are also seen.
- B. **Cell Growth:** It has been shown that there are fewer skeletal muscle cells in short-statured pediatric patients who lack endogenous growth hormone as compared with the normal pediatric population. Treatment with somatropin results in an increase in both the number and size of muscle cells.

Protein Metabolism

Linear growth is facilitated in part by increased cellular protein synthesis. Nitrogen retention, as demonstrated by decreased urinary nitrogen excretion and serum urea nitrogen, follows the initiation of therapy with GENOTROPIN.

Carbohydrate Metabolism

Pediatric patients with hypopituitarism sometimes experience fasting hypoglycemia that is improved by treatment with GENOTROPIN. Large doses of growth hormone may impair glucose tolerance.

Lipid Metabolism

In GHD patients, administration of somatropin has resulted in lipid mobilization, reduction in body fat stores, and increased plasma fatty acids.

Mineral Metabolism

Somatropin induces retention of sodium, potassium, and phosphorus. Serum concentrations of inorganic phosphate are increased in patients with GHD after therapy with GENOTROPIN. Serum calcium is not significantly altered by GENOTROPIN. Growth hormone could increase calciuria.

Body Composition

Adult GHD patients treated with GENOTROPIN at the recommended adult dose [see *Dosage and Administration* (2)] demonstrate a decrease in fat mass and an increase in lean body mass. When these alterations are coupled with the increase in total body water, the overall effect of GENOTROPIN is to modify body composition, an effect that is maintained with continued treatment.

12.3 Pharmacokinetics

Absorption

Following a 0.03 mg/kg subcutaneous (SC) injection in the thigh of 1.3 mg/mL GENOTROPIN to adult GHD patients, approximately 80% of the dose was systemically

available as compared with that available following intravenous dosing. Results were comparable in both male and female patients. Similar bioavailability has been observed in healthy adult male subjects.

In healthy adult males, following an SC injection in the thigh of 0.03 mg/kg, the extent of absorption (AUC) of a concentration of 5.3 mg/mL GENOTROPIN was 35% greater than that for 1.3 mg/mL GENOTROPIN. The mean (\pm standard deviation) peak (C_{\max}) serum levels were 23.0 (\pm 9.4) ng/mL and 17.4 (\pm 9.2) ng/mL, respectively.

In a similar study involving pediatric GHD patients, 5.3 mg/mL GENOTROPIN yielded a mean AUC that was 17% greater than that for 1.3 mg/mL GENOTROPIN. The mean C_{\max} levels were 21.0 ng/mL and 16.3 ng/mL, respectively.

Adult GHD patients received two single SC doses of 0.03 mg/kg of GENOTROPIN at a concentration of 1.3 mg/mL, with a one- to four-week washout period between injections. Mean C_{\max} levels were 12.4 ng/mL (first injection) and 12.2 ng/mL (second injection), achieved at approximately six hours after dosing.

There are no data on the bioequivalence between the 12 mg/mL formulation and either the 1.3 mg/mL or the 5.3 mg/mL formulations.

Distribution

The mean volume of distribution of GENOTROPIN following administration to GHD adults was estimated to be 1.3 (\pm 0.8) L/kg.

Metabolism

The metabolic fate of GENOTROPIN involves classical protein catabolism in both the liver and kidneys. In renal cells, at least a portion of the breakdown products are returned to the systemic circulation. The mean terminal half-life of intravenous GENOTROPIN in normal adults is 0.4 hours, whereas subcutaneously administered GENOTROPIN has a half-life of 3.0 hours in GHD adults. The observed difference is due to slow absorption from the subcutaneous injection site.

Excretion

The mean clearance of subcutaneously administered GENOTROPIN in 16 GHD adult patients was 0.3 (\pm 0.11) L/hrs/kg.

Special Populations

Pediatric: The pharmacokinetics of GENOTROPIN are similar in GHD pediatric and adult patients.

Gender: No gender studies have been performed in pediatric patients; however, in GHD adults, the absolute bioavailability of GENOTROPIN was similar in males and females.

Race: No studies have been conducted with GENOTROPIN to assess pharmacokinetic differences among races.

Renal or hepatic insufficiency: No studies have been conducted with GENOTROPIN in these patient populations.

Table 2. Mean SC Pharmacokinetic Parameters in Adult GHD Patients

Bioavailability	T_{\max}	CL/F	Vss/F	$T_{1/2}$
-----------------	------------	------	-------	-----------

	(%) (N=15)	(hours) (N=16)	(L/hr × kg) (N=16)	(L/kg) (N=16)	(hours) (N=16)
Mean (± SD)	80.5 *	5.9 (± 1.65)	0.3 (± 0.11)	1.3 (± 0.80)	3.0 (± 1.44)
95% CI	70.5 – 92.1	5.0 – 6.7	0.2 – 0.4	0.9 – 1.8	2.2 – 3.7

T_{max} = time of maximum plasma concentration

CL/F = plasma clearance

V_{ss}/F = volume of distribution

T_{1/2} = terminal half-life

SD = standard deviation

CI = confidence interval

* The absolute bioavailability was estimated under the assumption that the log-transformed data follow a normal distribution. The mean and standard deviation of the log-transformed data were mean = 0.22 (± 0.241).

12.6 Immunogenicity

The observed incidence of anti-drug antibodies is highly dependent on the sensitivity and specificity of the assay. Differences in assay methods preclude meaningful comparisons of the incidence of anti-drug antibodies in the studies described below with the incidence of anti-drug antibodies in other studies, including those of GENOTROPIN or other somatotropins.

In the case of growth hormone, antibodies with binding capacities lower than 2 mg/mL have not been associated with growth attenuation. In a very small number of patients treated with somatotropin, when binding capacity was greater than 2 mg/mL, interference with the growth response was observed.

In 419 pediatric patients evaluated in clinical studies with GENOTROPIN lyophilized powder, 244 had been treated previously with GENOTROPIN or other growth hormone preparations and 175 had received no previous growth hormone therapy. Antibodies to growth hormone (anti-hGH antibodies) were present in six previously treated patients at baseline. Three of the six became negative for anti-hGH antibodies during 6 to 12 months of treatment with GENOTROPIN. Of the remaining 413 patients, eight (1.9%) developed detectable anti-hGH antibodies during treatment with GENOTROPIN; none had an antibody binding capacity >2 mg/L. There was no evidence that the growth response to GENOTROPIN was affected in these antibody-positive patients.

13 NONCLINICAL TOXICOLOGY

13.1 Carcinogenesis, Mutagenesis, Impairment of Fertility

Carcinogenicity studies have not been conducted with GENOTROPIN. No potential mutagenicity of GENOTROPIN was revealed in a battery of tests including induction of gene mutations in bacteria (the Ames test), gene mutations in mammalian cells grown in vitro (mouse L5178Y cells), and chromosomal damage in intact animals (bone marrow cells in rats).

In a fertility study in male and female rats receiving SC doses during gametogenesis (2 weeks prior to mating for females and 9 weeks prior to mating for males) and continuing up to 7 days of pregnancy, 3.3 mg/kg/day (approximately 24 times human dose by

body surface area) produced anestrus or extended estrus cycles in females and fewer and less motile sperm in males. Lower copulation and pregnancy rates were also observed at 3.3 mg/kg/day. At 1 mg/kg/day (approximately 7 times human dose by body surface area), rats showed slightly extended estrus cycles, whereas at 0.3 mg/kg/day no effects were noted (approximately 2 times human dose by body surface).

14 CLINICAL STUDIES

14.1 Adult Growth Hormone Deficiency (GHD)

GENOTROPIN lyophilized powder was compared with placebo in six randomized clinical trials involving a total of 172 adult GHD patients. These trials included a 6-month double-blind treatment period, during which 85 patients received GENOTROPIN and 87 patients received placebo, followed by an open-label treatment period in which participating patients received GENOTROPIN for up to a total of 24 months. GENOTROPIN was administered as a daily SC injection at a dose of 0.04 mg/kg/week for the first month of treatment and 0.08 mg/kg/week for subsequent months.

Beneficial changes in body composition were observed at the end of the 6-month treatment period for the patients receiving GENOTROPIN as compared with the placebo patients. Lean body mass, total body water, and lean/fat ratio increased while total body fat mass and waist circumference decreased. These effects on body composition were maintained when treatment was continued beyond 6 months. Bone mineral density declined after 6 months of treatment but returned to baseline values after 12 months of treatment.

14.2 Prader-Willi Syndrome (PWS)

The safety and efficacy of GENOTROPIN in the treatment of pediatric patients with Prader-Willi syndrome (PWS) were evaluated in two randomized, open-label, controlled clinical trials. Patients received either GENOTROPIN or no treatment for the first year of the studies, while all patients received GENOTROPIN during the second year. GENOTROPIN was administered as a daily SC injection, and the dose was calculated for each patient every 3 months. In Study 1, the treatment group received GENOTROPIN at a dose of 0.24 mg/kg/week during the entire study. During the second year, the control group received GENOTROPIN at a dose of 0.48 mg/kg/week. In Study 2, the treatment group received GENOTROPIN at a dose of 0.36 mg/kg/week during the entire study. During the second year, the control group received GENOTROPIN at a dose of 0.36 mg/kg/week.

Patients who received GENOTROPIN showed significant increases in linear growth during the first year of study, compared with patients who received no treatment (see Table 3). Linear growth continued to increase in the second year, when both groups received treatment with GENOTROPIN.

Table 3. Efficacy of GENOTROPIN in Pediatric Patients with Prader-Willi Syndrome (Mean ± SD)

Study 1		Study 2	
GENOTROPIN	Untreated	GENOTROPIN	Untreated

	(0.24 mg/kg/week) n=15	Control n=12	(0.36 mg/kg/week) n=7	Control n=9
Linear growth (cm)				
Baseline height	112.7 ± 14.9	109.5 ± 12.0	120.3 ± 17.5	120.5 ± 11.2
Growth from months 0 to 12	11.6* ± 2.3	5.0 ± 1.2	10.7* ± 2.3	4.3 ± 1.5
Height Standard Deviation Score (SDS) for age				
Baseline SDS	-1.6 ± 1.3	-1.8 ± 1.5	-2.6 ± 1.7	-2.1 ± 1.4
SDS at 12 months	-0.5† ± 1.3	-1.9 ± 1.4	-1.4† ± 1.5	-2.2 ± 1.4

* p ≤ 0.001

† p ≤ 0.002 (when comparing SDS change at 12 months)

Changes in body composition were also observed in the patients receiving GENOTROPIN (see Table 4). These changes included a decrease in the amount of fat mass, and increases in the amount of lean body mass and the ratio of lean-to-fat tissue, while changes in body weight were similar to those seen in patients who received no treatment. Treatment with GENOTROPIN did not accelerate bone age, compared with patients who received no treatment.

Table 4. Effect of GENOTROPIN on Body Composition in Pediatric Patients with Prader-Willi Syndrome (Mean ± SD)

	<u>GENOTROPIN</u> n=14	Untreated Control n=10
Fat mass (kg)		
Baseline	12.3 ± 6.8	9.4 ± 4.9
Change from months 0 to 12	-0.9* ± 2.2	2.3 ± 2.4
Lean body mass (kg)		
Baseline	15.6 ± 5.7	14.3 ± 4.0
Change from months 0 to 12	4.7* ± 1.9	0.7 ± 2.4
Lean body mass/Fat mass		
Baseline	1.4 ± 0.4	1.8 ± 0.8
Change from months 0 to 12	1.0* ± 1.4	-0.1 ± 0.6
Body weight (kg) †		
Baseline	27.2 ± 12.0	23.2 ± 7.0
Change from months 0 to 12	3.7‡ ± 2.0	3.5 ± 1.9

* p < 0.005

† n=15 for the group receiving GENOTROPIN; n=12 for the Control group

‡ n.s.

14.3 Small for Gestational Age

Pediatric Patients Born Small for Gestational Age (SGA) Who Fail to Manifest Catch-up Growth by Age 2

The safety and efficacy of GENOTROPIN in the treatment of pediatric patients born small for gestational age (SGA) were evaluated in 4 randomized, open-label, controlled clinical trials. Patients (age range of 2 to 8 years) were observed for 12 months before being randomized to receive either GENOTROPIN (two doses per study, most often 0.24 and 0.48 mg/kg/week) as a daily SC injection or no treatment for the first 24 months of the studies. After 24 months in the studies, all patients received GENOTROPIN.

Patients who received any dose of GENOTROPIN showed significant increases in growth during the first 24 months of study, compared with patients who received no treatment (see Table 5). Children receiving 0.48 mg/kg/week demonstrated a significant improvement in height standard deviation score (SDS) compared with children treated with 0.24 mg/kg/week. Both of these doses resulted in a slower but constant increase in growth between months 24 to 72 (data not shown).

Table 5. Efficacy of GENOTROPIN in Pediatric Patients Born Small for Gestational Age (Mean \pm SD)

	GENOTROPIN (0.24 mg/kg/week) n=76	GENOTROPIN (0.48 mg/kg/week) n=93	Untreated Control n=40
Height Standard Deviation Score (SDS)			
Baseline SDS	-3.2 \pm 0.8	-3.4 \pm 1.0	-3.1 \pm 0.9
SDS at 24 months	-2.0 \pm 0.8	-1.7 \pm 1.0	-2.9 \pm 0.9
Change in SDS from baseline to month 24	1.2* \pm 0.5	1.7*† \pm 0.6	0.1 \pm 0.3

* p = 0.0001 vs Untreated Control group

† p = 0.0001 vs group treated with GENOTROPIN 0.24 mg/kg/week

14.4 Turner Syndrome

Two randomized, open-label, clinical trials were conducted that evaluated the efficacy and safety of GENOTROPIN in Turner syndrome patients with short stature. Turner syndrome patients were treated with GENOTROPIN alone or GENOTROPIN plus adjunctive hormonal therapy (ethinylestradiol or oxandrolone). A total of 38 patients were treated with GENOTROPIN alone in the two studies. In Study 055, 22 patients were treated for 12 months, and in Study 092, 16 patients were treated for 12 months. Patients received GENOTROPIN at a dose between 0.13 to 0.33 mg/kg/week.

SDS for height velocity and height are expressed using either the Tanner (Study 055) or Sempé (Study 092) standards for age-matched normal children as well as the Ranke standard (both studies) for age-matched, untreated Turner syndrome patients. As seen in Table 6, height velocity SDS and height SDS values were smaller at baseline and after treatment with GENOTROPIN when the normative standards were utilized as opposed to

the Turner syndrome standard.

Both studies demonstrated statistically significant increases from baseline in all of the linear growth variables (i.e., mean height velocity, height velocity SDS, and height SDS) after treatment with GENOTROPIN (see Table 6). The linear growth response was greater in Study 055 wherein patients were treated with a larger dose of GENOTROPIN.

Table 6. Growth Parameters (mean \pm SD) after 12 Months of Treatment with GENOTROPIN in Pediatric Patients with Turner Syndrome in Two Open Label Studies

	GENOTROPIN 0.33 mg/kg/week Study 055[^] n=22	GENOTROPIN 0.13-0.23 mg/kg/week Study 092# n=16
Height Velocity (cm/yr)		
Baseline	4.1 \pm 1.5	3.9 \pm 1.0
Month 12	7.8 \pm 1.6	6.1 \pm 0.9
Change from baseline (95% CI)	3.7 (3.0, 4.3)	2.2 (1.5, 2.9)
Height Velocity SDS (Tanner[^]/Sempé# Standards)	(n=20)	
Baseline	-2.3 \pm 1.4	-1.6 \pm 0.6
Month 12	2.2 \pm 2.3	0.7 \pm 1.3
Change from baseline (95% CI)	4.6 (3.5, 5.6)	2.2 (1.4, 3.0)
Height Velocity SDS (Ranké Standard)		
Baseline	-0.1 \pm 1.2	-0.4 \pm 0.6
Month 12	4.2 \pm 1.2	2.3 \pm 1.2
Change from baseline (95% CI)	4.3 (3.5, 5.0)	2.7 (1.8, 3.5)
Height SDS (Tanner[^]/Sempé# Standards)		
Baseline	-3.1 \pm 1.0	-3.2 \pm 1.0
Month 12	-2.7 \pm 1.1	-2.9 \pm 1.0
Change from baseline (95% CI)	0.4 (0.3, 0.6)	0.3 (0.1, 0.4)
Height SDS (Ranké Standard)		
Baseline	-0.2 \pm 0.8	-0.3 \pm 0.8
Month 12	0.6 \pm 0.9	0.1 \pm 0.8
Change from baseline (95% CI)	0.8 (0.7, 0.9)	0.5 (0.4, 0.5)

SDS = Standard Deviation Score

Ranké standard based on age-matched, untreated Turner syndrome patients

Tanner[^]/Sempé# standards based on age-matched normal children

p<0.05, for all changes from baseline

14.5 Idiopathic Short Stature

The long-term efficacy and safety of GENOTROPIN in patients with idiopathic short stature (ISS) were evaluated in one randomized, open-label, clinical trial that enrolled 177 children. Patients were enrolled on the basis of short stature, stimulated GH secretion >10 ng/mL, and prepubertal status (criteria for idiopathic short stature were retrospectively applied and included 126 patients). All patients were observed for height progression for 12 months and were subsequently randomized to GENOTROPIN or observation only and followed to final height. Two GENOTROPIN doses were evaluated in this trial: 0.23 mg/kg/week (0.033 mg/kg/day) and 0.47 mg/kg/week (0.067 mg/kg/day). Baseline patient characteristics for the ISS patients who remained prepubertal at randomization (n= 105) were: mean (\pm SD): chronological age 11.4 (1.3) years, height SDS -2.4 (0.4), height velocity SDS -1.1 (0.8), and height velocity 4.4 (0.9) cm/yr, IGF-1 SDS -0.8 (1.4). Patients were treated for a median duration of 5.7 years. Results for final height SDS are displayed by treatment arm in Table 7. GENOTROPIN therapy improved final height in ISS children relative to untreated controls. The observed mean gain in final height was 9.8 cm for females and 5.0 cm for males for both doses combined compared to untreated control subjects. A height gain of 1 SDS was observed in 10% of untreated subjects, 50% of subjects receiving 0.23 mg/kg/week and 69% of subjects receiving 0.47 mg/kg/week.

Table 7. Final height SDS results for pre-pubertal patients with ISS*

	Untreated (n=30)	GEN 0.033 (n=30)	GEN 0.067 (n=42)	GEN 0.033 vs. Untreated (95% CI)	GEN 0.067 vs. Untreated (95% CI)
Baseline height SDS					
Final height SDS minus baseline	0.41 (0.58)	0.95 (0.75)	1.36 (0.64)	+0.53 (0.20, 0.87) p=0.0022	+0.94 (0.63, 1.26) p<0.0001
Baseline predicted ht					
Final height SDS minus baseline predicted final height SDS	0.23 (0.66)	0.73 (0.63)	1.05 (0.83)	+0.60 (0.09, 1.11) p=0.0217	+0.90 (0.42, 1.39) p=0.0004

**Least square means based on ANCOVA (final height SDS and final height SDS minus baseline predicted height SDS were adjusted for baseline height SDS)

* Mean (SD) are observed values.

16 HOW SUPPLIED/STORAGE AND HANDLING

16.1 How Supplied

GENOTROPIN (somatropin) for injection is a white, lyophilized powder in a single-patient-use or single-dose, two-chamber cartridge intended for subcutaneous injection after reconstitution. The front chamber contains somatropin and the rear chamber contains the diluent.

GENOTROPIN lyophilized powder is available in the following packages:

5 mg single-patient-use two-chamber cartridge (with preservative)

- After reconstitution the final concentration is 5 mg/mL
- For use with the GENOTROPIN PEN 5 Growth Hormone Delivery Device.
- Package of 1 NDC 0013-2626-81

12 mg single-patient-use two-chamber cartridge (with preservative)

- After reconstitution the final concentration is 12 mg/mL
- For use with the GENOTROPIN PEN 12 Growth Hormone Delivery Device.
- Package of 1 NDC 0013-2646-81

GENOTROPIN MINIQUICK, a single-dose Growth Hormone Delivery Device containing a two-chamber cartridge of GENOTROPIN (without preservative)

- After reconstitution, each GENOTROPIN MINIQUICK delivers 0.25 mL, regardless of strength.

GENOTROPIN MINIQUICK is available in the following strengths, each in a package of 7:

Strength	NDC Number
0.2 mg	NDC 0013-2649-02
0.4 mg	NDC 0013-2650-02
0.6 mg	NDC 0013-2651-02
0.8 mg	NDC 0013-2652-02
1 mg	NDC 0013-2653-02
1.2 mg	NDC 0013-2654-02
1.4 mg	NDC 0013-2655-02
1.6 mg	NDC 0013-2656-02
1.8 mg	NDC 0013-2657-02
2 mg	NDC 0013-2658-02

16.2 Storage and Handling

The 5 mg and 12 mg GENOTROPIN single-patient-use cartridges:

- Store GENOTROPIN lyophilized powder under refrigeration at 36°F to 46°F (2°C to 8°C) until the expiration date. Store in the package to protect from light. Do not freeze.
- After reconstitution, store the pen (with the cartridge) in the pen box with the pen cap on to protect from light. Store under refrigeration at 36°F to 46°F (2°C to 8°C) between each use, for up to 28 days. Do not shake. Discard the cartridge and any unused medication after 28 days. Use a GENOTROPIN PEN 5, a medical device, to

reconstitute the 5 mg two-chamber cartridge, and use a GENOTROPIN PEN 12 to reconstitute the 12 mg two-chamber cartridge.

The 0.2 mg, 0.4 mg, 0.6 mg, 0.8 mg, 1.0 mg, 1.2 mg, 1.4 mg, 1.6 mg, 1.8 mg and 2 mg single-dose Growth Hormone Delivery Devices containing a two-chamber cartridge (GENOTROPIN MINIUICK):

- Store GENOTROPIN MINIUICK under refrigeration at 36°F to 46°F (2°C to 8°C) until the expiration date. If needed, may be stored for up to 3 months at room temperature at or below 77°F (25°C) prior to reconstitution. Do not freeze.
- After reconstitution, store GENOTROPIN MINIUICK in the package with the pen cap on to protect from light. If needed, may be stored under refrigeration at 36°F to 46°F (2°C to 8°C) for up to 24 hours before use. Do not shake. The GENOTROPIN MINIUICK should be used only once and then discarded.

17 PATIENT COUNSELING INFORMATION

Patients being treated with GENOTROPIN (and/or their parents) should be informed about the potential benefits and risks associated with GENOTROPIN treatment. This information is intended to better educate patients (and caregivers); it is not a disclosure of all possible adverse or intended effects.

Patients and caregivers who will administer GENOTROPIN should receive appropriate training and instruction on the proper use of GENOTROPIN from the physician or other suitably qualified health care professional. A puncture-resistant container for the disposal of used syringes and needles should be strongly recommended. Patients and/or parents should be thoroughly instructed in the importance of proper disposal, and cautioned against any reuse of needles and syringes. This information is intended to aid in the safe and effective administration of the medication.

GENOTROPIN is supplied in a two-chamber cartridge, with the lyophilized powder in the front chamber and a diluent in the rear chamber. A reconstitution device is used to mix the diluent and powder.

The GENOTROPIN 5 mg and 12 mg cartridges are color-coded to help ensure proper use with the GENOTROPIN PEN delivery device. The 5 mg cartridge has a green tip to match the green pen window on the Pen 5, while the 12 mg cartridge has a purple tip to match the purple pen window on the Pen 12.

Follow the directions for reconstitution provided with each device. Do not shake; shaking may cause denaturation of the active ingredient.

Please see accompanying directions for use of the reconstitution and/or delivery device.

Rx only

Manufactured by:
Pharmacia & Upjohn Company LLC
A subsidiary of Pfizer Inc.
New York, NY 10001

U.S. License No. 1216

This product's labeling may have been updated. For the most recent prescribing

information, please visit www.pfizer.com.



Distributed by

Pharmacia & Upjohn Company LLC

A subsidiary of Pfizer Inc.

New York, NY 10001

LAB-0222-25.0

Instructions for Use



Growth Hormone Delivery Device for use with Genotropin[®]
(somatropin) for injection

INSTRUCTIONS FOR USE

GENOTROPIN 5 (JEEN-o-tro-pin 5)

GENOTROPIN PEN 5 is a medical device used to mix and inject doses of reconstituted GENOTROPIN (somatropin) for injection. Use this device only for administration of GENOTROPIN.

Important Note

Please read these instructions completely before using the GENOTROPIN PEN 5. These instructions need to be followed step by step. Please do not use the GENOTROPIN PEN 5 unless your healthcare provider has trained you.

If there is anything you do not understand or cannot do, call the Pfizer Bridge Program toll-free number at 1-800-645-1280. If you have any questions about your dose or your treatment with GENOTROPIN, call your healthcare provider.

Your pen should not be used near electrical or electronic equipment, including mobile phones. If your pen has been damaged, it should not be used and should be disposed of as instructed by your healthcare provider.

GENOTROPIN PEN 5 is a reusable multi-dose device holding a 2-chamber cartridge of GENOTROPIN, used to mix and inject GENOTROPIN during a 2 year use period.

For your injection you will need:

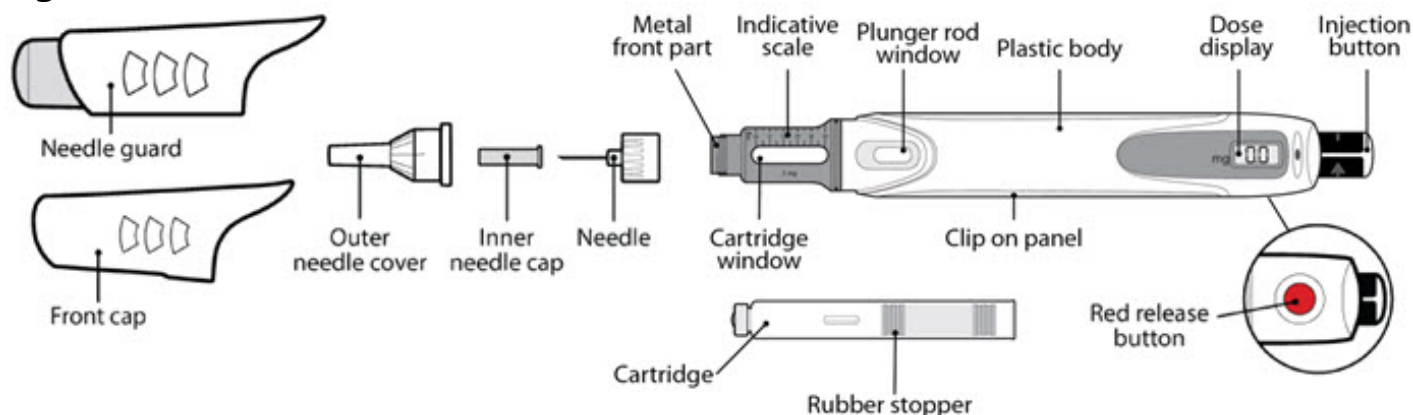
- 1 GENOTROPIN PEN 5 device
- 1 GENOTROPIN 5 mg single-patient-use 2-chamber cartridge
- 1 new 29 gauge (29 G), 30 gauge (30 G), or 31 gauge (31 G) Becton Dickinson pen

needle

- Alcohol swab (not included)
- 1 sharps disposal container. **See "Throwing away (disposing of) used needles, cartridges and your GENOTROPIN PEN 5" in Step 14.**

Parts of the GENOTROPIN PEN 5 (See Figure A)

Figure A



Storage instructions for your GENOTROPIN PEN 5

- Between uses, store your pen (with the cartridge) in the refrigerator 36°F to 46°F (2°C to 8°C) in its protective case. Always remove the needle before storing.
- **Do not freeze.** Protect from light.
- Throw away the cartridge within 28 days after mixing, even if the cartridge is not empty.
- When travelling, keep your pen in its protective case and carry it in an insulated bag to protect it from heat or freezing. Put your pen back in the refrigerator as soon as possible.

Using your GENOTROPIN PEN 5

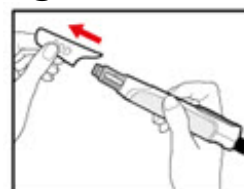
Step 1.

Wash your hands well with soap and water before using the GENOTROPIN PEN 5.

Step 2. Attach the Needle

- Pull off the front cap (**See Figure B**).

Figure B



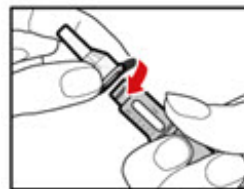
- Unscrew the metal front part from the plastic body by turning the metal front part clockwise (to the right) (**See Figure C**).

Figure C



- Peel off the foil from the needle.
- Push and screw the needle onto the metal front part using the outer needle cover, by turning it counter clockwise (to the left) (**See Figure D**).
- Do not remove the outer needle cover and inner needle cap until you are ready to inject.

Figure D



Step 3. Insert the 2-Chamber Cartridge of GENOTROPIN

Use only the 5 mg cartridge.

- Open the cartridge pack and take out 1 cartridge.
- Check that the color on the cartridge matches the color around the window of the plastic body (**See Figure E**).
- Hold the metal front part upright, and insert the cartridge. Insert the end of the cartridge with the metal cap first, as shown (**See Figure F**).
- Push the cartridge firmly into place.

Figure E

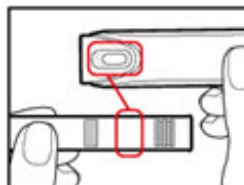
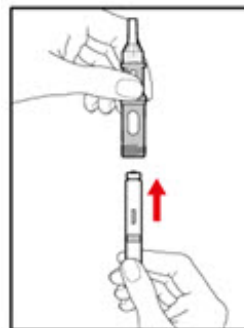


Figure F



Step 4. Prepare your Pen

- Press the red release button. The injection button will pop up (**See Figure G**).
- Turn the injection button in a counter clockwise direction (to the left) as far as it will go (**See Figure H**). This will draw back the plunger rod.
- **Check that the plunger rod is not visible** through the plunger rod window (**See Figure I**). **Do not** proceed if the plunger rod is visible, as the medicine will not be properly mixed.

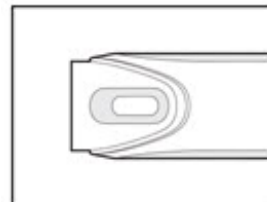
Figure G



Figure H



Figure I



Step 5. Mix your GENOTROPIN

- Make sure that a needle is attached to the metal front part.
- While holding your pen **upright**, gently screw the metal front part and the plastic body back together as shown (**See Figure J**). Make sure that the metal front part is firmly

Figure J



attached to the plastic body. This mixes the liquid and the powder.



Figure K

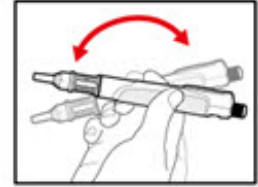
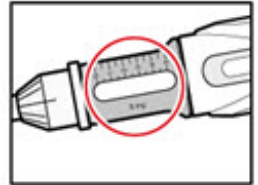


Figure L



Step 6. Examine the Solution

- Gently tip your pen from side to side to help dissolve the powder completely (**See Figure K**).
- **Do not shake** your pen, as this might stop the growth hormone from working. Check that the solution (combined growth hormone powder and liquid) is clear in the cartridge window (**See Figure L**).
- If you see particles, or if the solution is not clear, **do not inject**. Remove the cartridge and use a new one.

Step 7. Release Trapped Air

- Remove both the outer needle cover and inner needle cap. Throw away (dispose of) both the inner needle cap and outer needle cover. **Do not to touch** the exposed needle.
- Remove any trapped air from the solution as follows:

Figure M



- a) Turn the injection button so that the white mark on the injection button lines up with the black mark on the plastic body (**See Figure M**).

- b) Hold your pen with the needle pointing **upwards**. Gently tap the metal front part with your finger to move any air bubbles to the top.

Figure N

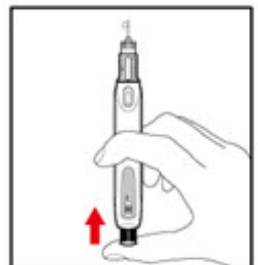


Figure O

- c) Push the injection button all the way in. You will see a drop of liquid appear at the needle tip. Any trapped air has now been released (**See Figure N**).



release button. Then turn the injection button in the direction of the arrow until it clicks 1 time, and the dose display shows '0.1'. Repeat steps b) and c) to remove any trapped air from the solution (**see Figure O**).

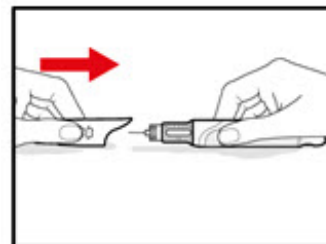


Step 8. Attach the Needle Guard (Optional)

The needle guard is intended to hide the needle before, during and after injection and to reduce needle injury. You can choose to use the needle guard, if desired.

- Grip the sides of the needle guard. Push it over the needle until it snaps in place (**See Figure P**). **Do not** push the needle guard on the end. Be careful not to touch the exposed needle.

Figure P

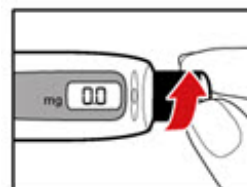


My daily dose is mg (write in your daily dose)

Step 9. Dial Your Prescribed Dose

- Press the red release button to reset your pen.
- The button will pop up and the dose display window will read '0.0'.
- Turn the injection button in a clockwise direction (to the right) as shown, until your prescribed dose is displayed (**See Figure Q**).
- If you turn the button too far, turn it back the other way until your correct dose is displayed.

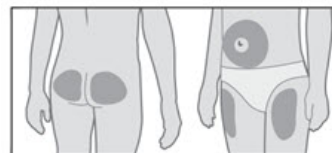
Figure Q



Step 10. Inject your GENOTROPIN

- Choose an injection site (thigh, buttocks, or abdomen) as recommended by your healthcare provider. Choose a different site each time you give yourself an injection. Each new injection should be given at least 1 inch from the site you used before (**see Figure R**).
- Avoid areas that are bony, bruised, red, sore or hard. You should also avoid areas of the skin that have scars or skin problems.
- Clean the injection site with the alcohol swab.
- Allow the injection site to dry.

Figure R



- Firmly pinch a fold of skin at the injection area. Push the needle fully into the skin fold at a 90° angle as shown (**See Figure S**).
- Push the injection button until it clicks. Wait while counting **slowly** for 5 seconds, and then remove the needle from the skin. This is to make sure that the entire dose has been injected (**See Figure S**).

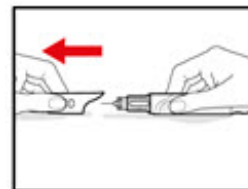
Figure S



Step 11. Throw away the Needle and Store your GENOTROPIN PEN 5

- Pull off the needle guard, gripping the sides. Be careful not to push on the end. (**See Figure T**).
- Remove the needle as instructed by your healthcare provider, and throw it away in a sharps disposal container (**See Step 14**). **Do not reuse the needle.**
- Push on the front cap, and put your pen back in its protective case.
- Store your pen (with the cartridge) in the **refrigerator** between 36°F to 46°F (2°C to 8°C) until your next injection.

Figure T



Step 12. Your Next Injection

If you already have a cartridge in your pen, prepare the pen and give the injection as follows:

- Remove the front cap (**See Figure U**).
- Make sure there is enough growth hormone solution in the cartridge for your dose. Check the position of the plunger against the indicative scale in the cartridge window (**See Figure V**).
- Peel off the foil from a needle.
- Push and screw the needle onto the metal front part of the pen as shown (**See Figure W**). Remove the outer needle cover and inner needle cap.
- Follow the instructions above, starting with **Step 8: Attach the Needle Guard**.

Figure U

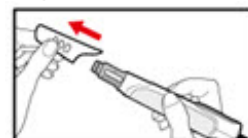


Figure V

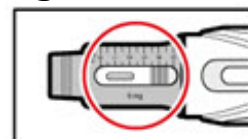


Figure W



Step 13. To Replace the Cartridge

- Press the red release button to reset your pen (**See Figure X**).
- Turn the injection button in a counter clockwise direction (to the left) as far as it will go as shown (**See Figure Y**). This will draw back the plunger rod.

Figure X



Figure Y



Figure Z

- Unscrew the metal front part and remove the empty cartridge (**See Figure Z**).
- Throw away the empty cartridge as instructed by your healthcare provider.
- To insert a new cartridge and prepare your pen for reuse, follow the instructions starting with **Step 1**.



Step 14. Throwing away (disposing of) used needles, cartridges and your GENOTROPIN PEN 5

Put the used needles and cartridges in a FDA-cleared sharps disposal container right away after use. **Do not** throw away (dispose of) the needles and cartridges in the household trash.

If you do not have a FDA-cleared sharps disposal container, you may use a household container that is:

- Made of a heavy-duty plastic,
- Can be closed with a tight fitting, puncture-resistant lid, without sharps being able to come out,
- Upright and stable during use,
- Leak-resistant, and
- Properly labeled to warn of hazardous waste inside the container.

When your sharps disposal container is almost full, you will need to follow your community guidelines for the right way to dispose of your sharps disposal container. There may be state or local laws about how you should throw away used needles and cartridges. For more information about safe sharps disposal, and for specific information about sharps disposal in the state that you live in, go to the FDA's website at: <http://www.fda.gov/safesharpsdisposal>.

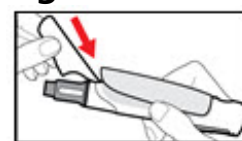
- **Do not** reuse needles.
- **Do not** throw away (dispose of) your used sharps disposal container in your household trash unless your community guidelines permit this.
- **Do not** recycle your used sharps disposal container.

Important: Always keep the sharps disposal container out of the reach of children.

Dispose of the entire GENOTROPIN PEN 5 as electronic waste per state and local regulations.

Customizing your Pen

Your pen is supplied with 2 colored clip-on panels, so that you can customize the look of your pen. To remove the clip-on panel from the pen, insert the lip of the front cap into the groove under the front end of the panel, and pry the panel off. The new panel simply clicks into place (**See Figure AA**).



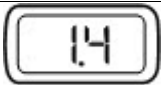

Caring for your Pen









To clean your pen, wipe the outside surface with a damp cloth. Do not put the pen in

water or this may damage your pen. Do not use alcohol or any other cleaning agents to clean the pen, as they may damage the plastic body. To clean the needle guard, wipe it with a damp cloth or alcohol pad.

Questions and Answers	
Question	Answer
How long is the use period of my pen?	The pen has a use period of 2 years starting from the first use by the patient.
How can I tell how much GENOTROPIN is left in my pen?	The indicative scale along the side of the cartridge window is a guide. The number that aligns with the front edge of the rubber stopper shows you how many milligrams are left in the cartridge. If your cartridge is nearly empty you can also dial the injection button until it cannot go any further. The dose display will then show the maximum dose that can be delivered. When the cartridge is empty, the injection button will not turn any further.
If the display does not work, can my pen still be used?	Contact your healthcare provider as soon as possible to get a new pen.
What happens if I dial the injection button beyond the maximum dose ('2.0' mg)?	Some liquid may appear from the needle tip, and the numbers may disappear from the dose display. This is normal and will not affect your injection. To correct this, turn the injection button in the opposite direction of the arrow until numbers reappear on the dose display. Then dial back to your correct dose.
Why is it difficult to turn or push the injection button?	The injection button may become difficult to turn or to push. This may occur if the pen gets dirty due to contact with food, liquids or GENOTROPIN, or if the needle becomes clogged. Contact your healthcare provider if the issue does not resolve.

Display Information:

Steady		The selected dose size. The number indicates the dose size (in mg) that your pen will deliver if the injection button is fully pressed in.
Steady		A dose is not set. The injection button has been turned too far in the opposite direction to the arrow on the injection button while setting the dose.

Flashing		The injection button is rotated too fast or too slow. Point your pen away from your face, press the injection button, press the red release button and continue preparing your dose.
Flashing		The injection button is rotated too fast or too slow. Point your pen away from your face, press the injection button, press the red release button and continue preparing your dose.
Flashing (5 seconds)		1 month before the end of the 2 year use period. This is normal. The dose can be set and read from the display. Contact your healthcare provider as soon as possible to get a new Pen.
Steady		Pen has reached the end of its use period of 2 years. The display will continue to show  until the battery is completely empty. This does not indicate a problem with the pen. Your pen can still be used correctly, but the dose size will not be displayed. Contact your healthcare provider right away to get a new Pen.
Flashing (5 seconds)		Battery charge is low and will be empty in 1 month. Afterwards the dose can be set and your pen can be used correctly. Contact your healthcare provider as soon as possible to get a new Pen.
Steady		Battery power low. The dose cannot be displayed. Contact your healthcare provider right away to get a new Pen.
Steady		Blank screen To save the battery energy, the dose display is activated for 2 minutes and then automatically disappears. Although the display is no longer visible, the dose remains available for delivery

If you have any questions about your dose or your treatment with GENOTROPIN, call your healthcare provider right away.

Use this device only for the person for whom it was prescribed.

This Instructions for Use has been approved by the U.S. Food and Drug Administration.

Caution: Federal law restricts this device to sale by or on the order of a physician.

Manufactured by:

Pharmacia & Upjohn Company LLC

A subsidiary of Pfizer Inc.

New York, NY 10001

U.S. License No. 1216



Distributed by

Pharmacia & Upjohn Company LLC

A subsidiary of Pfizer Inc.

New York, NY 10001

LAB-0225-10.0

Revised August 2024



Genotropin Pen[®] 12

Growth Hormone Delivery Device for use with Genotropin[®]
(somatotropin) for injection

INSTRUCTIONS FOR USE

GENOTROPIN 12 (JEEN-o-tro-pin 12)

GENOTROPIN PEN 12 is a medical device used to mix and inject doses of reconstituted GENOTROPIN (somatotropin) for injection. Use this device only for administration of GENOTROPIN.

Important Note

Please read these instructions completely before using the GENOTROPIN PEN 12. These instructions need to be followed step by step. Please do not use the GENOTROPIN PEN 12 unless your healthcare provider has trained you. If there is anything you do not understand or cannot do, call the Pfizer Bridge Program toll-free number at 1-800-645-1280. If you have any questions about your dose or your treatment with GENOTROPIN, call your healthcare provider.

Your pen should not be used near electrical or electronic equipment, including mobile phones. If your pen has been damaged, it should not be used and should be disposed of as instructed by your healthcare provider.

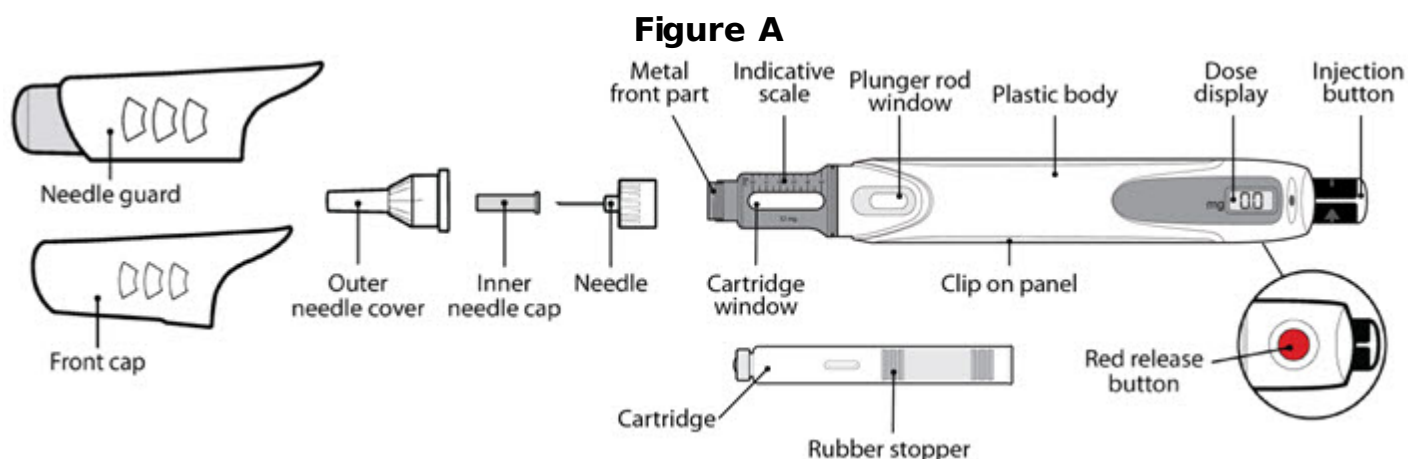
GENOTROPIN PEN 12 is a reusable multi-dose device holding a 2-chamber cartridge of

GENOTROPIN, used to mix and inject GENOTROPIN during a 2 year use period.

For your injection you will need:

- 1 GENOTROPIN PEN 12 device
- 1 GENOTROPIN 12 mg single-patient-use 2-chamber cartridge
- 1 new 29 gauge (29 G), 30 gauge (30 G), or 31 gauge (31 G) Becton Dickinson pen needle
- Alcohol swab (not included)
- 1 sharps disposal container. **See "Throwing away (disposing of) used needles, cartridges and your GENOTROPIN PEN 12" in Step 14.**

Parts of the GENOTROPIN PEN 12 (See Figure A)



Storage instructions for your GENOTROPIN PEN 12

- Between uses, store your pen (with the cartridge) in the refrigerator between 36°F to 46°F (2°C to 8°C) in its protective case. Always remove the needle before storing.
- **Do not freeze.** Protect from light.
- Throw away the cartridge within 28 days after mixing, even if the cartridge is not empty.
- When travelling, keep your pen in its protective case and carry it in an insulated bag to protect it from heat or freezing. Put your pen back in the refrigerator as soon as possible.

Using your GENOTROPIN PEN 12

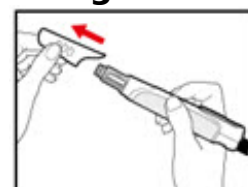
Step 1.

Wash your hands well with soap and water before using the GENOTROPIN PEN 12.

Step 2. Attach the Needle

- Pull off the front cap (See Figure B).

Figure B



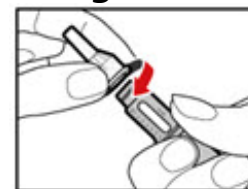
- Unscrew the metal front part from the plastic body by turning the metal front part clockwise (to the right) (**See Figure C**).

Figure C



- Peel off the foil from the needle.
- Push and screw the needle onto the metal front part using the outer needle cover, by turning it counter clockwise (to the left) (**See Figure D**).
- Do not remove the outer needle cover and inner needle cap until you are ready to inject.

Figure D



Step 3. Insert the 2-Chamber Cartridge of GENOTROPIN

Use only the 12 mg cartridge.

- Open the cartridge pack and take out 1 cartridge.
- Check that the color on the cartridge matches the color around the window of the plastic body (**See Figure E**).
- Hold the metal front part upright, and insert the cartridge. Insert the end of the cartridge with the metal cap first, as shown (**See Figure F**).
- Push the cartridge firmly into place.

Figure E

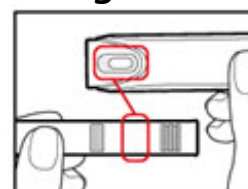
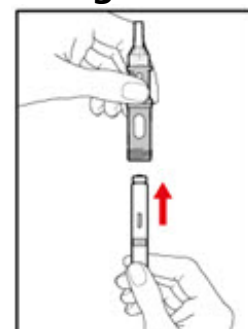


Figure F



Step 4. Prepare the Pen

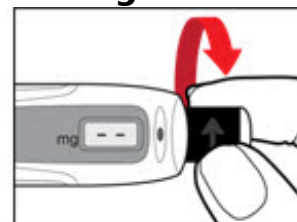
- Press the red release button. The injection button will pop up (**See Figure G**).

Figure G



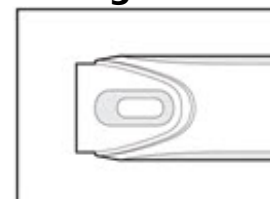
- Turn the injection button in a counter clockwise direction (to the left) as far as it will go (**See Figure H**). This will draw back the plunger rod.

Figure H



- **Check that the plunger rod is not visible** through the plunger rod window (**See Figure I**). **Do not** proceed if the plunger rod is visible, as the medicine will not be properly mixed.

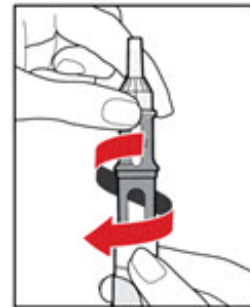
Figure I



Step 5. Mix your GENOTROPIN

- Make sure that a needle is attached to the metal front part.
- While holding your pen **upright**, gently screw the metal front part and the plastic body back together as shown (**See Figure J**). Make sure that the metal front part is firmly attached to the plastic body. This mixes the liquid and the powder.

Figure J



Step 6. Examine the Solution

- Gently tip the pen from side to side to help dissolve the powder completely (**See Figure K**).
- **Do not shake your pen**, as this might stop the growth hormone from working. Check that the solution (combined growth hormone powder and liquid) is clear in the cartridge window (**See Figure L**).

Figure K

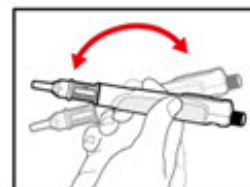
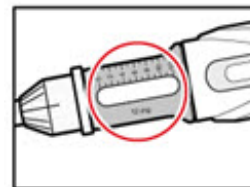


Figure L



If you see particles, or if the solution is not clear, **do not inject**. Remove the cartridge and use a new one.

Step 7. Release Trapped Air

- Remove both the outer needle cover and inner needle cap. Throw away (dispose of) both the inner needle cap and outer needle cover. **Do not touch** the exposed needle.
- Remove any trapped air from the solution as follows:
 - a) Turn the injection button so that the white mark on the injection button lines up with the black mark on the plastic body (**See Figure M**).
 - b) Hold your pen with the needle pointing **upwards** (**See Figure N**). Gently tap the metal front part with your finger to move any air bubbles to the top.
 - c) Push the injection button all the way in. You will see a drop of liquid appear at the needle tip. Any trapped air has now been released (**See Figure N**).

Figure M



Figure N

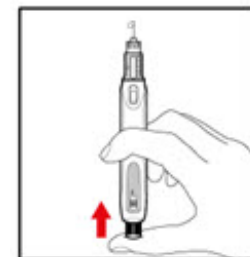


Figure O

- d) If you do not see liquid at the needle tip, press the red release button. Then turn the injection button in the direction of the arrow until it clicks 1 time, and the dose display shows '0.2'. Repeat steps b) and c) to remove any trapped air from the solution (**See Figure O**).



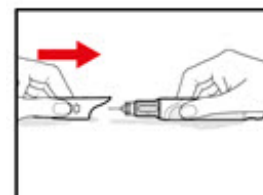
Step 8. Attach the Needle Guard (Optional)

The needle guard is intended to hide the needle before, during and after injection and to reduce needle injury. You can choose to use the needle guard, if desired.

- Grip the sides of the needle guard. Push it over the needle until it snaps in place (**See Figure P**). **Do not** push the needle guard on the end.

Be careful not to touch the exposed needle.

Figure P

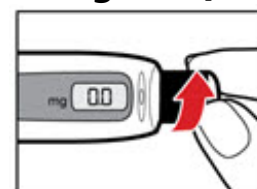


My daily dose is mg (write in your daily dose)

Step 9. Dial Your Prescribed Dose

- Press the red release button to reset your pen.
- The button will pop up and the dose display window will read '0.0'.
- Turn the injection button in a clockwise direction (to the right) as shown until your prescribed dose is displayed (**See Figure Q**).
- If you turn the button too far, turn it back the other way until your correct dose is displayed.

Figure Q



Step 10. Inject your GENOTROPIN

- Choose an injection site (thigh, buttocks, or abdomen) as recommended by your healthcare provider. Choose a different site each time you give yourself an injection. Each new injection should be given at least 1 inch from the site you used before (**See Figure R**).
 - Avoid areas that are bony, bruised, red, sore or hard, and areas of the skin that have scars or skin conditions.
 - Clean the injection site with the alcohol swab.
 - Allow the injection site to dry.
-
- Firmly pinch a fold of skin at the injection area. Push the needle fully into the skin fold at a 90° angle as shown (**See Figure S**).
 - Push the injection button until it clicks. Wait while counting **slowly** for 5 seconds, and then remove the needle from the skin. This is to make sure that the entire dose has been injected (**See Figure S**).

Figure R

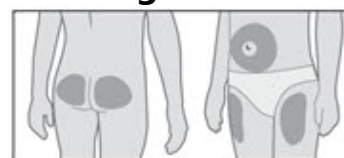
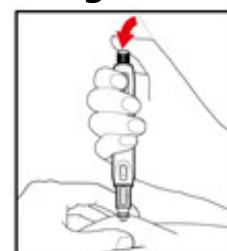


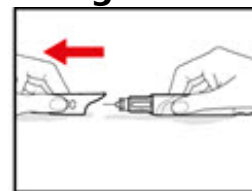
Figure S



Step 11. Throw away the Needle and Store the GENOTROPIN PEN 12

- Pull off the needle guard, gripping the sides. Be careful not to push on the end (**See Figure T**).
- Remove the needle as instructed by your healthcare provider, and throw it away in a sharps disposal container (**See Step 14**). **Do not reuse the needle.**
- Push on the front cap, and put your pen back in its protective case.
- Store your pen (with the cartridge) in the **refrigerator** between 36°F to 46°F (2°C to 8°C) until your next injection.

Figure T



Step 12. Your Next Injection

If you already have a cartridge in your pen, prepare the pen and give the injection as follows:

- Remove the front cap (**See Figure U**).
- Make sure there is enough growth hormone solution in the cartridge for your dose. Check the position of the plunger against the indicative scale in the cartridge window (**See Figure V**).
- Peel off the foil from a needle.
- Push and screw the needle onto the metal front part of your pen as shown (**See Figure W**). Remove the outer needle cover and inner needle cap.
- Follow the instructions above, starting with **Step 8: Attach the Needle Guard**.

Figure U

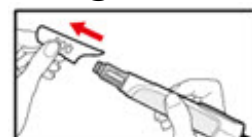


Figure V

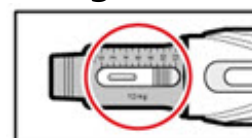


Figure W



Step 13. To Replace the Cartridge

- Press the red release button to reset your pen (**See Figure X**).
- Turn the injection button in a counter clockwise direction (to the left) as far as it will go as shown (**See Figure Y**). This will draw back the plunger rod.
- Unscrew the metal front part and remove the empty cartridge (**See Figure Z**).
- Throw away the empty cartridge as instructed by your healthcare provider.
- To insert a new cartridge and prepare your pen for reuse, follow the instructions starting with **Step 1**.

Figure X



Figure Y



Figure Z



Step 14. Throwing away (disposing of) used needles, cartridges and your GENOTROPIN PEN 12

Put the used needles and cartridges in a FDA-cleared sharps disposal container right away after use. **Do not** throw away (dispose of) the needles and cartridges in the household trash.

If you do not have a FDA-cleared sharps disposal container, you may use a household container that is:

- Made of a heavy-duty plastic,
- Can be closed with a tight fitting, puncture-resistant lid, without sharps being able to come out,
- Upright and stable during use,
- Leak-resistant, and
- Properly labeled to warn of hazardous waste inside the container.

When your sharps disposal container is almost full, you will need to follow your community guidelines for the right way to dispose of your sharps disposal container. There may be state or local laws about how you should throw away used needles and cartridges. For more information about safe sharps disposal, and for specific information about sharps disposal in the state that you live in, go to the FDA's website at: <http://www.fda.gov/safesharpsdisposal>.

- **Do not** reuse needles.
- **Do not** throw away (dispose of) your used sharps disposal container in your household trash unless your community guidelines permit this.
- **Do not** recycle your used sharps disposal container.

Important: Always keep the sharps disposal container out of the reach of children.

Dispose of the entire GENOTROPIN PEN 12 as electronic waste per state and local regulations.

Customizing your Pen

Your pen is supplied with 2 colored clip-on panels, so that you can customize the look of your pen. To remove the clip-on panel from your pen, insert the lip of the front cap into the groove under the front end of the panel, and pry the panel off. The new panel simply clicks into place (**See Figure AA**).

Figure AA



Caring for your Pen

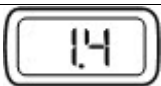
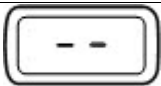

To clean your pen, wipe the outside surface with a damp cloth. Do not put the pen in water as this may damage your pen. Do not use alcohol or any other cleaning agents to clean the pen, as they may damage the plastic body. To clean the needle guard, wipe it with a damp cloth or alcohol pad.






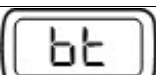

Questions and Answers

Question	Answer
----------	--------

How long is the use period of my pen?	The pen has a use period of 2 years starting from the first use by the patient.
How can I tell how much GENOTROPIN is left in my pen?	The indicative scale along the side of the cartridge window is a guide. The number that aligns with the front edge of the rubber stopper shows you how many milligrams are left in the cartridge. If your cartridge is nearly empty you can also dial the injection button until it cannot go any further, the dose display will then show the maximum dose that can be delivered. When the cartridge is empty, the injection button will not turn any further.
If the display does not work, can my pen still be used?	Contact your healthcare provider as soon as possible to get a new pen.
What happens if I dial the injection button beyond the maximum dose ('4.0' mg)?	Some liquid may appear from the needle tip, and the numbers may disappear from the dose display. This is normal and will not affect your injection. To correct this, turn the injection button in the opposite direction of the arrow until numbers reappear on the dose display. Then dial back to your correct dose.
Why is it difficult to turn or push the injection button?	The injection button may become difficult to turn or to push. This may occur if the pen gets dirty due to contact with food, liquids or GENOTROPIN, or if the needle becomes clogged. Contact your healthcare provider if the issue does not resolve.

Display Information

Steady		The selected dose size. The number indicates the dose size (in mg) that your pen will deliver if the injection button is fully pressed in.
Steady		A dose is not set. The injection button has been turned too far in the opposite direction to the arrow on the injection button while setting the dose.
Flashing		The injection button is rotated too fast or too slow. Point the pen away from your face, press the injection button, press the red release button and continue preparing your dose.
		The injection button is rotated too fast or too slow.

Flashing		Point the pen away from your face, press the injection button, press the red release button and continue preparing your dose.
Flashing (5 seconds)		1 month before the end of the 2 year use period. This is normal. The dose can be set and read from the display. Contact your healthcare provider as soon as possible to get a new Pen.
Steady		Pen has reached the end of its use period of 2 years. The display will continue to show  until the battery is completely empty. This does not indicate a problem with your pen. Your pen can still be used correctly, but the dose size will not be displayed. Contact your healthcare provider right away to get a new Pen.
Flashing (5 seconds)		Battery charge is low and will be empty in 1 month. Afterwards the dose can be set and your pen can be used correctly. Contact your healthcare provider as soon as possible to get a new Pen.
Steady		Battery power low. The dose cannot be displayed. Contact your healthcare provider right away to get a new Pen.
Steady		Blank screen To save the battery energy, the dose display is activated for 2 minutes and then automatically disappears. Although the display is no longer visible, the dose remains available for delivery.

If you have any questions about your dose or your treatment with GENOTROPIN, call your healthcare provider right away.

Use this device only for the person for whom it was prescribed.

This Instructions for Use has been approved by the U.S. Food and Drug Administration.

Caution: Federal law restricts this device to sale by or on the order of a physician.

Manufactured by:

Pharmacia & Upjohn Company LLC

A subsidiary of Pfizer Inc.

New York, NY 10001

U.S. License No. 1216



Distributed by

Pharmacia & Upjohn Company LLC

A subsidiary of Pfizer Inc.

New York, NY 10001

LAB-0224-10.0

Revised August 2024

INSTRUCTIONS FOR USE

GENOTROPIN MINIUICK (JEEN-o-tro-pin MIN-ee-kwik)

Growth Hormone Delivery Device containing GENOTROPIN® (somatropin) for injection

Important Note

Please read these instructions completely before using GENOTROPIN MINIUICK. If there is anything you do not understand or cannot do, call the Pfizer Bridge Program toll-free number at 1-800-645-1280.

GENOTROPIN MINIUICK is available in 10 dose strengths. **Check your GENOTROPIN MINIUICK to be sure you have the dose your healthcare provider prescribed.**

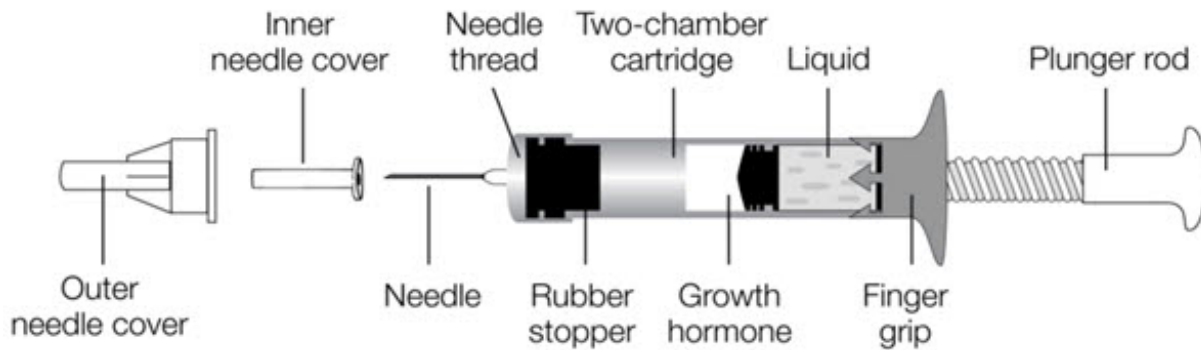
GENOTROPIN MINIUICK is a device holding a 2-chamber cartridge of GENOTROPIN, used to mix and inject a single dose of GENOTROPIN.

For each injection you will need:

- 2 alcohol pads (not included)
- 1 GENOTROPIN MINIUICK device with the single-dose 2-chamber cartridge of GENOTROPIN inside. The 2-chamber cartridge of GENOTROPIN contains the growth hormone powder in one chamber and the liquid in the other.
- 1 injection needle. A needle for injection is provided with each device. If you need additional needles, ask your healthcare provider for a 29 gauge (29 G), 30 gauge (30 G), or 31 gauge (31 G) Becton Dickinson pen needle.
- 1 sharps disposal container (not included). **See "Throwing away (disposing of) your GENOTROPIN MINIUICK and needles" in Step 12.**

Parts of the GENOTROPIN MINIUICK (See Figure A)

FIGURE A



Storage instructions for your GENOTROPIN MINIQUEICK

- Keep your GENOTROPIN MINIQUEICK in the original carton to protect it from light.
- Before you mix the growth hormone powder with the liquid in the syringe, you can store the GENOTROPIN MINIQUEICK in the refrigerator between 36°F to 46°F (2°C to 8°C). You can also store the GENOTROPIN MINIQUEICK at room temperature between 68°F to 77°F (20°C to 25°C) for up to 3 months. **Do not freeze.**
- Inject the GENOTROPIN right after you mix it. If that is not possible, you can keep the GENOTROPIN MINIQUEICK in the refrigerator between 36°F to 46°F (2°C to 8°C) for up to 24 hours after mixing it. **Do not freeze.**

Using your GENOTROPIN MINIQUEICK

Step 1.

Wash your hands well with soap and water before using the GENOTROPIN MINIQUEICK.

Step 2.

Open the plastic bag that contains your GENOTROPIN MINIQUEICK by tearing the bag along the dotted lines on the plastic.

Step 3.

Wipe the rubber stopper on the GENOTROPIN MINIQUEICK with an alcohol pad. (**See Figure B**)

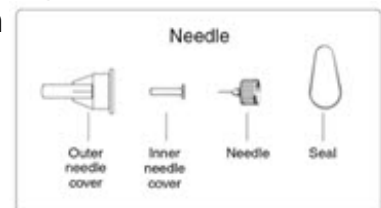
Figure B



Step 4.

Peel the seal from the back of the injection needle. Leave both the inner needle cover and the outer needle cover on the needle. (**See Figure C**)

Figure C



Step 5.

Figure D



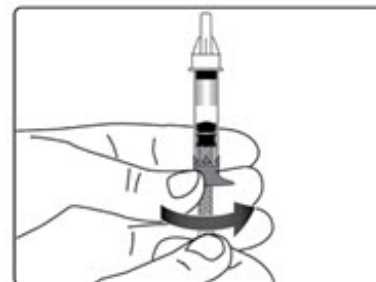
- Attach the needle onto the GENOTROPIN MINIQUEL by pushing it down and turning it clockwise (to the right) until it will no longer turn.
- Make sure the needle is placed directly over the rubber stopper (not at an angle), before screwing the needle onto the rubber stopper of the GENOTROPIN MINIQUEL. (See Figure D)



Step 6.

- Hold the GENOTROPIN MINIQUEL with the needle pointing up. Turn the plunger rod clockwise (to the right) until it will not go any further. (See Figure E) This will automatically mix the growth hormone powder and the liquid.
- **Do not shake** the GENOTROPIN MINIQUEL. Shaking may cause the growth hormone to not work as well.
- Make sure the solution (combined growth hormone powder and liquid) is clear, and that the growth hormone powder is completely dissolved. If you see particles in the solution, or if the solution is discolored, **do not inject it**. Call the Pfizer Bridge Program at 1-800-645-1280.

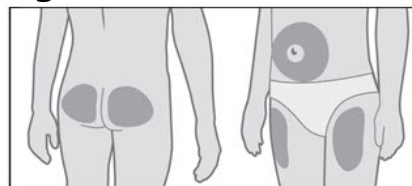
Figure E



Step 7.

- Choose an injection site (thigh, buttocks, or abdomen) as recommended by your healthcare provider. Choose a different site each time you give yourself an injection. Each new injection should be at least 1 inch from the site you used before (See Figure F). Avoid areas that are bony, bruised, red, sore or hard. You should also avoid areas that have scars or skin problems.
- Clean the injection site with the alcohol swab. Allow the injection site to dry.

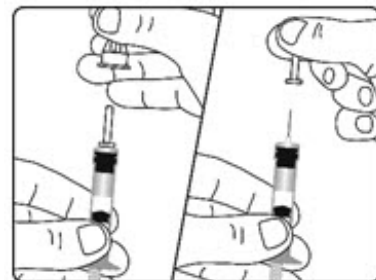
Figure F



Step 8.

- Remove the outer needle cover and the inner needle cover from the needle. **Save the outer needle cover.** (See Figure G)

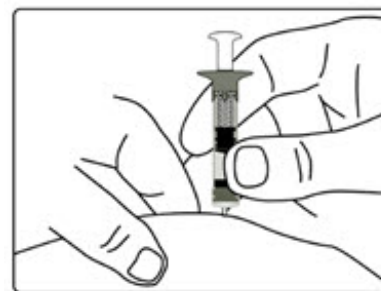
Figure G



Step 9.

Figure H

- Pinch a fold of skin at the injection site firmly, and push the needle straight into the skin at a 90° angle. (See **Figure H**)



Step 10.

- Push the plunger rod in as far as it will go, to inject all of the medicine in the GENOTROPIN MINIQWICK into the fold of skin. (See **Figure I**)
- Wait a few seconds to be sure that all of the growth hormone solution has been injected. Pull out the needle.

Figure I



Step 11

- Replace the outer needle cover on the needle. (See **Figure J**)

Figure J



Step 12. Throwing away (disposing of) your GENOTROPIN MINIQWICK and needles

Put the used GENOTROPIN MINIQWICK and needles in a FDA-cleared sharps disposal container right away after use. **Do not** throw away (dispose of) the needles and syringes in the household trash.

If you do not have a FDA-cleared sharps disposal container, you may use a household container that is:

- Made of a heavy-duty plastic,
- Can be closed with a tight fitting, puncture-resistant lid, without sharps being able to come out,
- Upright and stable during use,
- Leak-resistant, and
- Properly labeled to warn of hazardous waste inside the container.

When your sharps disposal container is almost full, you will need to follow your community guidelines for the right way to dispose of your sharps disposal container. There may be state or local laws about how you should throw away used needles and syringes. For more information about safe sharps disposal, and for specific information about sharps disposal in the state that you live in, go to the FDA's website at: <http://www.fda.gov/safesharpsdisposal>.

- **Do not** reuse the GENOTROPIN MINIQICK or needles.
- **Do not** throw away (dispose of) your used sharps disposal container in your household trash unless your community guidelines permit this.
- **Do not** recycle your used sharps disposal container.

Important: Always keep the sharps disposal container out of the reach of children.

Questions and Answers	
Question	Answer
Is it a problem if I see air bubbles in the syringe?	No. There is no need to remove the air bubbles from the GENOTROPIN MINIQICK. The small amount of air in the syringe does not affect your injection.
What should I do if I have problems turning the plunger rod (Step 6)?	The problem could be because the needle has been inserted at an angle onto the rubber stopper. Carefully replace the outer needle cover on the needle and unscrew counterclockwise (turn to the left) to remove the needle. Hold the GENOTROPIN MINIQICK with the needle-end pointing up, and re-attach and screw the needle directly (not at an angle) on top of the device.
What should I do if I have problems pushing the plunger when making the injection (Step 10)?	The problem could be because the needle has been inserted at an angle onto the rubber stopper. Carefully replace the outer needle cover on the needle and unscrew counterclockwise (turn to the left) to remove the needle. Hold the GENOTROPIN MINIQICK with the needle-end pointing up, and re-attach and screw the needle directly (not at an angle) on top of the device.
What should I do if the needle is damaged or bent?	Throw away the needle and use a new needle with the GENOTROPIN MINIQICK. See "Disposing of (throwing away) your GENOTROPIN MINIQICK and needles".

If you have any questions about your dose or your treatment with GENOTROPIN, call your healthcare provider right away.

Use this device only for the person for whom it was prescribed.

This Instructions for Use has been approved by the U.S. Food and Drug Administration.

Manufactured by:
Pharmacia & Upjohn Company LLC
A subsidiary of Pfizer Inc.
New York, NY 10001

U.S. License No. 1216



Distributed by
Pharmacia & Upjohn Company LLC
A subsidiary of Pfizer Inc.
New York, NY 10001

LAB-0227-9.0
Revised: August 2024

 **Genotropin** MiniQuick®

Growth Hormone Delivery Device containing Genotropin®
(somatropin) for injection

PHARMACIA

PRINCIPAL DISPLAY PANEL - 5 mg Cartridge Label

Genotropin®
(somatropin) for injection
Two-chamber cartridge
For s.c. injection. 5 mg/mL
Refrigerate. Protect from light.
Pharmacia & Upjohn Co
Div of Pfizer Inc, NY, NY 10017

5 mg

NDC 0013-2626-81

LOT/EXP
PAA185891



PRINCIPAL DISPLAY PANEL - 5 mg Kit Carton

Pfizer

Genotropin®

5 mg

(somatropin) for injection

NDC 0013-2626-81

For subcutaneous injection

Rx only

1 Two-Chamber Cartridge

PAA185820

OPEN HERE



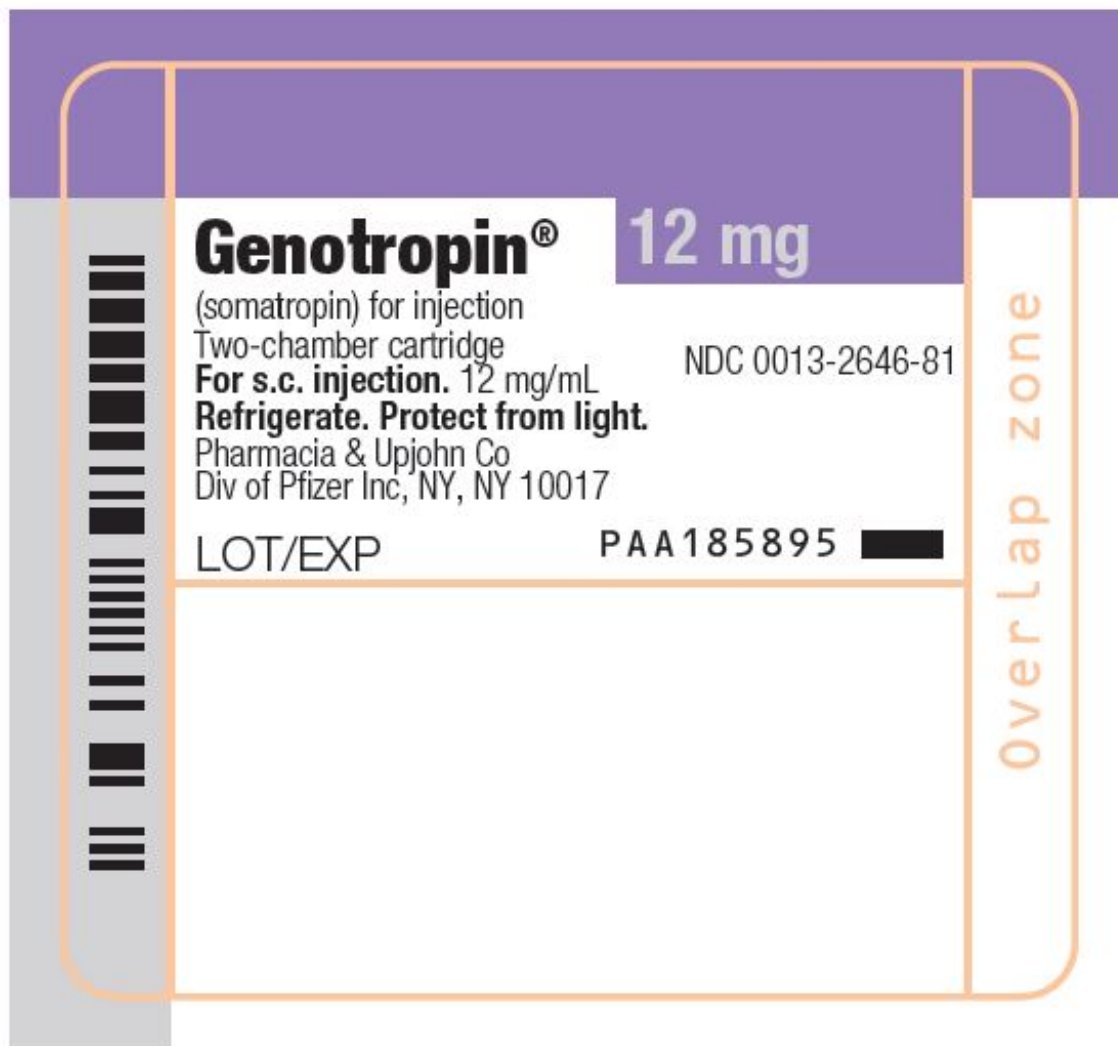
PRINCIPAL DISPLAY PANEL - 12 mg Cartridge Label

Genotropin®
 (somatropin) for injection
 Two-chamber cartridge
 For s.c. injection. 12 mg/mL
 Refrigerate. Protect from light.
 Pharmacia & Upjohn Co
 Div of Pfizer Inc, NY, NY 10017

12 mg

NDC 0013-2646-81

LOT/EXP
 PAA185895



PRINCIPAL DISPLAY PANEL - 12 mg Kit Carton

Pfizer
Genotropin®
12 mg

(somatropin) for injection
NDC 0013-2646-81

For subcutaneous injection
Rx only
1 Two-Chamber Cartridge

PAA185893

OPEN HERE



PRINCIPAL DISPLAY PANEL - 0.2 mg Cartridge Label

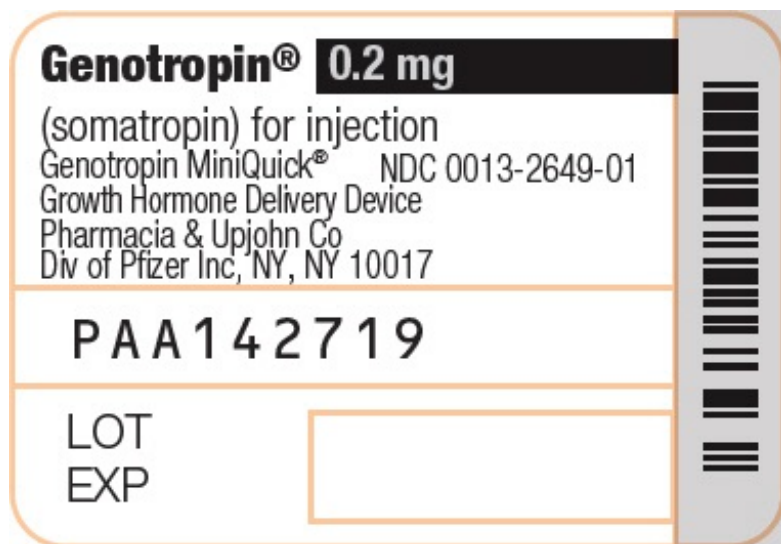
Genotropin®
 (somatropin) for injection
 Genotropin MiniQuick®
 Growth Hormone Delivery Device
 Pharmacia & Upjohn Co
 Div of Pfizer Inc, NY, NY 10017

0.2 mg

NDC 0013-2649-01

PAA142719

LOT
 EXP



PRINCIPAL DISPLAY PANEL - 0.2 mg Kit Carton

NDC 0013-2649-02

Pfizer

Genotropin®

(somatropin) for injection

0.2 mg Genotropin MiniQuick®

For single subcutaneous injection only

Growth Hormone Delivery Device

Rx only

7 Pack

Protect from light. Keep out of the reach of children.

DOSE AND USE: See accompanying prescribing information.

Front chamber contains:

Recombinant somatotropin

Glycine

0.22 mg

Mannitol

1.14 mg

Sodium dihydrogen phosphate anhydrous

0.050 mg

Disodium phosphate anhydrous

0.027 mg

Rear chamber contains:

Mannitol

12.6 mg

Water for injection

to 0.28 mL

Package contains

Seven Genotropin MiniQuick Growth Hormone Delivery Devices (each

containing a two-chamber cartridge of Genotropin Lyophilized Powder),

seven injection needles, and Instructions for Use.

Preservative Free

Distributed by

Pharmacia & Upjohn Co

Division of Pfizer Inc

NY, NY 10017

MADE IN GERMANY

PA11 42 479



GLUE AREA

GLUE AREA

K727
SQ46
Black
GR76

GTIN 00300132649024
LOT/EXP/PSN

OVERDRUKZONE

GLUE AREA

Flap area

GLUE AREA



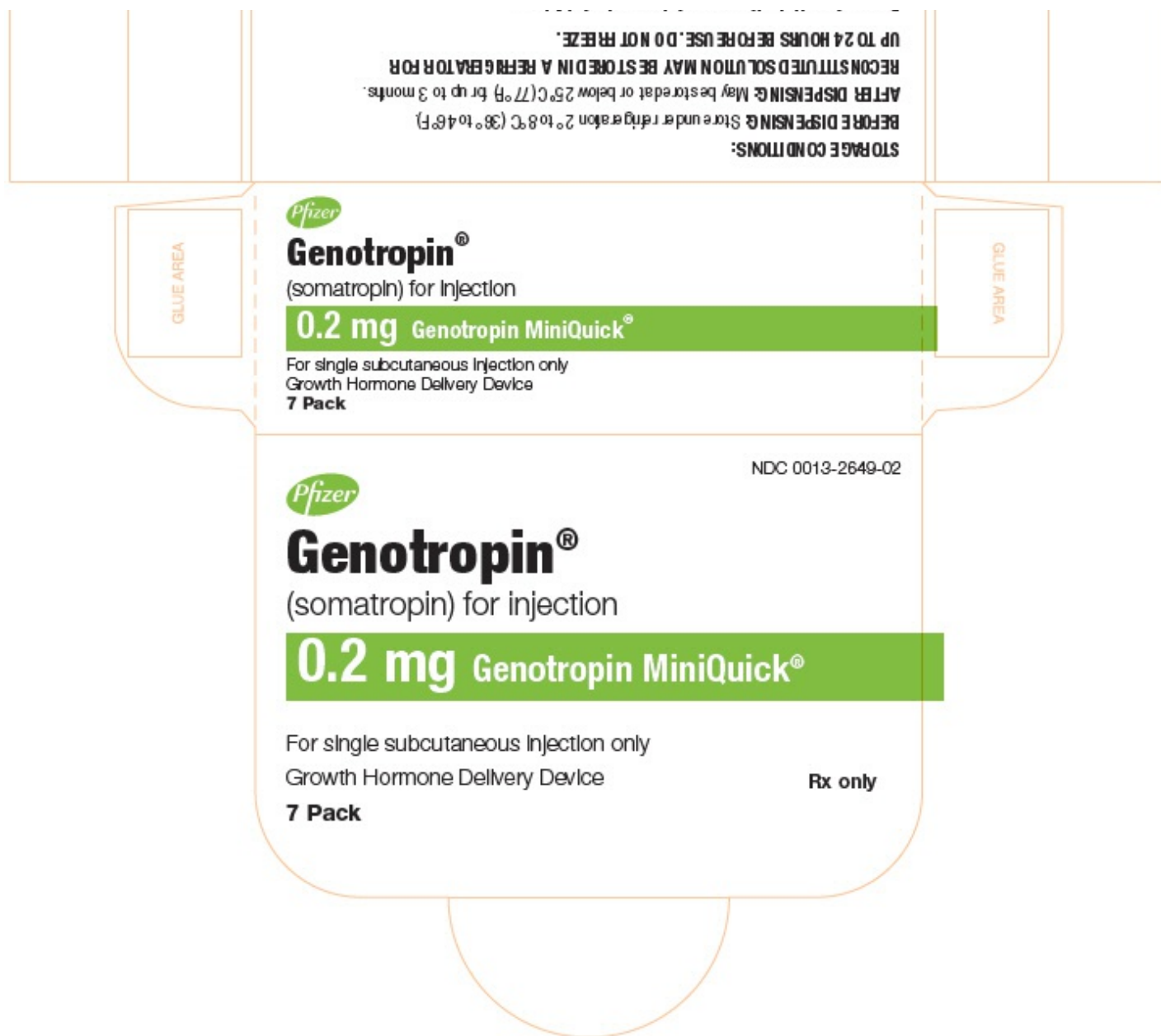
GLUE AREA

Genotropin®
(somatotropin) for injection
0.2 mg Genotropin MiniQuick®

For single subcutaneous injection only
Growth Hormone Delivery Devices
7 Pack



N 3 0013-2649-02 4



PRINCIPAL DISPLAY PANEL - 0.4 mg Cartridge Label

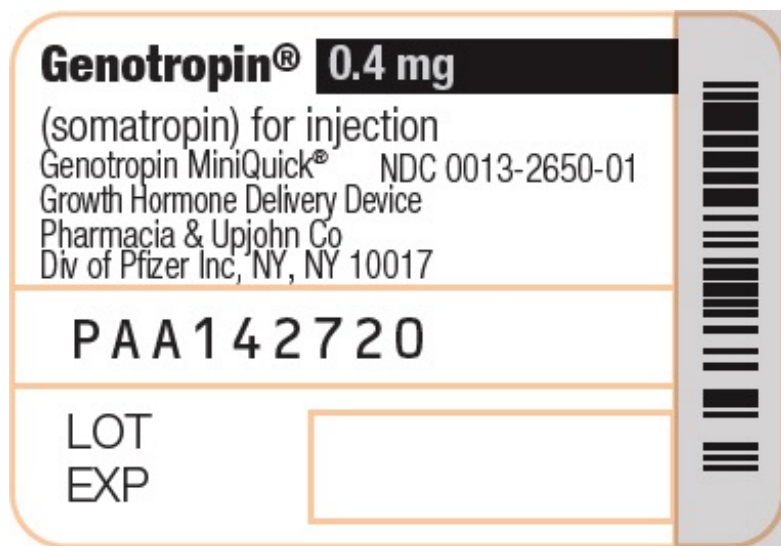
Genotropin®
 (somatropin) for injection
 Genotropin MiniQuick®
 Growth Hormone Delivery Device
 Pharmacia & Upjohn Co
 Div of Pfizer Inc, NY, NY 10017

0.4 mg

NDC 0013-2650-01

PAA142720

LOT
 EXP



PRINCIPAL DISPLAY PANEL - 0.4 mg Kit Carton

NDC 0013-2650-02

Pfizer

Genotropin®
(somatropin) for injection

0.4 mg Genotropin MiniQuick®

For single subcutaneous injection only
Growth Hormone Delivery Device

Rx only

7 Pack

Protect from light Keep out of the reach of children

DOSAGE AND USE

See accompanying prescribing information.

Front chamber contains

Recombinant somatotropin

Glycine

Manitol

Sodium dihydrogen phosphate anhydrous

Disodium phosphate anhydrous

Rear chamber contains

Manitol

Water for injection

Packages contain:

Seven Genotropin MiniQuik Growth Hormone Delivery Devices (each

containing a two-chamber cartridge of Genotropin Lyophilized Powder),

seven injection needles, and Instructions for Use.

Preservative Free

Distributed by

Pharmacia & Upjohn Co

Division of Pfizer Inc

NY, NY 10017

MADE IN GERMANY

PA01 425 88



GLUE AREA

GLUE AREA

K777
SC054
Back

GTIN: 00300132650020
LOT/EXP/IN

OVERDRUKZONE

GLUE AREA

Flap area

GLUE AREA

GLUE AREA



Genotropin®

(somatotropin) for injection

0.4 mg Genotropin MiniQuik®

For single subcutaneous injection only
Growth Hormone Delivery Device

7 Pack



N
3 0013-2650-02 0



PRINCIPAL DISPLAY PANEL - 0.6 mg Cartridge Label

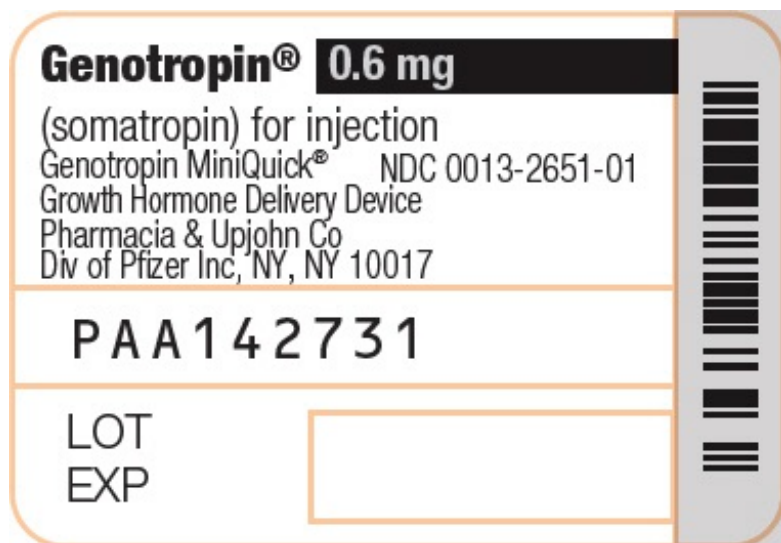
Genotropin®
(somatropin) for injection
Genotropin MiniQuick®
Growth Hormone Delivery Device
Pharmacia & Upjohn Co
Div of Pfizer Inc, NY, NY 10017

0.6 mg

NDC 0013-2651-01

PAA142731

LOT
EXP



PRINCIPAL DISPLAY PANEL - 0.6 mg Kit Carton

NDC 0013-2651-02

Pfizer

Genotropin®

(somatropin) for injection

0.6 mg Genotropin MiniQuick®

For single subcutaneous injection only

Growth Hormone Delivery Device

Rx only

7 Pack

Protect from light. Keep out of the reach of children.

DOSE AND USE: See accompanying prescribing information.

Front chamber contains

Recombinant somatropin

Glycine

Mannitol

Sodium dihydrogen phosphate anhydrous

Sodium phosphate anhydrous

Rear chamber contains

Mannitol

Water for Injection

12.6 mg
to 0.28 mL

Package contains:

Seven Genotropin MiniQuick Growth Hormone Delivery Devices (each

containing a two-chamber cartridge of Genotropin Lyophilized Powder),

seven injection needles, and instructions for Use.

Preservative Free

Distributed by

Pharmacia & Upjohn Co.

Division of Pfizer Inc.

NY, NY 10 01 7

MADE IN GERMANY

RA1 42 624



GLUE AREA

GLUE AREA

K277
S0156
Black
B 313

GTIN: 00300 132651027
LOT/EXP/SN

OVERDRUKZONE

GLUE AREA

Flap area

GLUE AREA



GLUE AREA



Genotropin®

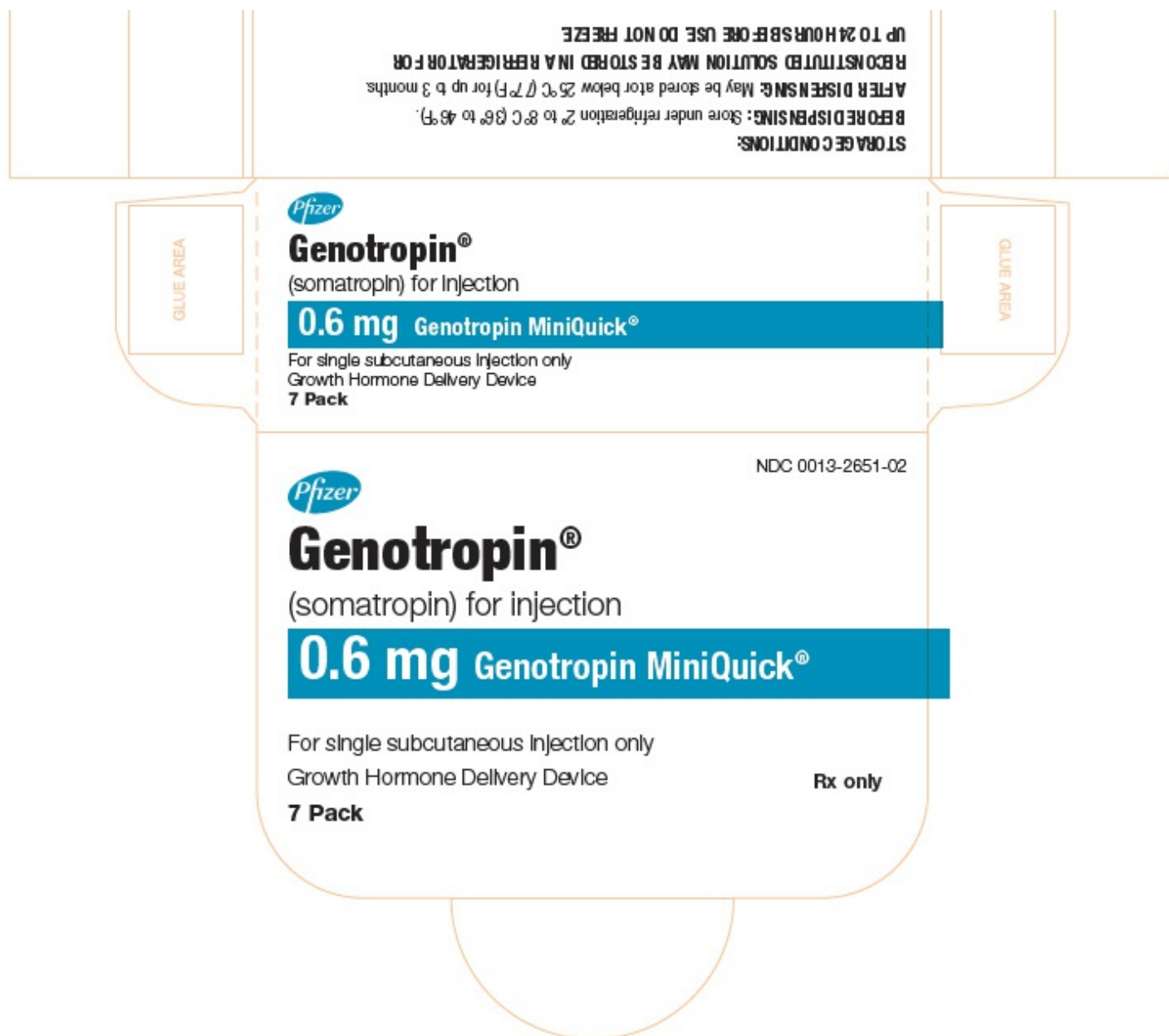
(somatropin) for Injection

0.6 mg Genotropin MiniQuick®

For single subcutaneous injection only
Growth Hormone Delivery Device
7 Pack



N 3 0013-2651-02 7



PRINCIPAL DISPLAY PANEL - 0.8 mg Cartridge Label

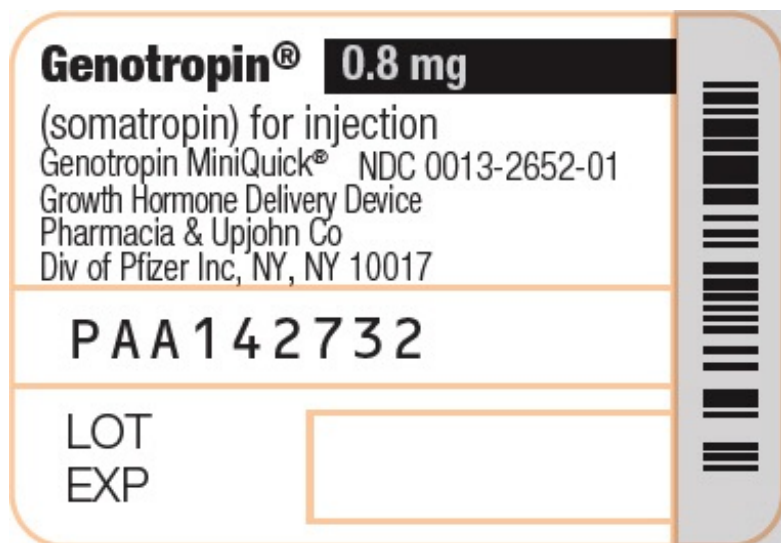
Genotropin®
(somatropin) for injection
Genotropin MiniQuick®
Growth Hormone Delivery Device
Pharmacia & Upjohn Co
Div of Pfizer Inc, NY, NY 10017

0.8 mg

NDC 0013-2652-01

PAA142732

LOT
EXP



PRINCIPAL DISPLAY PANEL - 0.8 mg Kit Carton

NDC 0013-2652-02

Pfizer

Genotropin®

(somatropin) for injection

0.8 mg Genotropin MiniQuick®

For single subcutaneous injection only

Growth Hormone Delivery Device

Rx only

7 Pack

Protect from light. Keep out of the reach of children.

DOSE AND USE See accompanying prescribing information.

Front chamber contains:

Recombinant somatotropin

Glycine

Mannitol

Sodium dihydrogen phosphate anhydrous

Disodium phosphate anhydrous

Rear chamber contains:

Mannitol

Water for Injection

Package contains

Seven Genotropin MiniQuick Growth Hormone Delivery Devices (each containing a two-chamber cartridge of Genotropin Lysophilized Powder),

seven injection needles, and Instructions for Use.

Preservative Free

Distributed by

Pharmacia & Upjohn Co

Division of Pfizer Inc

NY, NY 10017

MADE IN GERMANY

RAA 426 29



GLUE AREA

GLUE AREA

K727
S0157
Black
BARTO

GTIN: 00300132652024
LOT/EXP/IN

OVERDRUKZONE

GLUE AREA

Flap area

GLUE AREA



GLUE AREA


Genotropin®
(somatotropin) for Injection
0.8 mg Genotropin MiniQuick®

For single subcutaneous injection only
Growth Hormone Delivery Device
7 Pack



3

4



PRINCIPAL DISPLAY PANEL - 1 mg Cartridge Label

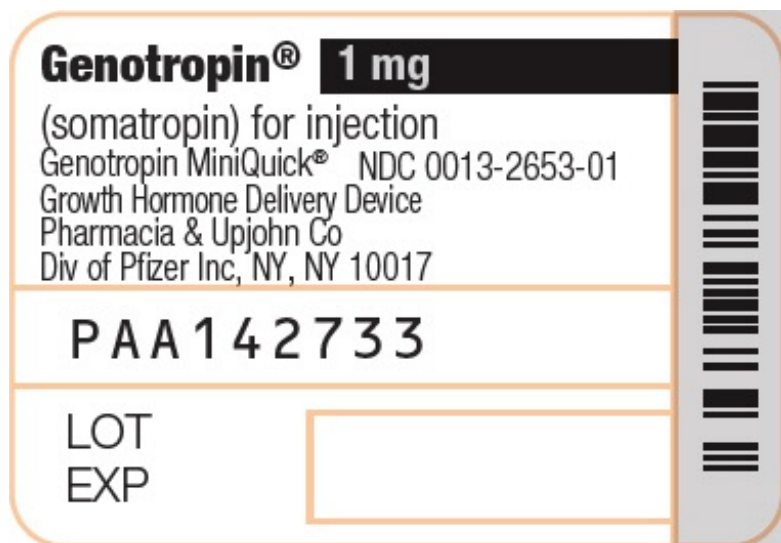
Genotropin®
 (somatropin) for injection
 Genotropin MiniQuick®
 Growth Hormone Delivery Device
 Pharmacia & Upjohn Co
 Div of Pfizer Inc, NY, NY 10017

1 mg

NDC 0013-2653-01

PAA142733

LOT
 EXP



PRINCIPAL DISPLAY PANEL - 1 mg Kit Carton

NDC 0013-2653-02

Pfizer

Genotropin®

(somatropin) for injection

1 mg Genotropin MiniQuick®

For single subcutaneous injection only

Growth Hormone Delivery Device

Rx only

7 Pack

Protect from light. Keep out of the reach of children.

DOSE AND USE

See accompanying prescribing information.

From chamber contains

Recombinant somatotropin

Glycine

Mannitol

Sodium dihydrogen phosphate anhydrous

Disodium phosphate anhydrous

Rear chamber contains

Mannitol

Water for injection

126 mg
to 0.28 mL

Package contains:

Seven Genotropin Miniquick Growth Hormone Delivery Devices (each containing a two-chamber cartridge of Genotropin Lyophilized Powder), seven injection needles, and instructions for use.

Preservative Free

Distributed by
Pharmacia & Upjohn Co.
Division of Pfizer Inc.
NY, NY 10017
MADE IN GERMANY

RA01 42631



GLUE AREA

GLUE AREA

85271
Black
0800
12/21

GTIN 00300132653021
LOT/EXP/5N

OVERDRUCKZONE

GLUE AREA

Flap area

GLUE AREA



GLUE AREA


Genotropin®
(somatotropin) for injection

1 mg Genotropin Miniquick®

For single subcutaneous injection only
Growth Hormone Delivery Device
7 Pack



3 00132 65302 1



PRINCIPAL DISPLAY PANEL - 1.2 mg Cartridge Label

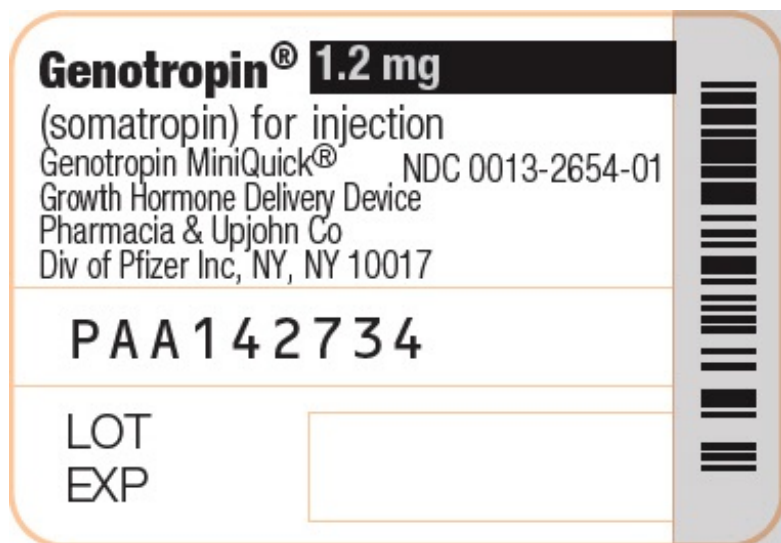
Genotropin®
(somatropin) for injection
Genotropin MiniQuick®
Growth Hormone Delivery Device
Pharmacia & Upjohn Co
Div of Pfizer Inc, NY, NY 10017

1.2 mg

NDC 0013-2654-01

PAA142734

LOT
EXP



PRINCIPAL DISPLAY PANEL - 1.2 mg Kit Carton

NDC 0013-2654-02

Pfizer

Genotropin®

(somatropin) for injection

1.2 mg Genotropin MiniQuick®

For single subcutaneous injection only

Growth Hormone Delivery Device

Rx only

7 Pack

Protect from light. Keep out of the reach of children.

DOSE AND USE: See accompanying prescribing information.

Front chamber contains:

Recombinant somatropin

Glycine

Mannitol

Sodium dihydrogen phosphate anhydrous

Disodium phosphate anhydrous

Water for injection

Package contains

Seven Genotropin MiniQuik Growth Hormone Delivery Devices (each

containing a two-chamber cartridge of Genotropin Lypophilized Powder),

seven injection needles, and instructions for use.

Preservative Free

Distributed by

Pharmacia & Upjohn Co

Division of Pfizer Inc

NY, NY 10017

MDEN GERMANY

RAA 42477



GLUE AREA

GLUE AREA

K727
3042
Black
UNT88

GTIN: 00300132654028
LOT/EXP/ISN

OVERDRUKZONE

GLUE AREA

Flap area

GLUE AREA



GLUE AREA



Genotropin®

(somatropin) for Injection

1.2 mg Genotropin MiniQuik®

For single subcutaneous injection only
Growth Hormone Delivery Device
7 Pack



N
3 0013-2654-02 8



PRINCIPAL DISPLAY PANEL - 1.4 mg Cartridge Label

Genotropin®
(somatropin) for injection
Genotropin MiniQuick®
Growth Hormone Delivery Device
Pharmacia & Upjohn Co
Div of Pfizer Inc, NY, NY 10017

1.4 mg

NDC 0013-2655-01

PAA142735

LOT
EXP



PRINCIPAL DISPLAY PANEL - 1.4 mg Kit Carton

NDC 0013-2655-02

Pfizer

Genotropin®

(somatropin) for injection

1.4 mg Genotropin MiniQuick®

For single subcutaneous injection only

Growth Hormone Delivery Device

Rx only

7 Pack



GLUE AREA

Protect from light. Keep out of the reach of children.
DOSE AND USE: See accompanying prescribing information.

Front chamber contains:

- Recombinant somatotropin
 - Glycine
 - Mannitol
 - Sodium dihydrogen phosphate anhydrous
 - Sodium phosphate anhydrous
- Rear chamber contains:
- Mannitol
 - Water for Injection
- Package contains:
Seven Genotropin MiniQuick Growth Hormone Delivery Devices (each combining a two-chamber cartridge of Genotropin Lyophilized Powder), seven injection needles, and Instructions for Use.

Preservative Free
Distributed by
Pfizer Inc.
Division of Research
NY, NY 10017
MADE IN GERMANY

RA1 425 19

GLUE AREA

K727
S0155
Black
R229

GTIN: 00300132655025
LOT/EXP/IN

OVERDRUCKZONE

GLUE AREA

Flap area

GLUE AREA



GLUE AREA

Genotropin®
(somatotropin) for Injection

1.4 mg Genotropin MiniQuick®

For single subcutaneous injection only
Growth Hormone Delivery Device
7 Pack



N 3 0013-2655-02 5



PRINCIPAL DISPLAY PANEL - 1.6 mg Cartridge Label

Genotropin®
 (somatropin) for injection
 Genotropin MiniQuick®
 Growth Hormone Delivery Device
 Pharmacia & Upjohn Co
 Div of Pfizer Inc, NY, NY 10017

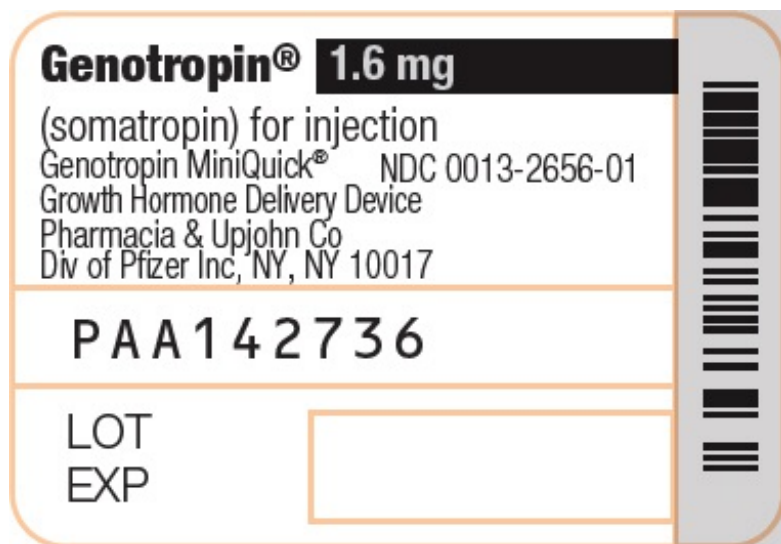
1.6 mg

NDC 0013-2656-01

PAA142736

LOT

EXP



PRINCIPAL DISPLAY PANEL - 1.6 mg Kit Carton

NDC 0013-2656-02

Pfizer

Genotropin®
(somatropin) for injection

1.6 mg Genotropin MiniQuick®

For single subcutaneous injection only
Growth Hormone Delivery Device

Rx only

7 Pack

Protect from light. Keep out of the reach of children.

DOSE AND USE

See accompanying prescribing information.

Front chamber contains

Recombinant somatotropin

Glycine

Mannitol

Sodium dihydrogen phosphate anhydrous

Sodium phosphate anhydrous

Rear chamber contains

Mannitol

Water for injection

Package contains:

Seven Genotropin MiniQuick Growth Hormone Delivery Devices (each

containing a two-chamber cartridge of Genotropin Lyophilized Powder),

seven injection needles, and instructions for use.

Preservative Free

Developed by

Pharmacia & Upjohn Co

Division of Pfizer Inc

NY, NY 10017

MADE IN GERMANY

RAA1 42651



GLUE AREA

GLUE AREA
00300132656022
190531
K777

GTIN: 00300132656022
LOT/EXP/IN

OVERDRUKZONE

GLUE AREA

Flap area



Genotropin®
(somatotropin) for injection

1.6 mg Genotropin MiniQuick®

For single subcutaneous injection only
Growth Hormone Delivery Device
7 Pack

GLUE AREA



GLUE AREA



N 3 0013-2656-02 2



PRINCIPAL DISPLAY PANEL - 1.8 mg Cartridge Label

Genotropin®
(somatropin) for injection
Genotropin MiniQuick®
Growth Hormone Delivery Device
Pharmacia & Upjohn Co
Div of Pfizer Inc, NY, NY 10017

1.8 mg

NDC 0013-2657-01

PAA142737

LOT
EXP



PRINCIPAL DISPLAY PANEL - 1.8 mg Kit Carton

NDC 0013-2657-02

Pfizer

Genotropin®

(somatropin) for injection

1.8 mg Genotropin MiniQuick®

For single subcutaneous injection only

Growth Hormone Delivery Device

Rx only

7 Pack

Protect from light. Keep out of the reach of children.

DOSE AND USE: See accompanying prescribing information.

Front chamber contains

Recombinant somatotropin

Glycine

Mannitol

Sodium dihydrogen phosphate anhydrous

Dipotassium phosphate anhydrous

Rear chamber contains

Mannitol

Water for injection

to 0.28 mL

1.26 mg

Packaging contains:

Seven Genotropin MimiQuick Growth Hormone Delivery Devices (each

containing a two-chamber cartridge of Genotropin Lyophilized Powder),

seven injection needles, and instructions for use.

Serervative Free

Distributed by

Pharmacia & Upjohn Co.

Division of Pfizer Inc.

NY, NY 10017

MADE IN GERMANY

PA-1 426 63



GLUE AREA

GLUE AREA

Box
32062
K27

GTIN: 00300132657029
LOT/EXP/ISN

OVERDRUKZONE

GLUE AREA

Flap area

GLUE AREA



GLUE AREA

Genotropin®
(somatropin) for injection

1.8 mg Genotropin MimiQuick®

For single subcutaneous injection only
Growth Hormone Delivery Device
7 Pack





PRINCIPAL DISPLAY PANEL - 2 mg Cartridge Label

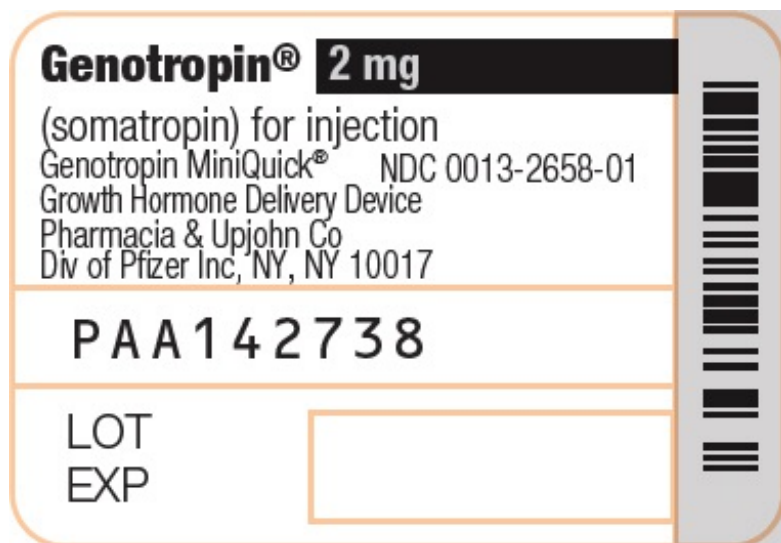
Genotropin®
(somatropin) for injection
Genotropin MiniQuick®
Growth Hormone Delivery Device
Pharmacia & Upjohn Co
Div of Pfizer Inc, NY, NY 10017

2 mg

NDC 0013-2658-01

PAA142738

LOT
EXP



PRINCIPAL DISPLAY PANEL - 2 mg Kit Carton

NDC 0013-2658-02

Pfizer

Genotropin®

(somatropin) for injection

2 mg Genotropin MiniQuick®

For single subcutaneous injection only

Growth Hormone Delivery Device

Rx only

7 Pack



GLUE AREA

Protect from light. Keep out of the reach of children.

DOSE AND USE: See accompanying prescribing information.

Front chamber contains:

Recombinant somatropin

Glycine

Mannitol

Sodium dihydrogen phosphate anhydrous

Sodium phosphate anhydrous

Rear chamber contains:

Mannitol

Water for injection

12.6 mg
to 0.28 mL

Package contains

Seven Genotropin MiniQuick Growth Hormone Delivery Devices (each

containing a two-chamber cartridge of Genotropin Lyophilized Powder),

seven injection needles, and instructions for use.

Preservative Free

Distributed by

Pharmacia & Upjohn Co

Division of Pfizer Inc

NY, NY 10017

MADE IN GERMANY

PA41 426 65

GLUE AREA

K777
SC064
Pack
03/03

GTIN: 00300132658026
LOT/EXP/IN

OVERDRUKZONE

GLUE AREA

Flap area

GLUE AREA



GLUE AREA



Genotropin®

(somatropin) for Injection

2 mg Genotropin MiniQuick®

For single subcutaneous injection only
Growth Hormone Delivery Device
7 Pack





GENOTROPIN

somatropin kit

Product Information

Product Type	HUMAN PRESCRIPTION DRUG	Item Code (Source)	NDC:0013-2626
---------------------	-------------------------	---------------------------	---------------

Packaging

#	Item Code	Package Description	Marketing Start Date	Marketing End Date
1	NDC:0013-2626-81	1 in 1 CARTON	12/20/1995	
1		1 in 1 CARTRIDGE; Type 0: Not a Combination Product		

Quantity of Parts

Part #	Package Quantity	Total Product Quantity
Part 1		1
Part 2		1.14

Part 1 of 2

SOMATROPIN

somatropin injection, powder, lyophilized, for solution

Product Information

Route of Administration SUBCUTANEOUS

Active Ingredient/Active Moiety

Ingredient Name	Basis of Strength	Strength
SOMATROPIN (UNII: NQX9KB6PCL) (SOMATROPIN - UNII:NQX9KB6PCL)	SOMATROPIN	5 mg in 1 mL

Inactive Ingredients

Ingredient Name	Strength
GLYCINE (UNII: TE7660XO1C)	
MANNITOL (UNII: 3OWL53L36A)	
SODIUM PHOSPHATE, MONOBASIC, ANHYDROUS (UNII: KH7I04HPUU)	

Marketing Information

Marketing Category	Application Number or Monograph Citation	Marketing Start Date	Marketing End Date
BLA	BLA020280	12/20/1995	

Part 2 of 2

WATER

water injection, solution

Product Information

Route of Administration SUBCUTANEOUS

Inactive Ingredients

Ingredient Name		Strength	
WATER (UNII: 059QF0KO0R)			
MANNITOL (UNII: 3OWL53L36A)		45 mg in 1.14 mL	
Marketing Information			
Marketing Category	Application Number or Monograph Citation	Marketing Start Date	Marketing End Date
BLA	BLA020280	12/20/1995	
Marketing Information			
Marketing Category	Application Number or Monograph Citation	Marketing Start Date	Marketing End Date
BLA	BLA020280	12/20/1995	

GENOTROPIN				
somatropin kit				
Product Information				
Product Type		HUMAN PRESCRIPTION DRUG	Item Code (Source)NDC:0013-2646	
Packaging				
#	Item Code	Package Description	Marketing Start Date	Marketing End Date
1	NDC:0013-2646-81	1 in 1 CARTON	12/20/1995	
1		1 in 1 CARTRIDGE; Type 0: Not a Combination Product		
Quantity of Parts				
Part #	Package Quantity		Total Product Quantity	
Part 1			1	
Part 2			1.13	
Part 1 of 2				
SOMATROPIN				
somatropin injection, powder, lyophilized, for solution				
Product Information				

Route of Administration	SUBCUTANEOUS
-------------------------	--------------

Active Ingredient/Active Moiety

Ingredient Name	Basis of Strength	Strength
SOMATROPIN (UNII: NQX9KB6PCL) (SOMATROPIN - UNII:NQX9KB6PCL)	SOMATROPIN	12 mg in 1 mL

Inactive Ingredients

Ingredient Name	Strength
GLYCINE (UNII: TE7660XO1C)	
MANNITOL (UNII: 3OWL53L36A)	
SODIUM PHOSPHATE, MONOBASIC, ANHYDROUS (UNII: KH7I04HPUU)	

Marketing Information

Marketing Category	Application Number or Monograph Citation	Marketing Start Date	Marketing End Date
BLA	BLA020280	12/20/1995	

Part 2 of 2

WATER

water injection, solution

Product Information

Route of Administration	SUBCUTANEOUS
-------------------------	--------------

Inactive Ingredients

Ingredient Name	Strength
WATER (UNII: 059QF0KO0R)	
MANNITOL (UNII: 3OWL53L36A)	32 mg in 1.13 mL

Marketing Information

Marketing Category	Application Number or Monograph Citation	Marketing Start Date	Marketing End Date
BLA	BLA020280	12/20/1995	

Marketing Information

Marketing	Application Number or Monograph	Marketing Start	Marketing End
-----------	---------------------------------	-----------------	---------------

Category	Citation	Date	Date
BLA	BLA020280	12/20/1995	

GENOTROPIN

somatropin kit

Product Information

Product Type	HUMAN PRESCRIPTION DRUG	Item Code (Source)	NDC:0013-2649
--------------	-------------------------	--------------------	---------------

Packaging

#	Item Code	Package Description	Marketing Start Date	Marketing End Date
1	NDC:0013-2649-02	7 in 1 CARTON	12/20/1995	
1		1 in 1 CARTRIDGE; Type 0: Not a Combination Product		

Quantity of Parts

Part #	Package Quantity	Total Product Quantity
Part 1		0.25
Part 2		0.25

Part 1 of 2

SOMATROPIN

somatropin injection, powder, lyophilized, for solution

Product Information

Route of Administration	SUBCUTANEOUS
-------------------------	--------------

Active Ingredient/Active Moiety

Ingredient Name	Basis of Strength	Strength
SOMATROPIN (UNII: NQX9KB6PCL) (SOMATROPIN - UNII:NQX9KB6PCL)	SOMATROPIN	0.2 mg in 0.25 mL

Inactive Ingredients

Ingredient Name	Strength
GLYCINE (UNII: TE7660XO1C)	
MANNITOL (UNII: 3OWL53L36A)	
SODIUM PHOSPHATE, MONOBASIC, ANHYDROUS (UNII: KH7I04HPUU)	

Marketing Information

Marketing Category	Application Number or Monograph Citation	Marketing Start Date	Marketing End Date
BLA	BLA020280	12/20/1995	

Part 2 of 2

WATER

water injection, solution

Product Information

Route of Administration	SUBCUTANEOUS
-------------------------	--------------

Inactive Ingredients

Ingredient Name	Strength
WATER (UNII: 059QF0KO0R)	
MANNITOL (UNII: 3OWL53L36A)	

Marketing Information

Marketing Category	Application Number or Monograph Citation	Marketing Start Date	Marketing End Date
BLA	BLA020280	12/20/1995	

Marketing Information

Marketing Category	Application Number or Monograph Citation	Marketing Start Date	Marketing End Date
BLA	BLA020280	12/20/1995	

GENOTROPIN

somatropin kit

Product Information

Product Type	HUMAN PRESCRIPTION DRUG	Item Code (Source)	NDC:0013-2650
--------------	-------------------------	--------------------	---------------

Packaging

#	Item Code	Package Description	Marketing Start Date	Marketing End Date
---	-----------	---------------------	----------------------	--------------------

1	NDC:0013-2650-02	7 in 1 CARTON	12/20/1995	
1		1 in 1 CARTRIDGE; Type 0: Not a Combination Product		

Quantity of Parts

Part #	Package Quantity	Total Product Quantity
Part 1		0.25
Part 2		0.25

Part 1 of 2

SOMATROPIN

somatropin injection, powder, lyophilized, for solution

Product Information

Route of Administration SUBCUTANEOUS

Active Ingredient/Active Moiety

Ingredient Name	Basis of Strength	Strength
SOMATROPIN (UNII: NQX9KB6PCL) (SOMATROPIN - UNII:NQX9KB6PCL)	SOMATROPIN	0.4 mg in 0.25 mL

Inactive Ingredients

Ingredient Name	Strength
GLYCINE (UNII: TE7660XO1C)	
MANNITOL (UNII: 3OWL53L36A)	
SODIUM PHOSPHATE, MONOBASIC, ANHYDROUS (UNII: KH7I04HPUU)	

Marketing Information

Marketing Category	Application Number or Monograph Citation	Marketing Start Date	Marketing End Date
BLA	BLA020280	12/20/1995	

Part 2 of 2

WATER

water injection, solution

Product Information			
Route of Administration		SUBCUTANEOUS	
Inactive Ingredients			
Ingredient Name			Strength
WATER (UNII: 059QF0KO0R)			
MANNITOL (UNII: 3OWL53L36A)			
Marketing Information			
Marketing Category	Application Number or Monograph Citation	Marketing Start Date	Marketing End Date
BLA	BLA020280	12/20/1995	
Marketing Information			
Marketing Category	Application Number or Monograph Citation	Marketing Start Date	Marketing End Date
BLA	BLA020280	12/20/1995	

GENOTROPIN

somatropin kit

Product Information

Product Type

HUMAN PRESCRIPTION DRUG

Item Code (Source)

NDC:0013-2651

Packaging

#	Item Code	Package Description	Marketing Start Date	Marketing End Date
1	NDC:0013-2651-02	7 in 1 CARTON	12/20/1995	
1		1 in 1 CARTRIDGE; Type 0: Not a Combination Product		

Quantity of Parts

Part #	Package Quantity	Total Product Quantity
Part 1		0.25
Part 2		0.25

Part 1 of 2

SOMATROPIN

somatropin injection, powder, lyophilized, for solution

Product Information

Route of Administration	SUBCUTANEOUS
-------------------------	--------------

Active Ingredient/Active Moiety

Ingredient Name	Basis of Strength	Strength
SOMATROPIN (UNII: NQX9KB6PCL) (SOMATROPIN - UNII:NQX9KB6PCL)	SOMATROPIN	0.6 mg in 0.25 mL

Inactive Ingredients

Ingredient Name	Strength
GLYCINE (UNII: TE7660X01C)	
MANNITOL (UNII: 3OWL53L36A)	
SODIUM PHOSPHATE, MONOBASIC, ANHYDROUS (UNII: KH7I04HPUU)	

Marketing Information

Marketing Category	Application Number or Monograph Citation	Marketing Start Date	Marketing End Date
BLA	BLA020280	12/20/1995	

Part 2 of 2

WATER

water injection, solution

Product Information

Route of Administration	SUBCUTANEOUS
-------------------------	--------------

Inactive Ingredients

Ingredient Name	Strength
WATER (UNII: 059QF0KO0R)	
MANNITOL (UNII: 3OWL53L36A)	

Marketing Information

Marketing Category	Application Number or Monograph Citation	Marketing Start Date	Marketing End Date
--------------------	--	----------------------	--------------------

BLA	BLA020280	12/20/1995	
Marketing Information			
Marketing Category	Application Number or Monograph Citation	Marketing Start Date	Marketing End Date
BLA	BLA020280	12/20/1995	

GENOTROPIN

somatropin kit

Product Information				
Product Type		HUMAN PRESCRIPTION DRUG	Item Code (Source)	
			NDC:0013-2652	
Packaging				
#	Item Code	Package Description	Marketing Start Date	Marketing End Date
1	NDC:0013-2652-02	7 in 1 CARTON	12/20/1995	
1		1 in 1 CARTRIDGE; Type 0: Not a Combination Product		
Quantity of Parts				
Part #	Package Quantity		Total Product Quantity	
Part 1			0.25	
Part 2			0.25	
Part 1 of 2				
SOMATROPIN				
somatropin injection, powder, lyophilized, for solution				
Product Information				
Route of Administration		SUBCUTANEOUS		
Active Ingredient/Active Moiety				
Ingredient Name			Basis of Strength	Strength
SOMATROPIN (UNII: NQX9KB6PCL) (SOMATROPIN - UNII:NQX9KB6PCL)			SOMATROPIN	0.8 mg in 0.25 mL

Inactive Ingredients

Ingredient Name	Strength
GLYCINE (UNII: TE7660XO1C)	
MANNITOL (UNII: 3OWL53L36A)	
SODIUM PHOSPHATE, MONOBASIC, ANHYDROUS (UNII: KH7I04HPUU)	

Marketing Information

Marketing Category	Application Number or Monograph Citation	Marketing Start Date	Marketing End Date
BLA	BLA020280	12/20/1995	

Part 2 of 2

WATER

water injection, solution

Product Information

Route of Administration	SUBCUTANEOUS
-------------------------	--------------

Inactive Ingredients

Ingredient Name	Strength
WATER (UNII: 059QF0KO0R)	
MANNITOL (UNII: 3OWL53L36A)	

Marketing Information

Marketing Category	Application Number or Monograph Citation	Marketing Start Date	Marketing End Date
BLA	BLA020280	12/20/1995	

Marketing Information

Marketing Category	Application Number or Monograph Citation	Marketing Start Date	Marketing End Date
BLA	BLA020280	12/20/1995	

GENOTROPIN

somatropin kit

Product Information

Product Type	HUMAN PRESCRIPTION DRUG	Item Code (Source)	NDC:0013-2653
--------------	-------------------------	--------------------	---------------

Packaging

#	Item Code	Package Description	Marketing Start Date	Marketing End Date
1	NDC:0013-2653-02	7 in 1 CARTON	12/20/1995	
1		1 in 1 CARTRIDGE; Type 0: Not a Combination Product		

Quantity of Parts

Part #	Package Quantity	Total Product Quantity
Part 1		0.25
Part 2		0.25

Part 1 of 2

SOMATROPIN

somatropin injection, powder, lyophilized, for solution

Product Information

Route of Administration	SUBCUTANEOUS
-------------------------	--------------

Active Ingredient/Active Moiety

Ingredient Name	Basis of Strength	Strength
SOMATROPIN (UNII: NQX9KB6PCL) (SOMATROPIN - UNII:NQX9KB6PCL)	SOMATROPIN	1 mg in 0.25 mL

Inactive Ingredients

Ingredient Name	Strength
GLYCINE (UNII: TE7660XO1C)	
MANNITOL (UNII: 3OWL53L36A)	
SODIUM PHOSPHATE, MONOBASIC, ANHYDROUS (UNII: KH7I04HPUU)	

Marketing Information

Marketing Category	Application Number or Monograph Citation	Marketing Start Date	Marketing End Date
BLA	BLA020280	12/20/1995	

Part 2 of 2

WATER

water injection, solution

Product Information

Route of Administration	SUBCUTANEOUS
-------------------------	--------------

Inactive Ingredients

Ingredient Name	Strength
WATER (UNII: 059QF0KO0R)	
MANNITOL (UNII: 3OWL53L36A)	

Marketing Information

Marketing Category	Application Number or Monograph Citation	Marketing Start Date	Marketing End Date
BLA	BLA020280	12/20/1995	

Marketing Information

Marketing Category	Application Number or Monograph Citation	Marketing Start Date	Marketing End Date
BLA	BLA020280	12/20/1995	

GENOTROPIN

somatropin kit

Product Information

Product Type	HUMAN PRESCRIPTION DRUG	Item Code (Source)	NDC:0013-2654
--------------	-------------------------	--------------------	---------------

Packaging

#	Item Code	Package Description	Marketing Start Date	Marketing End Date
1	NDC:0013-2654-02	7 in 1 CARTON	12/20/1995	
1		1 in 1 CARTRIDGE; Type 0: Not a Combination Product		

Quantity of Parts

Part #	Package Quantity	Total Product Quantity
--------	------------------	------------------------

Part 1	0.25
Part 2	0.25

Part 1 of 2

SOMATROPIN

somatropin injection, powder, lyophilized, for solution

Product Information

Route of Administration

SUBCUTANEOUS

Active Ingredient/Active Moiety

Ingredient Name	Basis of Strength	Strength
SOMATROPIN (UNII: NQX9KB6PCL) (SOMATROPIN - UNII:NQX9KB6PCL)	SOMATROPIN	1.2 mg in 0.25 mL

Inactive Ingredients

Ingredient Name	Strength
GLYCINE (UNII: TE7660XO1C)	
MANNITOL (UNII: 3OWL53L36A)	
SODIUM PHOSPHATE, MONOBASIC, ANHYDROUS (UNII: KH7I04HPUU)	

Marketing Information

Marketing Category	Application Number or Monograph Citation	Marketing Start Date	Marketing End Date
BLA	BLA020280	12/20/1995	

Part 2 of 2

WATER

water injection, solution

Product Information

Route of Administration

SUBCUTANEOUS

Inactive Ingredients

Ingredient Name	Strength
WATER (UNII: 059QF0KO0R)	

MANNITOL (UNII: 3OWL53L36A)

Marketing Information

Marketing Category	Application Number or Monograph Citation	Marketing Start Date	Marketing End Date
BLA	BLA020280	12/20/1995	

Marketing Information

Marketing Category	Application Number or Monograph Citation	Marketing Start Date	Marketing End Date
BLA	BLA020280	12/20/1995	

GENOTROPIN

somatropin kit

Product Information

Product Type	HUMAN PRESCRIPTION DRUG	Item Code (Source)	NDC:0013-2655
--------------	-------------------------	--------------------	---------------

Packaging

#	Item Code	Package Description	Marketing Start Date	Marketing End Date
1	NDC:0013-2655-02	7 in 1 CARTON	12/20/1995	
1		1 in 1 CARTRIDGE; Type 0: Not a Combination Product		

Quantity of Parts

Part #	Package Quantity	Total Product Quantity
Part 1		0.25
Part 2		0.25

Part 1 of 2

SOMATROPIN

somatropin injection, powder, lyophilized, for solution

Product Information

Route of Administration	SUBCUTANEOUS
-------------------------	--------------

Active Ingredient/Active Moiety

Ingredient Name	Basis of Strength	Strength
SOMATROPIN (UNII: NQX9KB6PCL) (SOMATROPIN - UNII:NQX9KB6PCL)	SOMATROPIN	1.4 mg in 0.25 mL

Inactive Ingredients

Ingredient Name	Strength
GLYCINE (UNII: TE7660XO1C)	
MANNITOL (UNII: 3OWL53L36A)	
SODIUM PHOSPHATE, MONOBASIC, ANHYDROUS (UNII: KH7I04HPUU)	

Marketing Information

Marketing Category	Application Number or Monograph Citation	Marketing Start Date	Marketing End Date
BLA	BLA020280	12/20/1995	

Part 2 of 2**WATER**

water injection, solution

Product Information

Route of Administration	SUBCUTANEOUS
--------------------------------	--------------

Inactive Ingredients

Ingredient Name	Strength
WATER (UNII: 059QF0KO0R)	
MANNITOL (UNII: 3OWL53L36A)	

Marketing Information

Marketing Category	Application Number or Monograph Citation	Marketing Start Date	Marketing End Date
BLA	BLA020280	12/20/1995	

Marketing Information

Marketing Category	Application Number or Monograph Citation	Marketing Start Date	Marketing End Date
BLA	BLA020280	12/20/1995	

GENOTROPIN

somatropin kit

Product Information

Product Type	HUMAN PRESCRIPTION DRUG	Item Code (Source)	NDC:0013-2656
---------------------	-------------------------	---------------------------	---------------

Packaging

#	Item Code	Package Description	Marketing Start Date	Marketing End Date
1	NDC:0013-2656-02	7 in 1 CARTON	12/20/1995	
1		1 in 1 CARTRIDGE; Type 0: Not a Combination Product		

Quantity of Parts

Part #	Package Quantity	Total Product Quantity
Part 1		0.25
Part 2		0.25

Part 1 of 2

SOMATROPIN

somatropin injection, powder, lyophilized, for solution

Product Information

Route of Administration	SUBCUTANEOUS
--------------------------------	--------------

Active Ingredient/Active Moiety

Ingredient Name	Basis of Strength	Strength
SOMATROPIN (UNII: NQX9KB6PCL) (SOMATROPIN - UNII:NQX9KB6PCL)	SOMATROPIN	1.6 mg in 0.25 mL

Inactive Ingredients

Ingredient Name	Strength
GLYCINE (UNII: TE7660XO1C)	
MANNITOL (UNII: 3OWL53L36A)	
SODIUM PHOSPHATE, MONOBASIC, ANHYDROUS (UNII: KH7I04HPUU)	

Marketing Information

Marketing Category	Application Number or Monograph Citation	Marketing Start Date	Marketing End Date
BLA	BLA020280	12/20/1995	

Part 2 of 2

WATER

water injection, solution

Product Information

Route of Administration	SUBCUTANEOUS
-------------------------	--------------

Inactive Ingredients

Ingredient Name	Strength
WATER (UNII: 059QF0KO0R)	
MANNITOL (UNII: 3OWL53L36A)	

Marketing Information

Marketing Category	Application Number or Monograph Citation	Marketing Start Date	Marketing End Date
BLA	BLA020280	12/20/1995	

Marketing Information

Marketing Category	Application Number or Monograph Citation	Marketing Start Date	Marketing End Date
BLA	BLA020280	12/20/1995	

GENOTROPIN

somatropin kit

Product Information

Product Type	HUMAN PRESCRIPTION DRUG	Item Code (Source)	NDC:0013-2657
--------------	-------------------------	--------------------	---------------

Packaging

#	Item Code	Package Description	Marketing Start Date	Marketing End Date
1	NDC:0013-2657-02	7 in 1 CARTON	12/20/1995	
1		1 in 1 CARTRIDGE; Type 0: Not a Combination		

1	Product		
---	---------	--	--

Quantity of Parts

Part #	Package Quantity	Total Product Quantity
Part 1		0.25
Part 2		0.25

Part 1 of 2

SOMATROPIN

somatropin injection, powder, lyophilized, for solution

Product Information

Route of Administration	SUBCUTANEOUS
-------------------------	--------------

Active Ingredient/Active Moiety

Ingredient Name	Basis of Strength	Strength
SOMATROPIN (UNII: NQX9KB6PCL) (SOMATROPIN - UNII:NQX9KB6PCL)	SOMATROPIN	1.8 mg in 0.25 mL

Inactive Ingredients

Ingredient Name	Strength
GLYCINE (UNII: TE7660XO1C)	
MANNITOL (UNII: 3OWL53L36A)	
SODIUM PHOSPHATE, MONOBASIC, ANHYDROUS (UNII: KH7I04HPUU)	

Marketing Information

Marketing Category	Application Number or Monograph Citation	Marketing Start Date	Marketing End Date
BLA	BLA020280	12/20/1995	

Part 2 of 2

WATER

water injection, solution

Product Information

Route of Administration	SUBCUTANEOUS
-------------------------	--------------

Inactive Ingredients

Ingredient Name	Strength
WATER (UNII: 059QF0KO0R)	
MANNITOL (UNII: 3OWL53L36A)	

Marketing Information

Marketing Category	Application Number or Monograph Citation	Marketing Start Date	Marketing End Date
BLA	BLA020280	12/20/1995	

Marketing Information

Marketing Category	Application Number or Monograph Citation	Marketing Start Date	Marketing End Date
BLA	BLA020280	12/20/1995	

GENOTROPIN

somatropin kit

Product Information

Product Type	HUMAN PRESCRIPTION DRUG	Item Code (Source)	NDC:0013-2658
---------------------	-------------------------	---------------------------	---------------

Packaging

#	Item Code	Package Description	Marketing Start Date	Marketing End Date
1	NDC:0013-2658-02	7 in 1 CARTON	12/20/1995	
1		1 in 1 CARTRIDGE; Type 0: Not a Combination Product		

Quantity of Parts

Part #	Package Quantity	Total Product Quantity
Part 1		0.25
Part 2		0.25

Part 1 of 2

SOMATROPIN

somatropin injection, powder, lyophilized, for solution

Product Information

Route of Administration	SUBCUTANEOUS
-------------------------	--------------

Active Ingredient/Active Moiety

Ingredient Name	Basis of Strength	Strength
SOMATROPIN (UNII: NQX9KB6PCL) (SOMATROPIN - UNII:NQX9KB6PCL)	SOMATROPIN	2 mg in 0.25 mL

Inactive Ingredients

Ingredient Name	Strength
GLYCINE (UNII: TE7660XO1C)	
MANNITOL (UNII: 3OWL53L36A)	
SODIUM PHOSPHATE, MONOBASIC, ANHYDROUS (UNII: KH7I04HPUU)	

Marketing Information

Marketing Category	Application Number or Monograph Citation	Marketing Start Date	Marketing End Date
BLA	BLA020280	12/20/1995	

Part 2 of 2

WATER

water injection, solution

Product Information

Route of Administration	SUBCUTANEOUS
-------------------------	--------------

Inactive Ingredients

Ingredient Name	Strength
WATER (UNII: 059QF0KO0R)	
MANNITOL (UNII: 3OWL53L36A)	

Marketing Information

Marketing Category	Application Number or Monograph Citation	Marketing Start Date	Marketing End Date
BLA	BLA020280	12/20/1995	

Marketing Information

Marketing Category	Application Number or Monograph Citation	Marketing Start Date	Marketing End Date
BLA	BLA020280	12/20/1995	

Labeler - Pfizer Laboratories Div Pfizer Inc (134489525)

Establishment

Name	Address	ID/FEI	Business Operations
Pfizer Health AB		354433591	API MANUFACTURE(0013-2626, 0013-2646, 0013-2649, 0013-2650, 0013-2651, 0013-2652, 0013-2653, 0013-2654, 0013-2655, 0013-2656, 0013-2657, 0013-2658) , ANALYSIS(0013-2626, 0013-2646, 0013-2649, 0013-2650, 0013-2651, 0013-2652, 0013-2653, 0013-2654, 0013-2655, 0013-2656, 0013-2657, 0013-2658)

Revised: 2/2025

Pfizer Laboratories Div Pfizer Inc