

CALCIPOTRIENE- calcipotriene ointment
Prasco Laboratories

Calcipotriene Ointment, 0.005%

FOR TOPICAL DERMATOLOGIC USE ONLY.

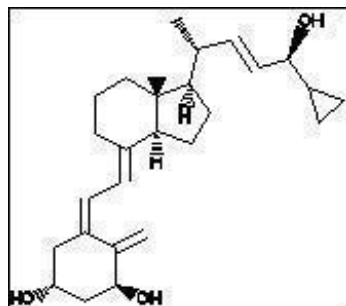
Not for Ophthalmic, Oral or Intravaginal Use.

Rx only

DESCRIPTION

Calcipotriene Ointment, 0.005% contains the compound calcipotriene, a synthetic vitamin D₃ derivative, for topical dermatological use.

Chemically, calcipotriene is (5Z,7E,22E,24S)-24-cyclopropyl-9,10-secochole-5,7,10(19),22-tetraene-1 α ,3 β ,24-triol-, with the empirical formula C₂₇H₄₀O₃, a molecular weight of 412.6, and the following structural formula:



Calcipotriene is a white or off-white crystalline substance. Calcipotriene Ointment contains calcipotriene 50 μ g/g in an ointment base of dibasic sodium phosphate, edetate disodium, mineral oil, petrolatum, propylene glycol, tocopherol, steareth-2 and water.

CLINICAL PHARMACOLOGY

In humans, the natural supply of vitamin D depends mainly on exposure to the ultraviolet rays of the sun for conversion of 7-dehydrocholesterol to vitamin D₃ (cholecalciferol) in the skin. Calcipotriene is a synthetic analog of vitamin D₃.

Clinical studies with radiolabelled Calcipotriene Ointment indicate that approximately 6% (\pm 3%, SD) of the applied dose of calcipotriene is absorbed systemically when the ointment is applied topically to psoriasis plaques, or 5% (\pm 2.6%, SD) when applied to normal skin, and much of the absorbed active is converted to inactive metabolites within 24 hours of application.

Vitamin D and its metabolites are transported in the blood, bound to specific plasma proteins. The active form of the vitamin, 1,25-dihydroxy vitamin D₃ (calcitriol), is known to be recycled via the liver and excreted in the bile. Calcipotriene metabolism following systemic uptake is rapid, and occurs via a similar pathway to the natural hormone. The primary metabolites are much less potent than the parent compound.

There is evidence that maternal 1,25-dihydroxy vitamin D₃ (calcitriol) may enter the fetal circulation, but it is not known whether it is excreted in human milk. The systemic disposition of calcipotriene is expected to be similar to that of the naturally occurring vitamin.

CLINICAL STUDIES

Adequate and well-controlled trials of patients treated with Calcipotriene Ointment have demonstrated improvement usually beginning after 2 weeks of therapy. This improvement continued in patients using Calcipotriene Ointment once daily and twice daily. After 8 weeks of once daily Calcipotriene Ointment, 56.7% of patients showed at least marked improvements (6.4% showed complete clearing). After 8 weeks of twice daily Calcipotriene Ointment, 70.0% of patients showed at least marked improvement (11.3% showed complete clearing).

Subtracting percentages of patients using placebo (vehicle only) from percentages of patients using Calcipotriene Ointment who had at least marked improvements after 8 weeks yields 39.9% for once daily and 49.6% for twice daily. This adjustment for placebo effect indicates that what might appear to be differences between once and twice daily use may reflect differences in the studies independent from the frequency of dosing. Although there was a numerical difference in comparison across studies, twice daily dosing has not been shown to be superior in efficacy to once daily dosing.

Over 400 patients have been treated in open label clinical studies of Calcipotriene Ointment for periods of up to one year. In half of these studies, patients who previously had not responded well to Calcipotriene Ointment were excluded. The adverse events in these extended studies included skin irritation in approximately 25% of patients and worsening of psoriasis in approximately 10% of patients. In one of these open label studies, half of the patients no longer required Calcipotriene Ointment by 16 weeks of treatment, because of satisfactory therapeutic results.

INDICATIONS AND USAGE

Calcipotriene Ointment, 0.005%, is indicated for the treatment of plaque psoriasis in adults. The safety and effectiveness of topical calcipotriene in dermatoses other than psoriasis have not been established.

CONTRAINDICATIONS

Calcipotriene Ointment is contraindicated in those patients with a history of hypersensitivity to any of the components of the preparation. It should not be used by patients with demonstrated hypercalcemia or evidence of vitamin D toxicity. Calcipotriene Ointment should not be used on the face.

WARNINGS

Contact dermatitis, including allergic contact dermatitis, has been observed with the use of Calcipotriene Ointment.

PRECAUTIONS

General

Use of Calcipotriene Ointment may cause irritation of lesions and surrounding uninvolved skin. If irritation develops, Calcipotriene Ointment should be discontinued.

For external use only. Keep out of the reach of children. Always wash hands thoroughly after use.

Transient, rapidly reversible elevation of serum calcium has occurred with use of Calcipotriene Ointment. If elevation in serum calcium outside the normal range should occur, discontinue treatment until normal calcium levels are restored.

Information for Patients

Patients using Calcipotriene Ointment should receive the following information and instructions:

1. This medication is to be used as directed by the physician. It is for external use only. Avoid contact with the face or eyes. As with any topical medication, patients should wash hands after application.

2. This medication should not be used for any disorder other than that for which it was prescribed.
3. Patients should report to their physician any signs of local adverse reactions.
4. Patients that apply Calcipotriene Ointment to exposed portions of the body should avoid excessive exposure to either natural or artificial sunlight (including tanning booths, sun lamps, etc.).

Carcinogenesis, Mutagenesis, Impairment of Fertility

When calcipotriene was applied topically to mice for up to 24 months at dosages of 3, 10 and 30 $\mu\text{g}/\text{kg}/\text{day}$ (corresponding to 9, 30 and 90 $\mu\text{g}/\text{m}^2/\text{day}$), no significant changes in tumor incidence were observed when compared to control. In a study in which albino hairless mice were exposed to both UVR and topically applied calcipotriene, a reduction in the time required for UVR to induce the formation of skin tumors was observed (statistically significant in males only), suggesting that calcipotriene may enhance the effect of UVR to induce skin tumors. Patients that apply Calcipotriene Ointment to exposed portions of the body should avoid excessive exposure to either natural or artificial sunlight (including tanning booths, sun lamps, etc.). Physicians may wish to avoid use of phototherapy in patients that use Calcipotriene Ointment.

Calcipotriene did not elicit any mutagenic effects in an Ames mutagenicity assay, a mouse lymphoma TK locus assay, a human lymphocyte chromosome aberration assay, or in a micronucleus assay conducted in mice.

Studies in rats at doses up to 54 $\mu\text{g}/\text{kg}/\text{day}$ (324 $\mu\text{g}/\text{m}^2/\text{day}$) of calcipotriene indicated no impairment of fertility or general reproductive performance.

Pregnancy

Teratogenic Effects

Studies of teratogenicity were done by the oral route where bioavailability is expected to be approximately 40-60% of the administered dose. In rabbits, increased maternal and fetal toxicity were noted at a dosage of 12 $\mu\text{g}/\text{kg}/\text{day}$ (132 $\mu\text{g}/\text{m}^2/\text{day}$); a dosage of 36 $\mu\text{g}/\text{kg}/\text{day}$ (396 $\mu\text{g}/\text{m}^2/\text{day}$) resulted in a significant increase in the incidence of incomplete ossification of the pubic bones and forelimb phalanges of fetuses. In a rat study, a dosage of 54 $\mu\text{g}/\text{kg}/\text{day}$ (318 $\mu\text{g}/\text{m}^2/\text{day}$) resulted in a significantly increased incidence of skeletal abnormalities (enlarged fontanelles and extra ribs). The enlarged fontanelles are most likely due to calcipotriene's effect upon calcium metabolism. The estimated maternal and fetal no-effect exposure levels in the rat (43.2 $\mu\text{g}/\text{m}^2/\text{day}$) and rabbit (17.6 $\mu\text{g}/\text{m}^2/\text{day}$) studies are approximately equal to the expected human systemic exposure level (18.5 $\mu\text{g}/\text{m}^2/\text{day}$) from dermal application. There are no adequate and well-controlled studies in pregnant women. Therefore, Calcipotriene Ointment should be used during pregnancy only if the potential benefit justifies the potential risk to the fetus.

Nursing Mothers

It is not known whether calcipotriene is excreted in human milk. Because many drugs are excreted in human milk, caution should be exercised when Calcipotriene Ointment, 0.005% is administered to a nursing woman.

Pediatric Use

Safety and effectiveness of Calcipotriene Ointment in pediatric patients have not been established. Because of a higher ratio of skin surface area to body mass, pediatric patients are at greater risk than adults of systemic adverse effects when they are treated with topical medication.

Geriatric Use

Of the total number of patients in clinical studies of calcipotriene ointment, approximately 12% were 65 or older, while approximately 4% were 75 and over. The results of an analysis of severity of skin-related adverse events showed a statistically significant difference for subjects over 65 years (more

severe) compared to those under 65 years (less severe).

ADVERSE REACTIONS

Clinical Trials Experience

In controlled clinical trials, the most frequent adverse reactions reported for Calcipotriene Ointment were burning, itching and skin irritation, which occurred in approximately 10-15% of patients.

Erythema, dry skin, peeling, rash, dermatitis, worsening of psoriasis including development of facial/scalp psoriasis were reported in 1 to 10% of patients. Other experiences reported in less than 1% of patients included skin atrophy, hyperpigmentation, hypercalcemia, and folliculitis. Once daily dosing has not been shown to be superior in safety to twice daily dosing.

Postmarketing Experience

Because these reactions are reported voluntarily from a population of uncertain size, it is not always possible to reliably estimate their frequency or establish a causal relationship to drug exposure.

The following adverse reactions associated with the use of Calcipotriene Ointment have been identified post-approval: contact dermatitis, including allergic contact dermatitis.

OVERDOSAGE

Topically applied Calcipotriene Ointment can be absorbed in sufficient amounts to produce systemic effects. Elevated serum calcium has been observed with excessive use of Calcipotriene Ointment.

DOSAGE AND ADMINISTRATION

Apply a thin layer of Calcipotriene Ointment once or twice daily and rub in gently and completely.

HOW SUPPLIED

Calcipotriene Ointment, 0.005% is available in:

60 gram aluminum tubes **NDC 66993-878-61**

120 gram aluminum tubes **NDC 66993-878-78**

STORAGE

Store at controlled room temperature 15°C-25°C (59°F-77°F). Do not freeze.

Manufactured for:

Prasco Laboratories

Mason, OH 45040 USA

Manufactured by:

LEO Laboratories Ltd., Dublin 12,

Ireland

To report SUSPECTED ADVERSE REACTIONS, contact LEO Pharma Inc. at 1-877-494-4536 or FDA at 1-800-FDA-1088 or www.fda.gov/medwatch.

Revised 07/2018

PRINCIPAL DISPLAY PANEL FOR CALCIPOTRIENE OINTMENT 0.005% 60G

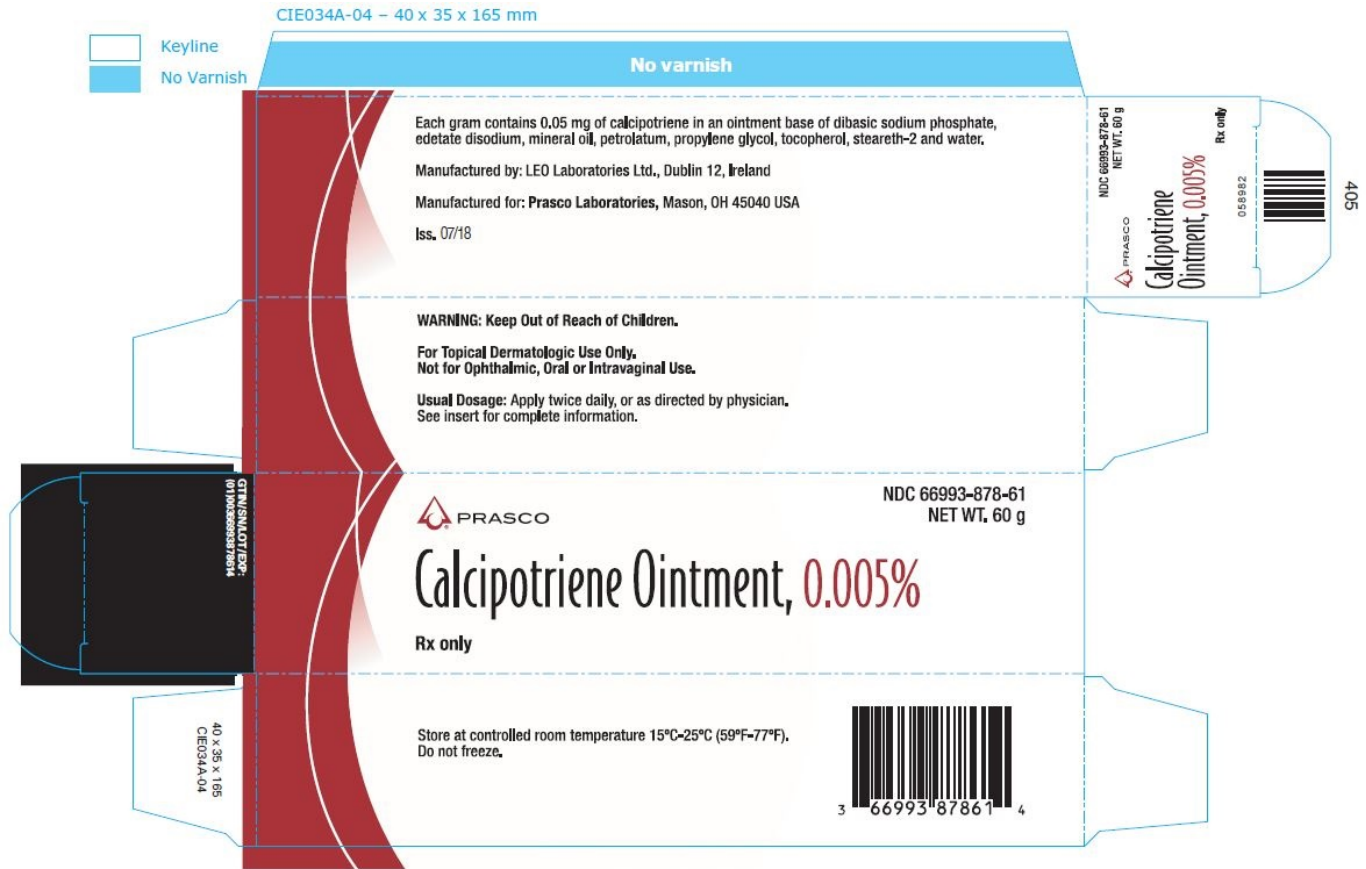
PRASCO

NDC 66993-878-61

NET WT. 60 g

Calcipotriene Ointment, 0.005%

Rx only



PRINCIPAL DISPLAY PANEL FOR CALCIPOTRIENE OINTMENT 0.005% 120G

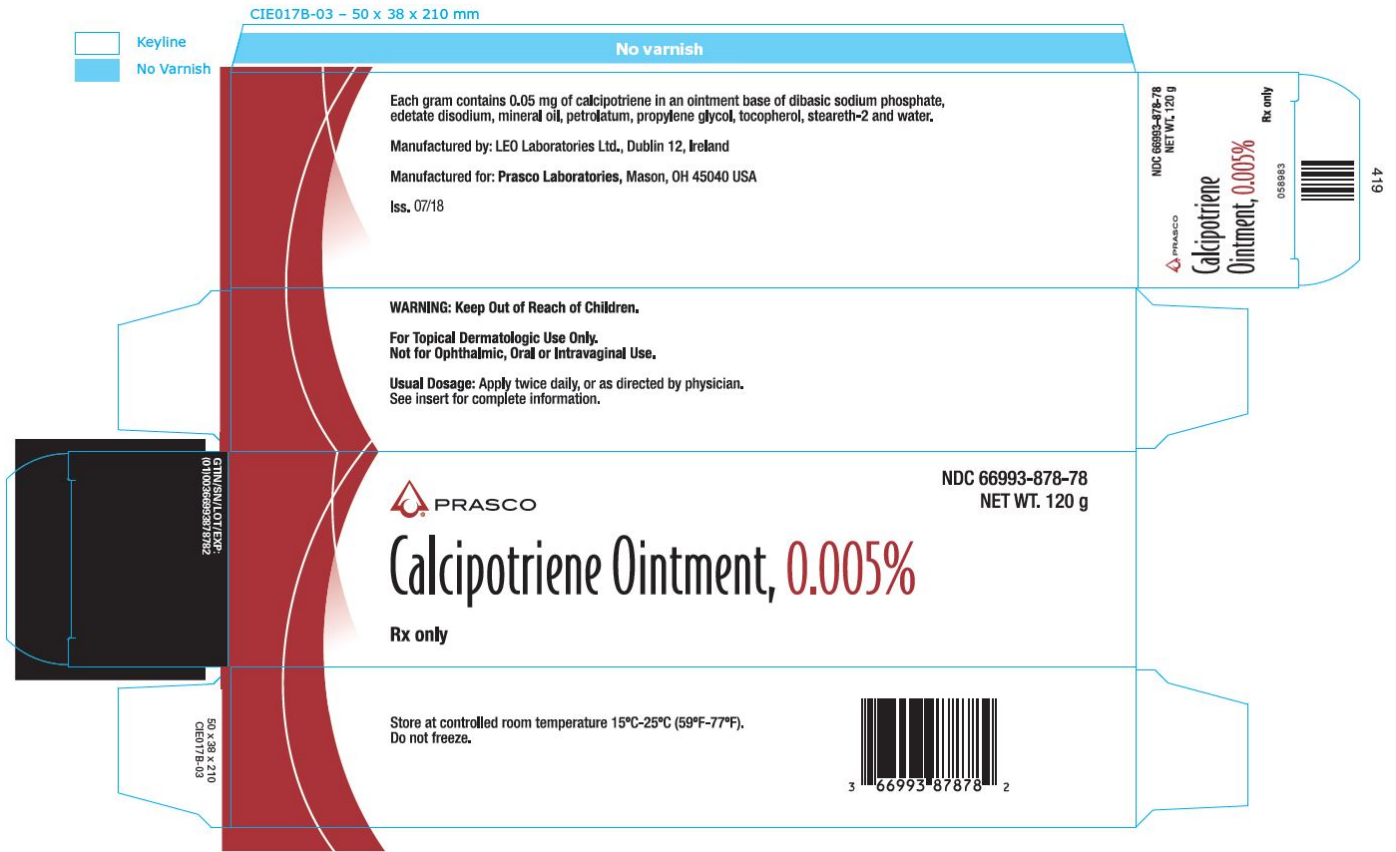
PRASCO

NDC 66993-878-78

NET WT. 120 g

Calcipotriene Ointment, 0.005%

Rx only



CALCIPOTRIENE

calcipotriene ointment

Product Information

Product Type	HUMAN PRESCRIPTION DRUG	Item Code (Source)	NDC:66993-878
Route of Administration	TOPICAL		

Active Ingredient/Active Moiety

Ingredient Name	Basis of Strength	Strength
CALCIPO TRIENE (UNII: 143NQ3779B) (CALCIPOTRIENE - UNII:143NQ3779B)	CALCIPOTRIENE	50 ug in 1 g

Inactive Ingredients

Ingredient Name	Strength
SODIUM PHOSPHATE, DIBASIC (UNII: GR686LBA74)	
EDETATE DISODIUM (UNII: 7FLD91C86K)	
MINERAL OIL (UNII: T5L8T28FGP)	
PETROLATUM (UNII: 4T6H12BN9U)	
PROPYLENE GLYCOL (UNII: 6DC9Q167V3)	
ALPHA-TOCOPHEROL (UNII: H4N855PNZ1)	
STEARETH-2 (UNII: V56DFE46J5)	
WATER (UNII: 059QF0KO0R)	

Packaging

#	Item Code	Package Description	Marketing Start Date	Marketing End Date
1	NDC:66993-878-61	100 in 1 CASE	07/01/2013	
1		1 in 1 CARTON		
1		60 g in 1 TUBE; Type 0: Not a Combination Product		
2	NDC:66993-878-78	50 in 1 CASE	07/01/2013	
2		1 in 1 CARTON		
2		120 g in 1 TUBE; Type 0: Not a Combination Product		

Marketing Information

Marketing Category	Application Number or Monograph Citation	Marketing Start Date	Marketing End Date
NDA authorized generic	NDA020273	07/01/2013	

Labeler - Prasco Laboratories (065969375)**Establishment**

Name	Address	ID/FEI	Business Operations
LEO Laboratories Ltd.		219532322	manufacture(66993-878)

Revised: 4/2019

Prasco Laboratories