

# CYCLOPHOSPHAMIDE- cyclophosphamide injection, powder, for solution NorthStar RxLLC

## HIGHLIGHTS OF PRESCRIBING INFORMATION

These highlights do not include all the information needed to use CYCLOPHOSPHAMIDE FOR INJECTION safely and effectively. See full prescribing information for CYCLOPHOSPHAMIDE FOR INJECTION.

**CYCLOPHOSPHAMIDE for injection, for intravenous use**  
Initial U.S. Approval: 1959

## INDICATIONS AND USAGE

Cyclophosphamide for injection is an alkylating drug indicated for treatment of:

- **Malignant Diseases:** malignant lymphomas: Hodgkin's disease, lymphocytic lymphoma, mixed-cell type lymphoma, histiocytic lymphoma, Burkitt's lymphoma; multiple myeloma, leukemias, mycosis fungoides, neuroblastoma, adenocarcinoma of ovary, retinoblastoma, breast carcinoma. (1.1)
- **Minimal Change Nephrotic Syndrome in Pediatric Patients:** biopsy proven minimal change nephrotic syndrome patients who failed to adequately respond to or are unable to tolerate adrenocorticosteroid therapy. (1.2)

### Limitations of Use:

The safety and effectiveness for the treatment of nephrotic syndrome in adults or other renal disease has not been established.

## DOSAGE AND ADMINISTRATION

### **Malignant Diseases: Adult and Pediatric Patients** (2.1)

- Intravenous: Initial course for patients with no hematologic deficiency: 40 mg per kg to 50 mg per kg in divided doses over 2 to 5 days. Other regimens include 10 mg per kg to 15 mg per kg given every 7 to 10 days or 3 mg per kg to 5 mg per kg twice weekly.
- Oral: Usually 1 mg per kg per day to 5 mg per kg per day for both initial and maintenance dosing.

### **Minimal Change Nephrotic Syndrome in Pediatric Patients** (2.2)

- Recommended oral dose: 2 mg per kg daily for 8 to 12 weeks (maximum cumulative dose 168 mg per kg). Treatment beyond 90 days increases the probability of sterility in males.

## DOSAGE FORMS AND STRENGTHS

- Injection, sterile white powder: 500 mg, 1 g, and 2 g (3)

## CONTRAINDICATIONS

- Hypersensitivity to cyclophosphamide (4)
- Urinary outflow obstruction (4)

## WARNINGS AND PRECAUTIONS

- Myelosuppression, Immunosuppression, Bone Marrow Failure and Infections - Severe immunosuppression may lead to serious and sometimes fatal infections. Close hematological monitoring is required. (5.1)
- Urinary Tract and Renal Toxicity - Hemorrhagic cystitis, pyelitis, ureteritis, and hematuria can occur. Exclude or correct any urinary tract obstructions prior to treatment. (5.2)
- Cardiotoxicity - Myocarditis, myopericarditis, pericardial effusion, arrhythmias and congestive heart failure, which may be fatal, have been reported. Monitor patients, especially those with risk factors for cardiotoxicity or pre-existing cardiac disease. (5.3)
- Pulmonary Toxicity - Pneumonitis, pulmonary fibrosis and pulmonary veno-occlusive disease leading to respiratory failure may occur. Monitor patients for signs and symptoms of pulmonary toxicity. (5.4)
- Secondary malignancies. (5.5)
- Veno-occlusive Liver Disease - Fatal outcome can occur. (5.6)
- Embryo-Fetal Toxicity - Can cause fetal harm. Advise female patients of reproductive potential to avoid pregnancy. (5.7, 8.1, 8.6)

## ADVERSE REACTIONS

Adverse reactions reported most often include neutropenia, febrile neutropenia, fever, alopecia, nausea, vomiting, and diarrhea. (6.1)

To report SUSPECTED ADVERSE REACTIONS, contact Northstar Rx LLC at 1-800-206-7821 or FDA at 1-800-FDA-1088 or [www.fda.gov/medwatch](http://www.fda.gov/medwatch).

## USE IN SPECIFIC POPULATIONS

- Nursing Mothers: Discontinue drug or nursing. (8.3)
- Females and males of reproductive potential: Counsel patients on pregnancy prevention and planning. (8.6)
- Renal Patients: Monitor for toxicity in patients with moderate and severe renal impairment. (8.7, 12.3)

See 17 for PATIENT COUNSELING INFORMATION.

Revised: 10/2023

---

## FULL PRESCRIBING INFORMATION: CONTENTS\*

### 1 INDICATIONS AND USAGE

- 1.1 Malignant Diseases
- 1.2 Minimal Change Nephrotic Syndrome in Pediatric Patients

### 2 DOSAGE AND ADMINISTRATION

- 2.1 Dosing for Malignant Diseases
- 2.2 Dosing for Minimal Change Nephrotic Syndrome in Pediatric Patients
- 2.3 Preparation, Handling and Administration

### 3 DOSAGE FORMS AND STRENGTHS

### 4 CONTRAINDICATIONS

### 5 WARNINGS AND PRECAUTIONS

- 5.1 Myelosuppression, Immunosuppression, Bone Marrow Failure and Infections
- 5.2 Urinary Tract and Renal Toxicity
- 5.3 Cardiotoxicity
- 5.4 Pulmonary Toxicity
- 5.5 Secondary Malignancies
- 5.6 Venous-occlusive Liver Disease
- 5.7 Embryo-Fetal Toxicity
- 5.8 Infertility
- 5.9 Impairment of Wound Healing
- 5.10 Hyponatremia

### 6 ADVERSE REACTIONS

- 6.1 Common Adverse Reactions
- 6.2 Post-marketing Experience

### 7 DRUG INTERACTIONS

### 8 USE IN SPECIFIC POPULATIONS

- 8.1 Pregnancy
- 8.3 Nursing Mothers
- 8.4 Pediatric Use
- 8.5 Geriatric Use
- 8.6 Females and Males of Reproductive Potential
- 8.7 Use in Patients with Renal Impairment
- 8.8 Use in Patients with Hepatic Impairment

### 10 OVERDOSAGE

## **11 DESCRIPTION**

## **12 CLINICAL PHARMACOLOGY**

12.1 Mechanism of Action

12.2 Pharmacodynamics

12.3 Pharmacokinetics

## **13 NONCLINICAL TOXICOLOGY**

13.1 Carcinogenesis, Mutagenesis, Impairment of Fertility

## **15 REFERENCES**

## **16 HOW SUPPLIED/STORAGE AND HANDLING**

## **17 PATIENT COUNSELING INFORMATION**

\* Sections or subsections omitted from the full prescribing information are not listed.

---

## **FULL PRESCRIBING INFORMATION**

### **1 INDICATIONS AND USAGE**

#### **1.1 Malignant Diseases**

Cyclophosphamide for injection is indicated for the treatment of:

- malignant lymphomas (Stages III and IV of the Ann Arbor staging system), Hodgkin's disease, lymphocytic lymphoma (nodular or diffuse), mixed-cell type lymphoma, histiocytic lymphoma, Burkitt's lymphoma
- multiple myeloma
- leukemias: Chronic lymphocytic leukemia, chronic granulocytic leukemia (it is usually ineffective in acute blastic crisis), acute myelogenous and monocytic leukemia, acute lymphoblastic (stem-cell) leukemia (cyclophosphamide for injection given during remission is effective in prolonging its duration)
- mycosis fungoides (advanced disease)
- neuroblastoma (disseminated disease)
- adenocarcinoma of the ovary
- retinoblastoma
- carcinoma of the breast

Cyclophosphamide for injection, although effective alone in susceptible malignancies, is more frequently used concurrently or sequentially with other antineoplastic drugs.

#### **1.2 Minimal Change Nephrotic Syndrome in Pediatric Patients**

Cyclophosphamide for injection is indicated for the treatment of biopsy proven minimal change nephrotic syndrome in pediatric patients who failed to adequately respond to or are unable to tolerate adrenocorticosteroid therapy.

#### Limitations of Use:

The safety and effectiveness for the treatment of nephrotic syndrome in adults or other renal disease has not been established.

## **2 DOSAGE AND ADMINISTRATION**

During or immediately after the administration, adequate amounts of fluid should be ingested or infused to force diuresis in order to reduce the risk of urinary tract toxicity. Therefore, cyclophosphamide for injection should be administered in the morning.

### **2.1 Dosing for Malignant Diseases**

*Adults and Pediatric Patients*

#### Intravenous

When used as the only oncolytic drug therapy, the initial course of cyclophosphamide for injection for patients with no hematologic deficiency usually consists of 40 mg per kg to 50 mg per kg given intravenously in divided doses over a period of 2 to 5 days. Other intravenous regimens include 10 mg per kg to 15 mg per kg given every 7 to 10 days or 3 mg per kg to 5 mg per kg twice weekly.

#### Oral

Oral cyclophosphamide dosing is usually in the range of 1 mg per kg per day to 5 mg per kg per day for both initial and maintenance dosing.

Many other regimens of intravenous and oral cyclophosphamide have been reported. Dosages must be adjusted in accord with evidence of antitumor activity and/or leukopenia. The total leukocyte count is a good, objective guide for regulating dosage.

When cyclophosphamide for injection is included in combined cytotoxic regimens, it may be necessary to reduce the dose of cyclophosphamide for injection as well as that of the other drugs.

### **2.2 Dosing for Minimal Change Nephrotic Syndrome in Pediatric Patients**

An oral dose of 2 mg per kg daily for 8 to 12 weeks (maximum cumulative dose 168 mg per kg) is recommended. Treatment beyond 90 days increases the probability of sterility in males [*see Use in Specific Populations (8.4)*].

### **2.3 Preparation, Handling and Administration**

Handle and dispose of cyclophosphamide for injection in a manner consistent with other cytotoxic drugs.<sup>1</sup> Caution should be exercised when handling and preparing cyclophosphamide for injection. To minimize the risk of dermal exposure, always wear gloves when handling vials containing cyclophosphamide for injection.

#### **Cyclophosphamide for Injection**

*Intravenous Administration*

Parenteral drug products should be inspected visually for particulate matter and discoloration prior to administration, whenever solution and container permit. Do not use cyclophosphamide for injection vials if there are signs of melting. Melted cyclophosphamide for injection is a clear or yellowish viscous liquid usually found as a connected phase or in droplets in the affected vials.

Cyclophosphamide for injection does not contain any antimicrobial preservative and thus care must be taken to assure the sterility of prepared solutions. Use aseptic technique.

### *For Direct Intravenous Injection*

Reconstitute Cyclophosphamide for Injection with 0.9% Sodium Chloride Injection, USP only, using the volumes listed below in Table 1. Add the diluent to the vial and shake the vial vigorously to dissolve the drug completely. Do not use Sterile Water for Injection, USP because it results in a hypotonic solution and should not be injected directly.

**Table 1: Reconstitution for Direct Intravenous Injection**

<b>Strength</b>	<b>Volume of 0.9% Sodium Chloride</b>	<b>Cyclophosphamide for Injection Concentration</b>
500 mg	25 mL	20 mg per mL
1 g	50 mL	
2 g	100 mL	

### *For Intravenous Infusion*

Reconstitution of Cyclophosphamide for Injection:

Reconstitute Cyclophosphamide for Injection using 0.9% Sodium Chloride Injection, USP or Sterile Water for Injection, USP with the volume of diluent listed below in Table 2. Add the diluent to the vial and shake the vial vigorously to dissolve the drug completely.

**Table 2: Reconstitution in preparation for Intravenous Infusion**

<b>Strength</b>	<b>Volume of Diluent</b>	<b>Cyclophosphamide for Injection Concentration</b>
500 mg	25 mL	20 mg per mL
1 g	50 mL	
2 g	100 mL	

Dilution of Reconstituted Cyclophosphamide for Injection:

Further dilute the reconstituted cyclophosphamide for injection solution to a minimum concentration of 2 mg per mL with any of the following diluents:

- 5% Dextrose Injection, USP
- 5% Dextrose and 0.9% Sodium Chloride Injection, USP
- 0.45% Sodium Chloride Injection, USP

To reduce the likelihood of adverse reactions that appear to be administration rate-dependent (e.g., facial swelling, headache, nasal congestion, scalp burning), cyclophosphamide for injection should be injected or infused very slowly. Duration of the infusion also should be appropriate for the volume and type of carrier fluid to be infused.

*Storage of Reconstituted and Diluted Cyclophosphamide for Injection Solution:*

If not used immediately, for microbiological integrity, cyclophosphamide for injection solutions should be stored as described in Table 3.

**Table 3: Storage of Cyclophosphamide for Injection Solutions**

---

Diluent	Storage	
	Room Temperature	Refrigerated
<b>Reconstituted Solution (Without Further Dilution)</b>		
0.9% Sodium Chloride Injection, USP	up to 24 hrs	Up to 6 days
Sterile Water for Injection, USP	Do not store; use immediately	
<b>Diluted Solutions*</b>		
0.45% Sodium Chloride Injection, USP	up to 24 hrs	up to 6 days
5% Dextrose Injection, USP	up to 24 hrs	up to 36 hrs
5% Dextrose and 0.9% Sodium Chloride Injection, USP	up to 24 hrs	up to 36 hrs
* Storage time is the total time cyclophosphamide for injection is in solution including the time it is reconstituted in 0.9% Sterile Sodium Chloride Injection, USP or Sterile Water for Injection, USP.		

#### *Use of Reconstituted Solution for Oral Administration*

Liquid preparations of cyclophosphamide for oral administration may be prepared by dissolving cyclophosphamide for injection in Aromatic Elixir, National Formulary (NF). Such preparations should be stored under refrigeration in glass containers and used within 14 days.

### **3 DOSAGE FORMS AND STRENGTHS**

Cyclophosphamide for injection, USP is a sterile white powder available in

- 500 mg
- 1 g
- 2 g

## 4 CONTRAINDICATIONS

- Hypersensitivity

Cyclophosphamide is contraindicated in patients who have a history of severe hypersensitivity reactions to it, any of its metabolites, or to other components of the product. Anaphylactic reactions including death have been reported with cyclophosphamide. Possible cross-sensitivity with other alkylating agents can occur.

- Urinary Outflow Obstruction

Cyclophosphamide is contraindicated in patients with urinary outflow obstruction [see *Warnings and Precautions (5.2)*].

## 5 WARNINGS AND PRECAUTIONS

### 5.1 Myelosuppression, Immunosuppression, Bone Marrow Failure and Infections

Cyclophosphamide can cause myelosuppression (leukopenia, neutropenia, thrombocytopenia and anemia), bone marrow failure, and severe immunosuppression which may lead to serious and sometimes fatal infections, including sepsis and septic shock. Latent infections can be reactivated [see *Adverse Reactions (6.2)*].

Antimicrobial prophylaxis may be indicated in certain cases of neutropenia at the discretion of the managing physician. In case of neutropenic fever, antibiotic therapy is indicated. Antimycotics and/or antivirals may also be indicated.

Monitoring of complete blood counts is essential during cyclophosphamide treatment so that the dose can be adjusted, if needed. Cyclophosphamide should not be administered to patients with neutrophils  $\leq 1,500/\text{mm}^3$  and platelets  $< 50,000/\text{mm}^3$ .

Cyclophosphamide treatment may not be indicated, or should be interrupted, or the dose reduced, in patients who have or who develop a serious infection. G-CSF may be administered to reduce the risks of neutropenia complications associated with cyclophosphamide use. Primary and secondary prophylaxis with G-CSF should be considered in all patients considered to be at increased risk for neutropenia complications. The nadirs of the reduction in leukocyte count and thrombocyte count are usually reached in weeks 1 and 2 of treatment. Peripheral blood cell counts are expected to normalize after approximately 20 days. Bone marrow failure has been reported. Severe myelosuppression may be expected particularly in patients pretreated with and/or receiving concomitant chemotherapy and/or radiation therapy.

### 5.2 Urinary Tract and Renal Toxicity

Hemorrhagic cystitis, pyelitis, ureteritis, and hematuria have been reported with cyclophosphamide. Medical and/or surgical supportive treatment may be required to treat protracted cases of severe hemorrhagic cystitis. Discontinue cyclophosphamide therapy in case of severe hemorrhagic cystitis. Urotoxicity (bladder ulceration, necrosis, fibrosis, contracture and secondary cancer) may require interruption of cyclophosphamide treatment or cystectomy. Urotoxicity can be fatal. Urotoxicity can

occur with short-term or long-term use of cyclophosphamide.

Before starting treatment, exclude or correct any urinary tract obstructions [see *Contraindications (4)*]. Urinary sediment should be checked regularly for the presence of erythrocytes and other signs of urotoxicity and/or nephrotoxicity. Cyclophosphamide should be used with caution, if at all, in patients with active urinary tract infections. Aggressive hydration with forced diuresis and frequent bladder emptying can reduce the frequency and severity of bladder toxicity. Mesna has been used to prevent severe bladder toxicity.

### **5.3 Cardiotoxicity**

Myocarditis, myopericarditis, pericardial effusion including cardiac tamponade, and congestive heart failure, which may be fatal, have been reported with cyclophosphamide therapy.

Supraventricular arrhythmias (including atrial fibrillation and flutter) and ventricular arrhythmias (including severe QT prolongation associated with ventricular tachyarrhythmia) have been reported after treatment with regimens that included cyclophosphamide.

The risk of cardiotoxicity may be increased with high doses of cyclophosphamide, in patients with advanced age, and in patients with previous radiation treatment to the cardiac region and/or previous or concomitant treatment with other cardiotoxic agents.

Particular caution is necessary in patients with risk factors for cardiotoxicity and in patients with pre-existing cardiac disease.

Monitor patients with risk factors for cardiotoxicity and with pre-existing cardiac disease.

### **5.4 Pulmonary Toxicity**

Pneumonitis, pulmonary fibrosis, pulmonary veno-occlusive disease and other forms of pulmonary toxicity leading to respiratory failure have been reported during and following treatment with cyclophosphamide. Late onset pneumonitis (greater than 6 months after start of cyclophosphamide) appears to be associated with increased mortality. Pneumonitis may develop years after treatment with cyclophosphamide.

Monitor patients for signs and symptoms of pulmonary toxicity.

### **5.5 Secondary Malignancies**

Cyclophosphamide is genotoxic [see *Nonclinical Toxicology (13.1)*]. Secondary malignancies (urinary tract cancer, myelodysplasia, acute leukemias, lymphomas, thyroid cancer, and sarcomas) have been reported in patients treated with cyclophosphamide-containing regimens. The risk of bladder cancer may be reduced by prevention of hemorrhagic cystitis.

### **5.6 Veno-occlusive Liver Disease**

Veno-occlusive liver disease (VOD) including fatal outcome has been reported in patients receiving cyclophosphamide-containing regimens. A cytoreductive regimen in preparation for bone marrow transplantation that consists of cyclophosphamide in combination with whole-body irradiation, busulfan, or other agents has been identified as a major risk factor. VOD has also been reported to develop gradually in patients

receiving long-term low-dose immunosuppressive doses of cyclophosphamide. Other risk factors predisposing to the development of VOD include preexisting disturbances of hepatic function, previous radiation therapy of the abdomen, and a low performance status.

### **5.7 Embryo-Fetal Toxicity**

Cyclophosphamide can cause fetal harm when administered to a pregnant woman [see *Use in Specific Populations (8.1)*]. Exposure to cyclophosphamide during pregnancy may cause birth defects, miscarriage, fetal growth retardation, and fetotoxic effects in the newborn. Cyclophosphamide is teratogenic and embryo-fetal toxic in mice, rats, rabbits and monkeys.

Advise female patients of reproductive potential to avoid becoming pregnant and to use highly effective contraception during treatment and for up to 1 year after completion of therapy [see *Use in Specific Populations (8.6)*].

### **5.8 Infertility**

Male and female reproductive function and fertility may be impaired in patients being treated with cyclophosphamide. Cyclophosphamide interferes with oogenesis and spermatogenesis. It may cause sterility in both sexes. Development of sterility appears to depend on the dose of cyclophosphamide, duration of therapy, and the state of gonadal function at the time of treatment. Cyclophosphamide-induced sterility may be irreversible in some patients. Advise patients on the potential risks for infertility [see *Use in Specific Populations (8.4 and 8.6)*].

### **5.9 Impairment of Wound Healing**

Cyclophosphamide may interfere with normal wound healing.

### **5.10 Hyponatremia**

Hyponatremia associated with increased total body water, acute water intoxication, and a syndrome resembling SIADH (syndrome of inappropriate secretion of antidiuretic hormone), which may be fatal, has been reported.

## **6 ADVERSE REACTIONS**

The following adverse reactions are discussed in more detail in other sections of the labeling.

- Hypersensitivity [see *Contraindications (4)*]
- Myelosuppression, Immunosuppression, Bone Marrow Failure, and Infections [see *Warnings and Precautions (5.1)*]
- Urinary Tract and Renal Toxicity [see *Warnings and Precautions (5.2)*]
- Cardiotoxicity [see *Warnings and Precautions (5.3)*]
- Pulmonary Toxicity [see *Warnings and Precautions (5.4)*]
- Secondary Malignancies [see *Warnings and Precautions (5.5)*]
- Veno-occlusive Liver Disease [see *Warnings and Precautions (5.6)*]
- Embryo-Fetal Toxicity [see *Warnings and Precautions (5.7)*]
- Reproductive System Toxicity [see *Warnings and Precautions (5.8)* and *Use in Specific Populations (8.4 and 8.6)*]

- Impaired Wound Healing [see Warnings and Precautions (5.9)]
- Hyponatremia [see Warnings and Precautions (5.10)]

## 6.1 Common Adverse Reactions

### *Hematopoietic system:*

Neutropenia occurs in patients treated with cyclophosphamide. The degree of neutropenia is particularly important because it correlates with a reduction in resistance to infections. Fever without documented infection has been reported in neutropenic patients.

### *Gastrointestinal system:*

Nausea and vomiting occur with cyclophosphamide therapy. Anorexia and, less frequently, abdominal discomfort or pain and diarrhea may occur. There are isolated reports of hemorrhagic colitis, oral mucosal ulceration and jaundice occurring during therapy.

### *Skin and its structures:*

Alopecia occurs in patients treated with cyclophosphamide. Skin rash occurs occasionally in patients receiving the drug. Pigmentation of the skin and changes in nails can occur.

## 6.2 Post-marketing Experience

The following adverse reactions have been identified from clinical trials or post-marketing surveillance. Because they are reported from a population from unknown size, precise estimates of frequency cannot be made.

*Cardiac:* cardiac arrest, ventricular fibrillation, ventricular tachycardia, cardiogenic shock, pericardial effusion (progressing to cardiac tamponade), myocardial hemorrhage, myocardial infarction, cardiac failure (including fatal outcomes), cardiomyopathy, myocarditis, pericarditis, carditis, atrial fibrillation, supraventricular arrhythmia, ventricular arrhythmia, bradycardia, tachycardia, palpitations, QT prolongation.

*Congenital, Familial and Genetic:* intra-uterine death, fetal malformation, fetal growth retardation, fetal toxicity (including myelosuppression, gastroenteritis).

*Ear and Labyrinth:* deafness, hearing impaired, tinnitus.

*Endocrine:* water intoxication.

*Eye:* visual impairment, conjunctivitis, lacrimation.

*Gastrointestinal:* gastrointestinal hemorrhage, acute pancreatitis, colitis, enteritis, cecitis, stomatitis, constipation, parotid gland inflammation.

*General Disorders and Administrative Site Conditions:* multiorgan failure, general physical deterioration, influenza-like illness, injection/infusion site reactions (thrombosis, necrosis, phlebitis, inflammation, pain, swelling, erythema), pyrexia, edema, chest pain, mucosal inflammation, asthenia, pain, chills, fatigue, malaise, headache.

*Hematologic:* myelosuppression, bone marrow failure, disseminated intravascular coagulation and hemolytic uremic syndrome (with thrombotic microangiopathy).

*Hepatic:* veno-occlusive liver disease, cholestatic hepatitis, cytolytic hepatitis, hepatitis, cholestasis; hepatotoxicity with hepatic failure, hepatic encephalopathy, ascites, hepatomegaly, blood bilirubin increased, hepatic function abnormal, hepatic enzymes increased.

*Immune:* immunosuppression, anaphylactic shock and hypersensitivity reaction.

*Infections:* The following manifestations have been associated with myelosuppression and immunosuppression caused by cyclophosphamide: increased risk for and severity of pneumonias (including fatal outcomes), other bacterial, fungal, viral, protozoal and parasitic infections; reactivation of latent infections, (including viral hepatitis, tuberculosis), *Pneumocystis jiroveci*, herpes zoster, *Strongyloides*, sepsis and septic shock.

*Investigations:* blood lactate dehydrogenase increased, C-reactive protein increased.

*Metabolism and Nutrition:* hyponatremia, fluid retention, blood glucose increased, blood glucose decreased.

*Musculoskeletal and Connective Tissue:* rhabdomyolysis, scleroderma, muscle spasms, myalgia, arthralgia.

*Neoplasms:* acute leukemia, myelodysplastic syndrome, lymphoma, sarcomas, renal cell carcinoma, renal pelvis cancer, bladder cancer, ureteric cancer, thyroid cancer.

*Nervous System:* encephalopathy, convulsion, dizziness, neurotoxicity has been reported and manifested as reversible posterior leukoencephalopathy syndrome, myelopathy, peripheral neuropathy, polyneuropathy, neuralgia, dysesthesia, hypoesthesia, paresthesia, tremor, dysgeusia, hypogeusia, parosmia.

*Pregnancy:* premature labor.

*Psychiatric:* confusional state.

*Renal and Urinary:* renal failure, renal tubular disorder, renal impairment, nephropathy toxic, hemorrhagic cystitis, bladder necrosis, cystitis ulcerative, bladder contracture, hematuria, nephrogenic diabetes insipidus, atypical urinary bladder epithelial cells.

*Reproductive System:* infertility, ovarian failure, ovarian disorder, amenorrhea, oligomenorrhea, testicular atrophy, azoospermia, oligospermia.

*Respiratory:* pulmonary veno-occlusive disease, acute respiratory distress syndrome, interstitial lung disease as manifested by respiratory failure (including fatal outcomes), obliterative bronchiolitis, organizing pneumonia, alveolitis allergic, pneumonitis, pulmonary hemorrhage; respiratory distress, pulmonary hypertension, pulmonary edema, pleural effusion, bronchospasm, dyspnea, hypoxia, cough, nasal congestion, nasal discomfort, oropharyngeal pain, rhinorrhea.

*Skin and Subcutaneous Tissue:* toxic epidermal necrolysis, Stevens-Johnson syndrome, erythema multiforme, palmar-plantar erythrodysesthesia syndrome, radiation recall dermatitis, toxic skin eruption, urticaria, dermatitis, blister, pruritus, erythema, nail disorder, facial swelling, hyperhidrosis.

*Tumor lysis syndrome:* like other cytotoxic drugs, cyclophosphamide may induce tumor-lysis syndrome and

hyperuricemia in patients with rapidly growing tumors.

*Vascular:* pulmonary embolism, venous thrombosis, vasculitis, peripheral ischemia, hypertension, hypotension, flushing, hot flush.

## 7 DRUG INTERACTIONS

Cyclophosphamide is a pro-drug that is activated by cytochrome P450s [see *Clinical Pharmacology (12.3)*].

An increase of the concentration of cytotoxic metabolites may occur with:

- Protease inhibitors: Concomitant use of protease inhibitors may increase the concentration of cytotoxic metabolites. Use of protease inhibitor-based regimens was found to be associated with a higher incidence of infections and neutropenia in patients receiving cyclophosphamide, doxorubicin, and etoposide (CDE) than use of a Non-Nucleoside Reverse Transcriptase Inhibitor-based regimen. Combined or sequential use of cyclophosphamide and other agents with similar toxicities can potentiate toxicities.
- Increased hematotoxicity and/or immunosuppression may result from a combined effect of cyclophosphamide and, for example:
  - ACE inhibitors: ACE inhibitors can cause leukopenia.
  - Natalizumab
  - Paclitaxel: Increased hematotoxicity has been reported when cyclophosphamide was administered after paclitaxel infusion.
  - Thiazide diuretics
  - Zidovudine
- Increased cardiotoxicity may result from a combined effect of cyclophosphamide and, for example:
  - Anthracyclines
  - Cytarabine
  - Pentostatin
  - Radiation therapy of the cardiac region
  - Trastuzumab
- Increased pulmonary toxicity may result from a combined effect of cyclophosphamide and, for example:
  - Amiodarone
  - G-CSF, GM-CSF (granulocyte colony-stimulating factor, granulocyte macrophage colony-stimulating factor): Reports suggest an increased risk of pulmonary toxicity in patients treated with cytotoxic chemotherapy that includes cyclophosphamide and G-CSF or GM-CSF.
- Increased nephrotoxicity may result from a combined effect of cyclophosphamide and, for example:
  - Amphotericin B
- Indomethacin: Acute water intoxication has been reported with concomitant use of indomethacin
- Increase in other toxicities:
  - Azathioprine: Increased risk of hepatotoxicity (liver necrosis)
  - Busulfan: Increased incidence of hepatic veno-occlusive disease and mucositis has been reported.
  - Protease inhibitors: Increased incidence of mucositis
- Increased risk of hemorrhagic cystitis may result from a combined effect of

cyclophosphamide and past or concomitant radiation treatment.

**Etanercept:** In patients with Wegener's granulomatosis, the addition of etanercept to standard treatment, including cyclophosphamide, was associated with a higher incidence of non-cutaneous malignant solid tumors.

**Metronidazole:** Acute encephalopathy has been reported in a patient receiving cyclophosphamide and metronidazole. Causal association is unclear. In an animal study, the combination of cyclophosphamide with metronidazole was associated with increased cyclophosphamide toxicity.

**Tamoxifen:** Concomitant use of tamoxifen and chemotherapy may increase the risk of thromboembolic complications. **Coumarins:** Both increased and decreased warfarin effect have been reported in patients receiving warfarin and cyclophosphamide.

**Cyclosporine:** Lower serum concentrations of cyclosporine have been observed in patients receiving a combination of cyclophosphamide and cyclosporine than in patients receiving only cyclosporine. This interaction may result in an increased incidence of graft-versus-host disease.

**Depolarizing muscle relaxants:** Cyclophosphamide treatment causes a marked and persistent inhibition of cholinesterase activity. Prolonged apnea may occur with concurrent depolarizing muscle relaxants (e.g., succinylcholine). If a patient has been treated with cyclophosphamide within 10 days of general anesthesia, alert the anesthesiologist.

## **8 USE IN SPECIFIC POPULATIONS**

### **8.1 Pregnancy**

Pregnancy Category D

#### *Risk Summary*

Cyclophosphamide can cause fetal harm when administered to a pregnant woman based on its mechanism of action and published reports of effects in pregnant patients or animals. Exposure to cyclophosphamide during pregnancy may cause fetal malformations, miscarriage, fetal growth retardation, and toxic effects in the newborn. Cyclophosphamide is teratogenic and embryo-fetal toxic in mice, rats, rabbits and monkeys. If this drug is used during pregnancy, or if the patient becomes pregnant while taking this drug, apprise the patient of the potential hazard to a fetus.

#### *Human Data*

Malformations of the skeleton, palate, limbs and eyes as well as miscarriage have been reported after exposure to cyclophosphamide in the first trimester. Fetal growth retardation and toxic effects manifesting in the newborn, including leukopenia, anemia, pancytopenia, severe bone marrow hypoplasia, and gastroenteritis have been reported after exposure to cyclophosphamide.

#### *Animal Data*

Administration of cyclophosphamide to pregnant mice, rats, rabbits and monkeys during the period of organogenesis at doses at or below the dose in patients based on body surface area resulted in various malformations, which included neural tube defects, limb

and digit defects and other skeletal anomalies, cleft lip and palate, and reduced skeletal ossification.

### **8.3 Nursing Mothers**

Cyclophosphamide is present in breast milk. Neutropenia, thrombocytopenia, low hemoglobin, and diarrhea have been reported in infants breast fed by women treated with cyclophosphamide. Because of the potential for serious adverse reactions in nursing infants from cyclophosphamide, a decision should be made whether to discontinue nursing or to discontinue the drug, taking into account the importance of the drug to the mother.

### **8.4 Pediatric Use**

Pre-pubescent girls treated with cyclophosphamide generally develop secondary sexual characteristics normally and have regular menses. Ovarian fibrosis with apparently complete loss of germ cells after prolonged cyclophosphamide treatment in late pre-pubescence has been reported. Girls treated with cyclophosphamide who have retained ovarian function after completing treatment are at increased risk of developing premature menopause.

Pre-pubescent boys treated with cyclophosphamide develop secondary sexual characteristics normally, but may have oligospermia or azoospermia and increased gonadotropin secretion. Some degree of testicular atrophy may occur. Cyclophosphamide-induced azoospermia is reversible in some patients, though the reversibility may not occur for several years after cessation of therapy.

### **8.5 Geriatric Use**

There is insufficient data from clinical studies of cyclophosphamide available for patients 65 years of age and older to determine whether they respond differently than younger patients. In general, dose selection for an elderly patient should be cautious, usually starting at the low end of the dosing range, reflecting the greater frequency of decreased hepatic, renal, or cardiac functioning, and of concomitant disease or other drug therapy.

### **8.6 Females and Males of Reproductive Potential**

#### *Contraception*

Pregnancy should be avoided during treatment with cyclophosphamide because of the risk of fetal harm [see *Use in Specific Populations (8.1)*].

Female patients of reproductive potential should use highly effective contraception during and for up to 1 year after completion of treatment.

Male patients who are sexually active with female partners who are or may become pregnant should use a condom during and for at least 4 months after treatment.

#### *Infertility*

##### Females

Amenorrhea, transient or permanent, associated with decreased estrogen and increased gonadotropin secretion develops in a proportion of women treated with

cyclophosphamide. Affected patients generally resume regular menses within a few months after cessation of therapy. The risk of premature menopause with cyclophosphamide increases with age. Oligomenorrhea has also been reported in association with cyclophosphamide treatment.

Animal data suggest an increased risk of failed pregnancy and malformations may persist after discontinuation of cyclophosphamide as long as oocytes/follicles exist that were exposed to cyclophosphamide during any of their maturation phases. The exact duration of follicular development in humans is not known, but may be longer than 12 months [see *Nonclinical Toxicology (13.1)*].

### Males

Men treated with cyclophosphamide may develop oligospermia or azoospermia which are normally associated with increased gonadotropin but normal testosterone secretion.

## **8.7 Use in Patients with Renal Impairment**

In patients with severe renal impairment, decreased renal excretion may result in increased plasma levels of cyclophosphamide and its metabolites. This may result in increased toxicity [see *Clinical Pharmacology (12.3)*]. Monitor patients with severe renal impairment (CrCl =10 mL/min to 24 mL/min) for signs and symptoms of toxicity.

Cyclophosphamide and its metabolites are dialyzable although there are probably quantitative differences

depending upon the dialysis system being used. In patients requiring dialysis, use of a consistent interval between cyclophosphamide administration and dialysis should be considered.

## **8.8 Use in Patients with Hepatic Impairment**

Patients with severe hepatic impairment have reduced conversion of cyclophosphamide to the active 4-hydroxyl metabolite, potentially reducing efficacy [see *Clinical Pharmacology (12.3)*].

## **10 OVERDOSAGE**

No specific antidote for cyclophosphamide is known.

Overdosage should be managed with supportive measures, including appropriate treatment for any concurrent infection, myelosuppression, or cardiac toxicity should it occur.

Serious consequences of overdosage include manifestations of dose dependent toxicities such as myelosuppression, urotoxicity, cardiotoxicity (including cardiac failure), veno-occlusive hepatic disease, and stomatitis [see *Warnings and Precautions (5.1, 5.2, 5.3 and 5.6)*].

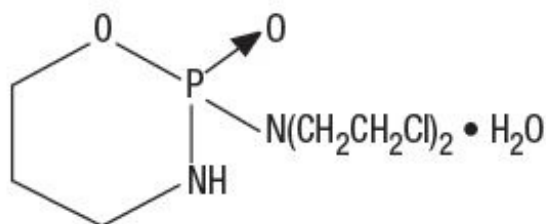
Patients who received an overdose should be closely monitored for the development of toxicities, and hematologic toxicity in particular.

Cyclophosphamide and its metabolites are dialyzable. Therefore, rapid hemodialysis is indicated when treating any suicidal or accidental overdose or intoxication.

Cystitis prophylaxis with mesna may be helpful in preventing or limiting urotoxic effects with cyclophosphamide overdose.

## 11 DESCRIPTION

Cyclophosphamide is a synthetic antineoplastic drug chemically related to the nitrogen mustards. The chemical name for cyclophosphamide is 2-[bis(2-chloroethyl)amino]tetrahydro-2H-1,3,2-oxazaphosphorine 2-oxide monohydrate, and has the following structural formula:



Cyclophosphamide, USP is a white crystalline powder with the molecular formula C<sub>7</sub>H<sub>15</sub>Cl<sub>2</sub>N<sub>2</sub>O<sub>2</sub>P•H<sub>2</sub>O and a molecular weight of 279.1. Cyclophosphamide is soluble in water, saline, or ethanol.

Cyclophosphamide for Injection, USP is a sterile white powder available as 500 mg, 1 g, and 2 g strength vials.

- 500 mg vial contains 534.5 mg cyclophosphamide monohydrate equivalent to 500 mg cyclophosphamide, USP.
- 1 g vial contains 1069 mg cyclophosphamide monohydrate equivalent to 1 g cyclophosphamide, USP
- 2 g vial contains 2138 mg cyclophosphamide monohydrate equivalent to 2 g cyclophosphamide, USP

## 12 CLINICAL PHARMACOLOGY

### 12.1 Mechanism of Action

The mechanism of action is thought to involve cross-linking of tumor cell DNA.

### 12.2 Pharmacodynamics

Cyclophosphamide is biotransformed principally in the liver to active alkylating metabolites by a mixed function microsomal oxidase system. These metabolites interfere with the growth of susceptible rapidly proliferating malignant cells.

### 12.3 Pharmacokinetics

Following IV administration, elimination half-life (t<sub>1/2</sub>) ranges from 3 to 12 hours with total body clearance (CL) values of 4 to 5.6 L/h. Pharmacokinetics are linear over the dose range used clinically. When cyclophosphamide was administered at 4 g/m<sup>2</sup> over a 90 minutes infusion, saturable elimination in parallel with first-order renal elimination describe the kinetics of the drug.

### *Absorption*

After oral administration, peak concentrations of cyclophosphamide occurred at one hour. Area under the curve ratio for the drug after oral and IV administration ( $AUC_{po} : AUC_{iv}$ ) ranged from 0.87 to 0.96.

### *Distribution*

Approximately 20% of cyclophosphamide is protein bound, with no dose dependent changes. Some metabolites are protein bound to an extent greater than 60%. Volume of distribution approximates total body water (30 to 50 L).

### *Metabolism*

The liver is the major site of cyclophosphamide activation. Approximately 75% of the administered dose of cyclophosphamide is activated by hepatic microsomal cytochrome P450s including CYP2A6, 2B6, 3A4, 3A5, 2C9, 2C18 and 2C19, with 2B6 displaying the highest 4-hydroxylase activity. Cyclophosphamide is activated to form 4-hydroxycyclophosphamide, which is in equilibrium with its ring-open tautomer aldophosphamide. 4-hydroxycyclophosphamide and aldophosphamide can undergo oxidation by aldehyde dehydrogenases to form the inactive metabolites 4-ketocyclophosphamide and carboxyphosphamide, respectively. Aldophosphamide can undergo  $\beta$ -elimination to form active metabolites phosphoramidate mustard and acrolein. This spontaneous conversion can be catalyzed by albumin and other proteins.

Less than 5% of cyclophosphamide may be directly detoxified by side chain oxidation, leading to the formation of inactive metabolites 2-dechloroethylcyclophosphamide. At high doses, the fraction of parent compound cleared by 4-hydroxylation is reduced resulting in non-linear elimination of cyclophosphamide in patients. Cyclophosphamide appears to induce its own metabolism. Auto-induction results in an increase in the total clearance, increased formation of 4-hydroxyl metabolites and shortened  $t_{1/2}$  values following repeated administration at 12- to 24-hour interval.

### *Elimination*

Cyclophosphamide is primarily excreted as metabolites. 10 to 20% is excreted unchanged in the urine and 4% is excreted in the bile following IV administration.

### *Special Populations*

#### Renal Impairment

The pharmacokinetics of cyclophosphamide were determined following one-hour intravenous infusion to

renally impaired patients. The results demonstrated that the systemic exposure to cyclophosphamide increased as the renal function decreased. Mean dose-corrected AUC increased by 38% in the moderate renal group, (Creatinine clearance (CrCl) of 25 to 50 mL/min), by 64% in the severe renal group (CrCl of 10 to 24 mL/min) and by 23% in the hemodialysis group (CrCl of < 10 mL/min) compared to the control group. The increase in exposure was significant in the severe group ( $p > 0.05$ ); thus, patients with severe renal impairment should be closely monitored for toxicity [see *Use in Specific Populations* (8.7)].

The dialyzability of cyclophosphamide was investigated in four patients on long-term hemodialysis. Dialysis clearance calculated by arterial-venous difference and actual drug

recovery in dialysate averaged 104 mL/min, which is in the range of the metabolic clearance of 95 mL/min for the drug. A mean of 37% of the administered dose of cyclophosphamide was removed during hemodialysis. The elimination half-life ( $t_{1/2}$ ) was 3.3 hours in patients during hemodialysis, a 49% reduction of the 6.5 hours to  $t_{1/2}$  reported in uremic patients. Reduction in  $t_{1/2}$ , larger dialysis clearance than metabolic clearance, high extraction efficiency, and significant drug removal during dialysis, suggest that cyclophosphamide is dialyzable.

### Hepatic Impairment

Total body clearance (CL) of cyclophosphamide is decreased by 40% in patients with severe hepatic impairment and elimination half-life ( $t_{1/2}$ ) is prolonged by 64%. Mean CL and  $t_{1/2}$  were  $45 \pm 8.6$  L/kg and  $12.5 \pm 1.0$  hours respectively, in patients with severe hepatic impairment and  $63 \pm 7.6$  L/kg and  $7.6 \pm 1.4$  hours respectively in the control group [see *Use in Specific Populations (8.8)*].

## **13 NONCLINICAL TOXICOLOGY**

### **13.1 Carcinogenesis, Mutagenesis, Impairment of Fertility**

Cyclophosphamide administered by different routes, including intravenous, subcutaneous or intraperitoneal injection, or in drinking water, caused tumors in both mice and rats. In addition to leukemia and lymphoma, benign and malignant tumors were found at various tissue sites, including urinary bladder, mammary gland, lung, liver, and injection site [see *Warnings and Precautions (5.5)*].

Cyclophosphamide was mutagenic and clastogenic in multiple *in vitro* and *in vivo* genetic toxicology studies.

Cyclophosphamide is genotoxic in male and female germ cells. Animal data indicate that exposure of oocytes to cyclophosphamide during follicular development may result in a decreased rate of implantations and viable pregnancies, and in an increased risk of malformations. Male mice and rats treated with cyclophosphamide show alterations in male reproductive organs (e.g., decreased weights, atrophy, changes in spermatogenesis), and decreases in reproductive potential (e.g., decreased implantations and increased post-implantation loss) and increases in fetal malformations when mated with untreated females [see *Use in Specific Populations (8.6)*].

## **15 REFERENCES**

1. OSHA Hazardous Drugs. OSHA.  
<http://www.osha.gov/SLTC/hazardousdrugs/index.html>.

## **16 HOW SUPPLIED/STORAGE AND HANDLING**

Cyclophosphamide for Injection, USP is a sterile white powder containing cyclophosphamide, USP and is supplied in vials for single-dose use. It is available as follows:

### **500 mg/vial**

1 Vial in Carton:

NDC 72603-104-01

## **1 g/vial**

1 Vial in Carton: NDC 72603-326-01

## **2 g/vial**

1 Vial in Carton: NDC 72603-411-01

Store vials at or below 25°C (77°F). During transport or storage of cyclophosphamide vials, temperature influences can lead to melting of the active ingredient, cyclophosphamide [see *Dosage and Administration (2.3)*].

Cyclophosphamide is an antineoplastic product. Follow special handling and disposal procedures.<sup>1</sup>

## **17 PATIENT COUNSELING INFORMATION**

Advise the patient of the following:

- Inform patients of the possibility of myelosuppression, immunosuppression, and infections. Explain the need for routine blood cell counts. Instruct patients to monitor their temperature frequently and immediately report any occurrence of fever [see *Warnings and Precautions (5.1)*].
- Advise the patient to report urinary symptoms (patients should report if their urine has turned a pink or red color) and the need for increasing fluid intake and frequent voiding [see *Warnings and Precautions (5.2)*].
- Advise patients to contact a healthcare professional immediately for any of the following: new onset or worsening shortness of breath, cough, swelling of the ankles/legs, palpitations, weight gain of more than 5 pounds in 24 hours, dizziness or loss of consciousness [see *Warnings and Precautions (5.3)*].
- Warn patients of the possibility of developing non-infectious pneumonitis. Advise patients to report promptly any new or worsening respiratory symptoms [see *Warnings and Precautions (5.4)*].
- Advise female patients of reproductive potential to use highly effective contraception during treatment and for up to 1 year after completion of therapy. There is a potential for harm to a fetus if a patient becomes pregnant during this period. Patients should immediately contact their healthcare provider if they become pregnant or if pregnancy is suspected during this period [see *Warnings and Precautions (5.7)* and *Use in Specific Populations (8.1)*].
- Advise male patients who are sexually active with a female partner who is or may become pregnant to use condoms during treatment and for up to 4 months after completion of therapy. There is a potential for harm to a fetus if a patient fathers a child during this period. Patients should immediately contact their healthcare provider if their female partner becomes pregnant or if pregnancy is suspected during this period [see *Warnings and Precautions (5.7)* and *Use in Specific Populations (8.1)*].
- Advise nursing mothers treated with cyclophosphamide to discontinue nursing or discontinue cyclophosphamide, taking into account the importance of the drug to the mother [see *Use in Specific Populations (8.3)*].
- Explain to patients that side effects such as nausea, vomiting, stomatitis, impaired wound healing, amenorrhea, premature menopause, sterility and hair loss may be associated with cyclophosphamide administration. Other undesirable effects (including, e.g., dizziness, blurred vision, visual impairment) could affect the ability to

drive or use machines [see Adverse Reactions (6.1 and 6.2)].

Manufactured for:  
Northstar Rx LLC  
Memphis, TN 38141

Manufactured by:  
Amneal Oncology Pvt. Ltd.  
Telangana 509301, INDIA

Rev. 10/2023


## PRINCIPAL DISPLAY PANEL

**NDC: 72603-104-01**

**Cyclophosphamide for Injection USP, 500 mg/Vial**

**Rx Only**

Northstar Rx LLC

<p>NDC 72603-104-01 <b>Rx only</b></p> <p><b>Cyclophosphamide for Injection, USP</b></p> <p><b>500 mg/vial</b></p> <p>FOR INTRAVENOUS INFUSION OR DIRECT INJECTION USE <b>CYTOTOXIC AGENT</b> FOR SINGLE DOSE USE STERILE, NON-PYROGENIC</p> <p><b>Aisling™</b></p>	<p>Each vial contains 500 mg cyclophosphamide, USP. <b>For Intravenous Infusion Use:</b> Add 25 mL Sterile Water for Injection, USP and shake vigorously to dissolve the drug. <b>For Direct Injection Use:</b> Add 25 mL 0.9% Sodium Chloride Injection, USP and shake vigorously to dissolve the drug. See insert for indications and dosage schedule. <b>Store vial at or below 25°C (77°F)</b> <b>[see USP Controlled Room Temperature].</b> Mfg. Lic. No. 32/MN/TS/2016/F/G Manufactured for: Northstar Rx LLC, Memphis, TN 38141 Manufactured by: Amneal Oncology Pvt. Ltd. Telangana 509301, India</p> <p>Rev. 02/2020</p>	 <p>N 3 72603 10401 1 © 2018 NorthStar Healthcare Holdings UC</p>	<p><b>Unvarnished Area for, Lot. &amp; Exp.</b> <b>(40 mm x 14 mm)</b></p>
---	---	---	--



**NDC: 72603-326-01**

**Cyclophosphamide for Injection USP, 1 gram/Vial**

**Rx Only**

Northstar Rx LLC

NDC 72603-326-01

**Rx only**

# Cyclophosphamide for Injection, USP

**1 gram/vial**

FOR INTRAVENOUS INFUSION  
OR DIRECT INJECTION USE  
**CYTOTOXIC AGENT**  
FOR SINGLE DOSE USE  
STERILE, NON-PYROGENIC

Aisling™

Each vial contains 1 g cyclophosphamide, USP.

**For Intravenous Infusion Use:**

Add 50 mL Sterile Water for Injection, USP and shake vigorously to dissolve the drug.

**For Direct Injection Use:**

Add 50 mL 0.9% Sodium Chloride Injection, USP and shake vigorously to dissolve the drug. See insert for indications and dosage schedule.

**Store vial at or below 25°C (77°F)**

**[see USP Controlled Room Temperature].**

Mfg. Lic. No. 32/MN/TS/2016/F/G

Manufactured for: Northstar Rx LLC,  
Memphis, TN 38141

Manufactured by: Amneal Oncology Pvt. Ltd.  
Telangana 509301, India

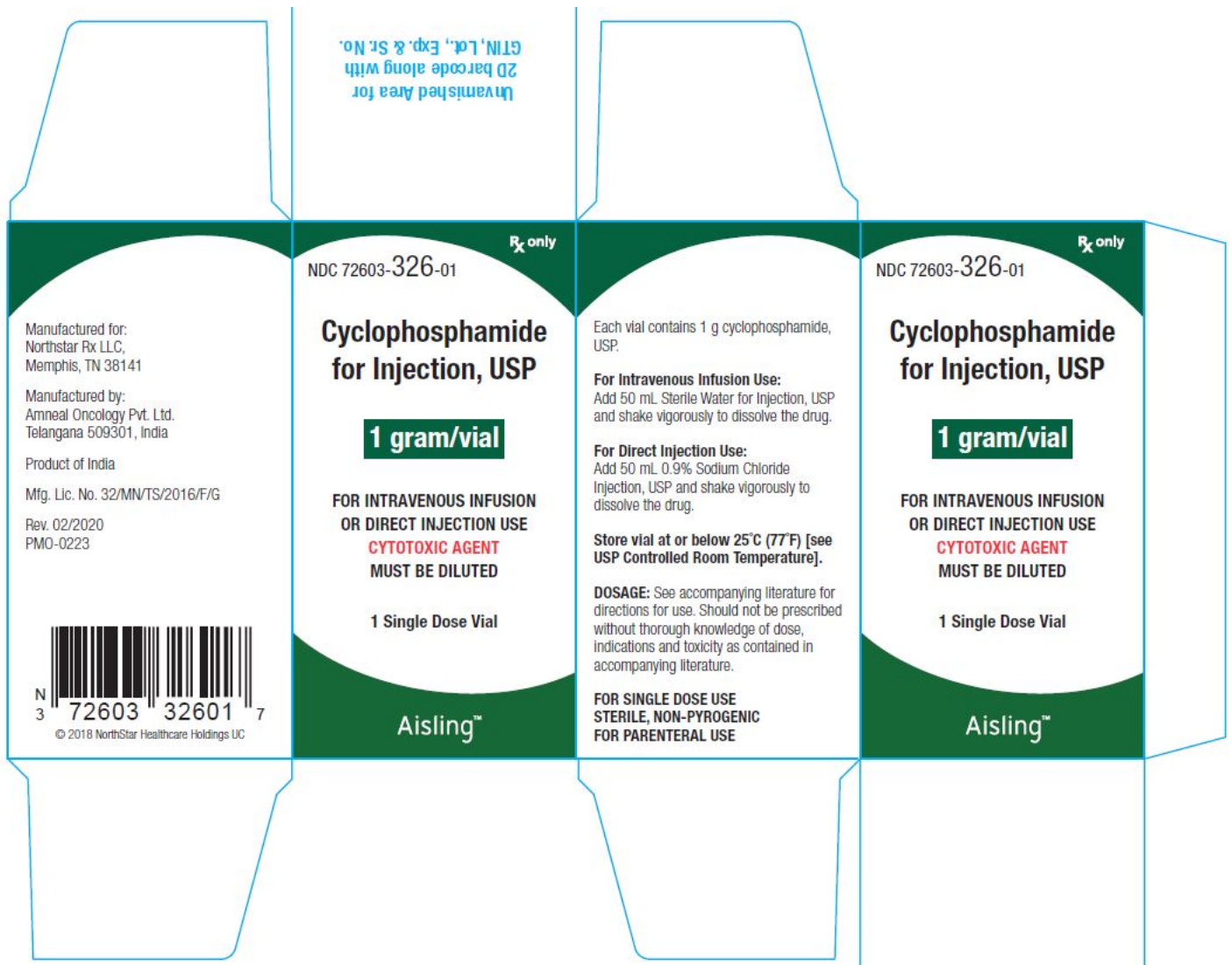
Rev. 02/2020

PMO-0222



© 2018 NorthStar Healthcare Holdings UC

Unvarnished Area for, Lot. & Exp.  
(40 mm x 14 mm)



**NDC: 72603-411-01**

**Cyclophosphamide for Injection USP, 2 gram/Vial**

**Rx Only**

Northstar Rx LLC

NDC 72603-411-01 **Rx only**

# Cyclophosphamide for Injection, USP

**2 gram/vial**

FOR INTRAVENOUS INFUSION OR DIRECT INJECTION USE  
**CYTOTOXIC AGENT**  
FOR SINGLE DOSE USE  
STERILE, NON-PYROGENIC

**Aisling™**

Each vial contains 2 g cyclophosphamide, USP.  
**For Intravenous Infusion Use:**  
Add 100 mL Sterile Water for Injection, USP and shake vigorously to dissolve the drug.  
**For Direct Injection Use:**  
Add 100 mL 0.9% Sodium Chloride Injection, USP and shake vigorously to dissolve the drug.  
See insert for indications and dosage schedule.  
**Store vial at or below 25°C (77°F) [see USP Controlled Room Temperature].**  
Mfg. Lic. No. 32/MN/TS/2016/F/G  
Manufactured for: Northstar Rx LLC, Memphis, TN 38141  
Manufactured by: Amneal Oncology Pvt. Ltd. Telangana 509301, India

Rev. 02/2020 PMO-0224



N 3 72603 41101 0  
© 2018 NorthStar Healthcare Holdings UC

Unvarnished Area for Lot. & Exp. (40 mm x 14 mm)

Unvarnished Area for 2D barcode along with GTIN, Lot., Exp. & Sr. No.

**Rx only**

NDC 72603-411-01

# Cyclophosphamide for Injection, USP


**2 gram/vial**

FOR INTRAVENOUS INFUSION OR DIRECT INJECTION USE  
**CYTOTOXIC AGENT**  
**MUST BE DILUTED**

1 Single Dose Vial

**Aisling™**

Manufactured for: Northstar Rx LLC, Memphis, TN 38141  
Manufactured by: Amneal Oncology Pvt. Ltd. Telangana 509301, India  
Product of India  
Mfg. Lic. No. 32/MN/TS/2016/F/G  
Rev. 02/2020  
PMO-0225



N 3 72603 41101 0  
© 2018 NorthStar Healthcare Holdings UC

**Rx only**

NDC 72603-411-01

# Cyclophosphamide for Injection, USP

**2 gram/vial**

FOR INTRAVENOUS INFUSION OR DIRECT INJECTION USE  
**CYTOTOXIC AGENT**  
**MUST BE DILUTED**

1 Single Dose Vial

**Aisling™**

Each vial contains 2 g cyclophosphamide, USP.  
**For Intravenous Infusion Use:**  
Add 100 mL Sterile Water for Injection, USP and shake vigorously to dissolve the drug.  
**For Direct Injection Use:**  
Add 100 mL 0.9% Sodium Chloride Injection, USP and shake vigorously to dissolve the drug.  
**Store vial at or below 25°C (77°F) [see USP Controlled Room Temperature].**  
**DOSAGE:** See accompanying literature for directions for use. Should not be prescribed without thorough knowledge of dose, indications and toxicity as contained in accompanying literature.  
**FOR SINGLE DOSE USE  
STERILE, NON-PYROGENIC  
FOR PARENTERAL USE**

## CYCLOPHOSPHAMIDE

cyclophosphamide injection, powder, for solution

### Product Information

<b>Product Type</b>	HUMAN PRESCRIPTION DRUG	<b>Item Code (Source)</b>	NDC:72603-104
<b>Route of Administration</b>	INTRAVENOUS, ORAL		

### Active Ingredient/Active Moiety

Ingredient Name	Basis of Strength	Strength
<b>CYCLOPHOSPHAMIDE</b> (UNII: 8N3DW7272P) (4-HYDROXYCYCLOPHOSPHAMIDE - UNII:1XBF4E50HS)	CYCLOPHOSPHAMIDE ANHYDROUS	500 mg in 25 mL

### Product Characteristics

<b>Color</b>	white	<b>Score</b>	
<b>Shape</b>		<b>Size</b>	
<b>Flavor</b>		<b>Imprint Code</b>	
<b>Contains</b>			

### Packaging

#	Item Code	Package Description	Marketing Start Date	Marketing End Date
1	NDC:72603-104-01	1 in 1 CARTON	05/10/2019	
1		25 mL in 1 VIAL, SINGLE-DOSE; Type 0: Not a Combination Product		

### Marketing Information

Marketing Category	Application Number or Monograph Citation	Marketing Start Date	Marketing End Date
ANDA	ANDA210046	05/10/2019	

## CYCLOPHOSPHAMIDE

cyclophosphamide injection, powder, for solution

### Product Information

<b>Product Type</b>	HUMAN PRESCRIPTION DRUG	<b>Item Code (Source)</b>	NDC:72603-326
<b>Route of Administration</b>	INTRAVENOUS, ORAL		

### Active Ingredient/Active Moiety

Ingredient Name	Basis of Strength	Strength
-----------------	-------------------	----------

<b>CYCLOPHOSPHAMIDE</b> (UNII: 8N3DW7272P) (4-HYDROXYCYCLOPHOSPHAMIDE - UNII:1XBF4E50HS)	CYCLOPHOSPHAMIDE ANHYDROUS	1 g in 50 mL
--	----------------------------	-----------------

### Product Characteristics

<b>Color</b>	white	<b>Score</b>	
<b>Shape</b>		<b>Size</b>	
<b>Flavor</b>		<b>Imprint Code</b>	
<b>Contains</b>			

### Packaging

#	Item Code	Package Description	Marketing Start Date	Marketing End Date
1	NDC:72603-326-01	1 in 1 CARTON	05/10/2019	
1		50 mL in 1 VIAL, SINGLE-DOSE; Type 0: Not a Combination Product		

### Marketing Information

Marketing Category	Application Number or Monograph Citation	Marketing Start Date	Marketing End Date
ANDA	ANDA210046	05/10/2019	

## CYCLOPHOSPHAMIDE

cyclophosphamide injection, powder, for solution

### Product Information

<b>Product Type</b>	HUMAN PRESCRIPTION DRUG	<b>Item Code (Source)</b>	NDC:72603-411
<b>Route of Administration</b>	INTRAVENOUS, ORAL		

### Active Ingredient/Active Moiety

Ingredient Name	Basis of Strength	Strength
<b>CYCLOPHOSPHAMIDE</b> (UNII: 8N3DW7272P) (4-HYDROXYCYCLOPHOSPHAMIDE - UNII:1XBF4E50HS)	CYCLOPHOSPHAMIDE ANHYDROUS	2 g in 100 mL

### Product Characteristics

<b>Color</b>	white	<b>Score</b>	
<b>Shape</b>		<b>Size</b>	
<b>Flavor</b>		<b>Imprint Code</b>	
<b>Contains</b>			

### Packaging

#	Item Code	Package Description	Marketing Start Date	Marketing End Date
1	NDC:72603-411-01	1 in 1 CARTON	05/10/2019	
1		100 mL in 1 VIAL, SINGLE-DOSE; Type 0: Not a Combination Product		

## Marketing Information

Marketing Category	Application Number or Monograph Citation	Marketing Start Date	Marketing End Date
ANDA	ANDA210046	05/10/2019	

**Labeler** - NorthStar RxLLC (830546433)

## Establishment

Name	Address	ID/FEI	Business Operations
Amneal Oncology Private Limited		860037948	analysis(72603-104, 72603-326, 72603-411) , label(72603-104, 72603-326, 72603-411) , manufacture(72603-104, 72603-326, 72603-411) , pack(72603-104, 72603-326, 72603-411) , sterilize(72603-104, 72603-326, 72603-411)

Revised: 10/2023

NorthStar RxLLC