

# **PENBRAYA- meningococcal groups a, b, c, w, and y vaccine**

## **Pfizer Laboratories Div Pfizer Inc**

### **HIGHLIGHTS OF PRESCRIBING INFORMATION**

These highlights do not include all the information needed to use PENBRAYA safely and effectively. See full prescribing information for PENBRAYA.

**PENBRAYA™ (Meningococcal Groups A, B, C, W, and Y Vaccine), suspension for intramuscular injection**  
**Initial U.S. Approval: 2023**

### **INDICATIONS AND USAGE**

PENBRAYA is indicated for active immunization to prevent invasive disease caused by *Neisseria meningitidis* serogroups A, B, C, W, and Y. PENBRAYA is approved for use in individuals 10 through 25 years of age. (1)

### **DOSAGE AND ADMINISTRATION**

- **For intramuscular use only.** (2)
- Administer 2 doses (approximately 0.5 mL each) of PENBRAYA 6 months apart. (2.1)
- To prepare PENBRAYA, reconstitute the Lyophilized MenACWY Component with the MenB Component. (2.2)

### **DOSAGE FORMS AND STRENGTHS**

PENBRAYA is a suspension for injection. A single dose after reconstitution is approximately 0.5 mL. (3)

### **CONTRAINDICATIONS**

Severe allergic reaction (e.g., anaphylaxis) to any component of PENBRAYA. (4)

### **ADVERSE REACTIONS**

The most commonly reported ( $\geq 15\%$ ) solicited adverse reactions after Dose 1 and Dose 2, respectively, were pain at the injection site (89% and 84%), fatigue (52% and 48%), headache (47% and 40%), muscle pain (26% and 23%), injection site redness (26% and 23%), injection site swelling (25% and 24%), joint pain (20% and 18%), and chills (20% and 16%). (6)

**To report SUSPECTED ADVERSE REACTIONS, contact Pfizer Inc. at 1-800-438-1985 or VAERS at 1-800-822-7967 or [www.vaers.hhs.gov](http://www.vaers.hhs.gov).**

**See 17 for PATIENT COUNSELING INFORMATION.**

**Revised: 10/2023**

---

## **FULL PRESCRIBING INFORMATION: CONTENTS\***

### **1 INDICATIONS AND USAGE**

### **2 DOSAGE AND ADMINISTRATION**

2.1 Dose and Schedule

2.2 Preparation

2.3 Administration

### **3 DOSAGE FORMS AND STRENGTHS**

### **4 CONTRAINDICATIONS**

### **5 WARNINGS AND PRECAUTIONS**

5.1 Management of Acute Allergic Reactions

5.2 Syncope

5.3 Altered Immunocompetence

5.4 Limitations of Vaccine Effectiveness

- 5.5 Tetanus Immunization
- 5.6 Guillain-Barré Syndrome

## **6 ADVERSE REACTIONS**

- 6.1 Clinical Trials Experience
- 6.2 Postmarketing Experience

## **8 USE IN SPECIFIC POPULATIONS**

- 8.1 Pregnancy
- 8.2 Lactation
- 8.4 Pediatric Use
- 8.5 Geriatric Use

## **11 DESCRIPTION**

## **12 CLINICAL PHARMACOLOGY**

- 12.1 Mechanism of Action

## **13 NONCLINICAL TOXICOLOGY**

- 13.1 Carcinogenesis, Mutagenesis, Impairment of Fertility

## **14 CLINICAL STUDIES**

- 14.1 Immunogenicity

## **15 REFERENCES**

## **16 HOW SUPPLIED/STORAGE AND HANDLING**

- 16.1 How Supplied
- 16.2 Storage Before Reconstitution
- 16.3 Storage After Reconstitution

## **17 PATIENT COUNSELING INFORMATION**

\* Sections or subsections omitted from the full prescribing information are not listed.

---

## **FULL PRESCRIBING INFORMATION**

### **1 INDICATIONS AND USAGE**

PENBRAYA is indicated for active immunization to prevent invasive disease caused by *Neisseria meningitidis* serogroups A, B, C, W, and Y. PENBRAYA is approved for use in individuals 10 through 25 years of age.

### **2 DOSAGE AND ADMINISTRATION**

**For intramuscular use only.**

#### **2.1 Dose and Schedule**

Administer 2 doses (approximately 0.5 mL each) of PENBRAYA 6 months apart.

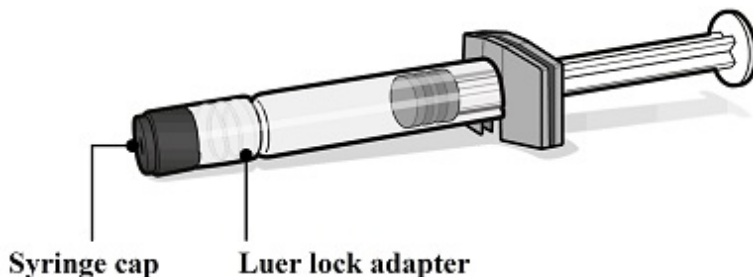
#### **2.2 Preparation**

PENBRAYA is supplied in a kit that includes a vial of Lyophilized MenACWY Component (a sterile white powder), a prefilled syringe containing the MenB Component and a vial adapter.

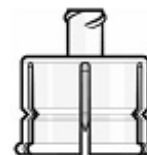
### Vial of Lyophilized MenACWY Component



### Syringe of MenB Component



### Vial Adapter



To form PENBRAYA, reconstitute the Lyophilized MenACWY Component with the MenB Component as described in the panels below.



#### Step 1. Preparation of vial and vial adapter

- Remove plastic flip-off cap from vial containing the Lyophilized MenACWY Component.
- Cleanse the rubber stopper.
- Without removing the vial adapter from its packaging, peel off the top cover.



#### Step 2. Attachment of vial adapter

- Hold the base of the vial on a flat surface.
- Keep the vial adapter in the packaging and orient it vertically over the center of the vial so that the adapter spike aligns with the center of the vial's rubber stopper.
- Connect the vial adapter to the vial with a straight downward push. The vial adapter will lock into place.
- Do not push vial adapter in at an angle as this may result in leaking during use.
- Remove the vial adapter packaging.



#### Step 3. Resuspension of the MenB Component

- Shake the syringe vigorously to obtain a white homogenous suspension. Do not use if the contents cannot be resuspended.



#### Step 4. Removal of syringe cap

- For all syringe assembly steps, hold the syringe only by the Luer lock adapter located at the tip of the syringe. This will prevent the Luer lock adapter from detaching during use.
- Remove the syringe cap by slowly turning the cap counter-clockwise while holding the Luer lock adapter.



### **Step 5. Connection of syringe to vial adapter**

- Hold the syringe's Luer lock adapter and connect it to the vial adapter by turning clockwise.
- Stop turning when you feel resistance, overtightening the syringe may result in leaking during use.
- Once the syringe is securely attached to the vial adapter, there will be a small space between the top of the vial adapter and the Luer lock adapter of the syringe.



### **Step 6. Reconstitution of Lyophilized MenACWY Component with MenB Component to form PENBRAYA**

- Inject the entire contents of the syringe containing the MenB Component into the vial.
- Do not remove the empty syringe.
- While holding the plunger rod down, gently swirl the vial in a circular motion until the powder is completely dissolved (less than 1 minute).



### **Step 7. Withdrawal of PENBRAYA**

- Invert the vial completely with the vial adapter and syringe still attached.
- Slowly withdraw the entire contents into the syringe to ensure an approximately 0.5 mL dose of PENBRAYA for administration.
- Do not pull the plunger rod out.



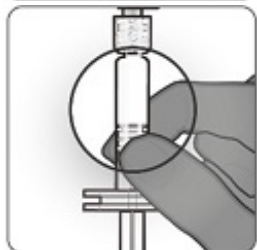
### **Step 8. Disconnection of syringe**

- Hold the Luer lock adapter of the syringe and disconnect the syringe from the vial adapter by turning counter-clockwise.



### **Step 9. Attachment of needle**

- Attach a sterile needle suitable for intramuscular injection to the syringe containing PENBRAYA.



### **Step 10. Visual inspection**

- PENBRAYA is a homogeneous white suspension. If the vaccine is not a homogenous suspension, shake to resuspend prior to administration.
- Parenteral drug products should be inspected visually for particulate matter and discoloration prior to administration, whenever solution and container permit. Discard if either condition is present.

## **2.3 Administration**

### **For intramuscular use only.**

After reconstitution, administer PENBRAYA immediately or store between 2°C and 30°C (36°F and 86°F) and use within 4 hours. Discard reconstituted vaccine if not used within 4 hours.

## **3 DOSAGE FORMS AND STRENGTHS**

PENBRAYA is a suspension for injection.

A single dose after reconstitution is approximately 0.5 mL.

## **4 CONTRAINDICATIONS**

Do not administer PENBRAYA to individuals with a history of severe allergic reaction (e.g., anaphylaxis) to any component of PENBRAYA [see *Description (11)*].

## **5 WARNINGS AND PRECAUTIONS**

### **5.1 Management of Acute Allergic Reactions**

Appropriate medical treatment used to manage immediate allergic reactions must be immediately available in the event an anaphylactic reaction occurs following administration of PENBRAYA.

### **5.2 Syncope**

Syncope (fainting) may occur in association with administration of injectable vaccines, including PENBRAYA. Procedures should be in place to avoid injury from fainting.

### **5.3 Altered Immunocompetence**

#### Reduced Immune Response

Some individuals with altered immunocompetence may have reduced immune responses to PENBRAYA.

#### Complement Deficiency

Individuals with certain complement deficiencies and individuals receiving treatment that inhibits terminal complement activation are at increased risk for invasive disease caused by *N. meningitidis* groups A, B, C, W, and Y, even if they develop antibodies following vaccination with PENBRAYA [see *Clinical Pharmacology (12.1)*].

### **5.4 Limitations of Vaccine Effectiveness**

Vaccination with PENBRAYA may not protect all vaccine recipients.

## **5.5 Tetanus Immunization**

Vaccination with PENBRAYA does not substitute for vaccination with a tetanus toxoid containing vaccine to prevent tetanus.

## **5.6 Guillain-Barré Syndrome**

Guillain-Barré syndrome (GBS) has been reported in temporal relationship following administration of another U.S.-licensed meningococcal quadrivalent polysaccharide conjugate vaccine. The decision by the healthcare professional to administer PENBRAYA to persons with a history of GBS should take into account the expected benefits and potential risks.

## **6 ADVERSE REACTIONS**

The most commonly reported ( $\geq 15\%$ ) solicited adverse reactions after Dose 1 and Dose 2, respectively, were pain at the injection site (89% and 84%), fatigue (52% and 48%), headache (47% and 40%), muscle pain (26% and 23%), injection site redness (26% and 23%), injection site swelling (25% and 24%), joint pain (20% and 18%), and chills (20% and 16%).

### **6.1 Clinical Trials Experience**

Because clinical trials are conducted under widely varying conditions, adverse reaction rates observed in the clinical trials of a vaccine cannot be directly compared to rates in the clinical trials of another vaccine and may not reflect the rates observed in practice.

The safety of PENBRAYA in individuals 10 through 25 years of age was evaluated in 3 clinical studies (2 active-controlled and 1 non-controlled study). In the controlled studies, 2306 participants received at least 1 dose of PENBRAYA. Of 946 participants who had previously received a meningococcal conjugate vaccine (categorized as MenACWY conjugate vaccine-exposed), 802 participants had received 1 dose of any U.S.-licensed Meningococcal Groups A, C, W, and Y conjugate vaccine, 51 participants had received a non-U.S.-licensed monovalent Meningococcal Group C conjugate vaccine (MenC conjugate vaccine), and 93 participants had received an unspecified U.S.-licensed or non-U.S.-licensed MenACWY conjugate or a MenC conjugate vaccine at least 4 years prior to enrollment. In the non-controlled study, 300 participants received a single dose of PENBRAYA.

Study 1 (NCT04440163) was an active-controlled, observer-blinded, multicenter study in which participants 10 through 25 years of age in the U.S. and Europe received at least 1 dose of PENBRAYA (N=1763) or Meningococcal Group B Vaccine (Trumenba) (N=650) at 0 and 6 months. Meningococcal Groups A, C, Y, and W-135 Oligosaccharide Diphtheria CRM<sub>197</sub> Conjugate Vaccine (MenACWY-CRM, GSK Vaccines, SRL) was concomitantly administered with Trumenba at Month 0. All participants were MenB vaccine-naïve. Both MenACWY conjugate vaccine-naïve and MenACWY conjugate vaccine-exposed participants were part of the study.

Study 2 (NCT03135834) was an active-controlled, observer-blinded, multicenter study in which participants 10 through 25 years of age in the U.S. and Europe received at least 1 dose of PENBRAYA (N=543) or Trumenba (N=1057) at 0 and 6 months. MenACWY-CRM was co-administered with Trumenba at Month 0. All participants were MenB vaccine-

naïve. Both MenACWY conjugate vaccine-naïve and MenACWY conjugate vaccine-exposed participants were part of this study.

Study 3 (NCT04440176) was a descriptive non-controlled study in which participants 11 through 14 years of age in the U.S. received PENBRAYA 12 months apart. All participants were naïve to any meningococcal vaccine.

In Study 1 and Study 2, solicited local and systemic adverse reactions were monitored for 7 days after study vaccination using an electronic diary. In all studies, spontaneous reports of adverse events (AEs) were collected through at least 1 month after the last vaccination, and through 6 months after the last vaccination for serious adverse events (SAEs).

In controlled studies, demographic characteristics were generally similar with regard to gender, race, and ethnicity among participants who received PENBRAYA and those who received control (Trumenba and MenACWY-CRM). Among participants who received PENBRAYA in controlled studies, 47.4% were male, 79.4% were White, 10.2% were Black or African-American, 2.1% were Asian, and 2.6% were of other racial groups, and 21.6% were of Hispanic/Latino ethnicity.

#### Solicited Local and Systemic Adverse Reactions

Table 1 presents the solicited local adverse reactions and Table 2 presents the solicited systemic adverse reactions and use of antipyretic medication reported within 7 days following each dose of PENBRAYA in Study 1.

**Table 1. Percentage of Participants Reporting Solicited Local Adverse Reactions Within 7 Days After PENBRAYA or Trumenba Vaccination in Study 1\***

Injection Site Reactions	PENBRAYA		Trumenba + MenACWY-CRM†	
	Dose 1 N=1724-1725 %	Dose 2 N=1456 %	Dose 1 N=630-631 %	Dose 2 N=529 %
Pain‡				
Any§	89.3	84.4	85.1	78.6
Mild	32.3	29.1	31.1	33.1
Moderate	49.4	48.8	47.7	40.3
Severe	7.5	6.5	6.3	5.3
Redness¶				
Any§	25.9	23.2	19.5	14.7
Mild	8.9	7.7	7.3	6.6
Moderate	14.4	12.6	10.0	7.2
Severe	2.6	3.0	2.2	0.9
Swelling¶				
Any§	25.0	24.2	21.4	14.7
Mild	10.6	10.4	8.3	6.4
Moderate	13.3	12.8	12.4	8.1
Severe	1.2	1.0	0.8	0.2

Abbreviations: N = number of participants; MenACWY-CRM = meningococcal

(serogroups A, C, W and Y) oligosaccharide diphtheria CRM<sub>197</sub> conjugate vaccine; Trumenba = meningococcal serogroup B factor H binding protein.

\* NCT04440163

† Trumenba and MenACWY-CRM were administered at 0 month followed by Trumenba alone at 6 months. Local reactions were recorded only for PENBRAYA and Trumenba injection sites.

‡ Mild (does not interfere with activity); Moderate (interferes with activity); Severe (prevents daily activity).

§ "Any" is defined as the cumulative frequency of participants who reported a reaction as "mild", "moderate", or "severe" within 7 days of vaccination.

¶ Mild (2.0 to 5 cm); Moderate (>5 to 10 cm); Severe (>10 cm).

**Table 2. Percentage of Participants Reporting Solicited Systemic Adverse Reactions and Use of Antipyretic Medications Within 7 Days After Each Vaccination in Study 1**

Systemic Reactions	PENBRAYA		Trumenba + MenACWY-CRM*	
	Dose 1 N=1739-1740 %	Dose 2 N=1459 %	Dose 1 N=638 %	Dose 2 N=532 %
Fever (≥38°C)				
≥38.0°C	5.9	2.4	5.8	1.5
38.0° to 38.4°C	3.7	1.9	2.0	0.4
>38.4° to 38.9°C	1.6	0.3	2.8	0.9
>38.9° to 40.0°C	0.6	0.2	0.9	0.2
>40.0°C	0.0	0.0	0.0	0.0
Vomiting†				
Any‡	3.2	1.5	3.0	0.9
Mild	2.5	1.4	2.0	0.8
Moderate	0.6	0.1	0.9	0.2
Severe	0.0	0.0	0.0	0.0
Diarrhea§				
Any‡	11.0	8.2	13.5	8.5
Mild	8.7	6.9	11.9	6.0
Moderate	2.0	1.4	1.6	2.4
Severe	0.3	0.0	0.0	0.0
Headache¶				
Any‡	46.8	39.8	46.9	37.8
Mild	25.7	21.3	24.5	21.1
Moderate	19.2	16.8	20.4	16.2
Severe	1.9	1.7	2.0	0.6
Fatigue¶				
Any‡	52.1	47.6	54.7	43.6
Mild	23.5	22.8	25.7	22.0
Moderate	25.5	21.8	25.7	19.9
Severe	3.2	2.9	3.3	1.7
Chills¶				



Any <sup>‡</sup>	20.1	16.4	19.6	16.2
Mild	12.6	9.9	10.2	8.8
Moderate	6.7	6.0	7.8	5.8
Severe	0.8	0.4	1.6	1.5
Muscle pain (other than muscle pain at the injection site) <sup>¶</sup>				
Any <sup>‡</sup>	25.7	22.8	27.4	22.2
Mild	13.6	10.0	13.5	10.0
Moderate	10.5	11.9	11.9	11.5
Severe	1.6	0.8	2.0	0.8
Joint pain <sup>¶</sup>				
Any <sup>‡</sup>	20.2	18.3	22.6	15.6
Mild	10.7	9.6	12.9	7.9
Moderate	8.6	8.3	8.6	6.8
Severe	1.0	0.4	1.1	0.9
Use of antipyretic medication	29.5	25.1	28.1	20.5

Abbreviations: N = number of participants; MenACWY-CRM = meningococcal (serogroups A, C, W and Y) oligosaccharide diphtheria CRM<sub>197</sub> conjugate vaccine; Trumenba= meningococcal serogroup B factor H binding protein.

\* Trumenba and MenACWY-CRM were administered at 0 month followed by Trumenba alone at 6 months.

† Mild (1 to 2 times in 24 hours); Moderate (>2 times in 24 hours); Severe (requires intravenous hydration).

‡ "Any" is defined as the cumulative frequency of participants who reported a reaction as "mild", "moderate", or "severe" within 7 days of vaccination.

§ Mild (2 to 3 loose stools in 24 hours); Moderate (4 to 5 loose stools in 24 hours); Severe (6 or more loose stools in 24 hours).

¶ Mild (does not interfere with activity); Moderate (interferes with activity); Severe (prevents daily activity).

### Serious Adverse Events

In Study 1, during the 30 days after vaccination visit 1 (at 0 months), <0.1% (1/1763) of PENBRAYA and 0% (0/649) of Trumenba + MenACWY-CRM participants reported at least 1 SAE. During the 30 days after vaccination visit 2 (at 6 months), 0.1% (2/1558) of PENBRAYA and 0% (0/562) of Trumenba participants reported at least 1 SAE. None of the SAEs were determined to be related to PENBRAYA vaccination.

In Study 2, during the 30 days after vaccination visit 1 (at 0 months), 0.4% (2/543) of PENBRAYA and 0% (0/1057) of Trumenba + MenACWY-CRM participants reported at least 1 SAE. During the 30 days after vaccination visit 2 (at 6 months), 0.2% (1/486) of PENBRAYA and 0% (0/946) of Trumenba participants reported at least 1 SAE. None of the SAEs were determined to be related to PENBRAYA vaccination.

In non-controlled Study 3, no SAEs (0/294) were reported within 30 days after either vaccination (0, 12 months).

## **6.2 Postmarketing Experience**

The postmarketing safety experience with Trumenba and a non-U.S.-licensed Meningococcal Groups A, C, W, and Y polysaccharide tetanus toxoid (TT) conjugate vaccine (MenACWY-TT vaccine; Pfizer Inc.) is relevant to PENBRAYA since PENBRAYA includes the same group A, C, W, and Y TT-conjugated polysaccharide components and MenB recombinant protein components. Because these events are reported voluntarily from a population of uncertain size, it is not possible to reliably estimate their frequency or establish a causal relationship to vaccination. The following adverse reactions have been spontaneously reported during postmarketing use of Trumenba and MenACWY-TT and may also be seen in postmarketing experience with PENBRAYA.

Immune System Disorders: allergic reactions, including anaphylaxis

Nervous System: syncope (fainting)

## **8 USE IN SPECIFIC POPULATIONS**

### **8.1 Pregnancy**

#### Pregnancy Exposure Registry

There is a pregnancy exposure registry that monitors pregnancy outcomes in individuals exposed to PENBRAYA during pregnancy. Individuals who received PENBRAYA during pregnancy are encouraged to contact, or have their healthcare provider contact, 1-877-390-2953 to enroll in or obtain information about the registry.

#### Risk Summary

All pregnancies have a risk of birth defect, loss, or other adverse outcomes. In the U.S. general population, the estimated background risk of major birth defects and miscarriage in clinically recognized pregnancies is 2% to 4% and 15% to 20%, respectively.

There are no clinical studies of PENBRAYA in pregnant individuals. Available human data on PENBRAYA administered to pregnant individuals are insufficient to inform vaccine-associated risks in pregnancy.

There were no developmental toxicity studies performed with PENBRAYA.

### **8.2 Lactation**

#### Risk Summary

There are no data available to assess the effects of PENBRAYA on the breastfed infant or on milk production/excretion. The developmental and health benefits of breastfeeding should be considered along with the mother's clinical need for PENBRAYA and any potential adverse effects on the breastfed child from PENBRAYA or from the underlying maternal condition. For preventive vaccines, the underlying maternal condition is susceptibility to disease prevented by the vaccine.

## 8.4 Pediatric Use

The safety and effectiveness of PENBRAYA have not been established in individuals <10 years of age. In a clinical study, 90% of infants younger than 12 months of age who were vaccinated with a reduced dosage formulation of Trumenba had fever. PENBRAYA contains the same MenB component, in the same quantity, as Trumenba.

## 8.5 Geriatric Use

The safety and effectiveness of PENBRAYA have not been established in individuals >65 years of age.

## 11 DESCRIPTION

PENBRAYA (Meningococcal Groups A, B, C, W, and Y Vaccine) is a suspension for intramuscular injection. PENBRAYA is supplied as a sterile Lyophilized MenACWY Component to be reconstituted with the sterile MenB Component.

The Lyophilized MenACWY Component consists of *N. meningitidis* serogroups A, C, W, and Y polysaccharides individually conjugated to TT. The polysaccharide for each group is grown in media containing dextrose, salt, and yeast extract, then purified by precipitation and filtration. The TT is produced by fermentation of *Clostridium tetani* in dextrose, salts, and tryptone N1 peptone followed by formalin detoxification, then purified by a series of physicochemical steps. The serogroups A and C polysaccharides are individually microfluidized, activated with 1-cyano-4(dimethylamino)-pyridinium tetrafluorobate (CDAP), derivatized with adipic acid dihydrazide (ADH), and then conjugated with TT in the presence of 1-ethyl-3-(3-dimethylaminopropyl)carbodiimide (EDAC). The serogroups W and Y polysaccharides are individually microfluidized, activated with CDAP, and then conjugated with TT. The conjugates are purified by a series of physicochemical steps then sterile filtered. Trometamol/sucrose buffer is added, and the MenACWY-TT solution is lyophilized.

The MenB Component is a sterile suspension composed of 2 recombinant lipidated factor H binding protein (fHbp) variants from *N. meningitidis* serogroup B, 1 from fHbp subfamily A and 1 from fHbp subfamily B (A05 and B01, respectively). The proteins are individually produced in *Escherichia coli*. Production strains are grown to a specific density in chemically defined fermentation growth media without antibiotics or animal-derived components. The recombinant proteins are extracted from the production strains and purified through a series of column chromatography steps. Polysorbate 80 (PS80) is added and is present in the MenB Component.

Each approximately 0.5 mL dose of PENBRAYA contains *N. meningitidis* serogroup A, C, W, and Y polysaccharide (5 mcg each; 20 mcg total) conjugated to tetanus toxoid (44 mcg tetanus toxoid), 2 recombinant lipidated factor H binding protein variants from *N. meningitidis* serogroup B (60 mcg each; total of 120 mcg protein), L-histidine (0.78 mg), trometamol (0.097 mg), sucrose (28 mg), aluminum phosphate (0.25 mg aluminum), sodium chloride (4.65 mg), and PS80 80 (0.018 mg) at pH 6.0.

PENBRAYA does not contain any preservatives.

## 12 CLINICAL PHARMACOLOGY

## **12.1 Mechanism of Action**

Protection against invasive meningococcal disease is conferred mainly by complement-mediated antibody-dependent killing of *N. meningitidis*.<sup>1</sup> Vaccination with PENBRAYA induces the production of bactericidal antibodies specific to the capsular polysaccharides of *N. meningitidis* serogroups A, C, W, and Y and to fHbp subfamily A and B variants of *N. meningitidis* group B. The susceptibility of group B meningococci to bactericidal antibody is dependent upon both the antigenic similarity of the fHbp subfamily A or subfamily B vaccine antigen to the fHbp protein expressed by the bacterial strain and the amount of fHbp expressed at the bacterial surface.<sup>2</sup>

## **13 NONCLINICAL TOXICOLOGY**

### **13.1 Carcinogenesis, Mutagenesis, Impairment of Fertility**

PENBRAYA has not been evaluated for the potential to cause carcinogenicity, genotoxicity, or impairment of fertility.

## **14 CLINICAL STUDIES**

The effectiveness of PENBRAYA was assessed in Study 1 by measuring antibodies with assays that used human complement to assess serum bactericidal activity (hSBA). For serogroups A, C, W, and Y, one strain was utilized per group. For serogroup B, four meningococcal serogroup B strains expressing different fHbp variants that represent the A and B subfamilies of meningococcal serogroup B strains causing invasive disease in the U.S. and Europe were utilized. The proportions of subjects with a 4-fold or greater increase in hSBA titer for each strain, and the proportion of subjects with a titer greater than or equal to the lower limit of quantitation (LLOQ) of the assay for all four serogroup B strains (composite response) were assessed.

### **14.1 Immunogenicity**

Study 1 was a Phase 3, randomized, active-controlled, observer-blinded, multicenter study in which participants 10 through 25 years of age in the U.S. and Europe received PENBRAYA at 0 and 6 months or Trumenba at 0 and 6 months and MenACWY-CRM at 0 months. All participants were MenB vaccine-naïve. Both MenACWY conjugate vaccine-naïve and MenACWY conjugate vaccine-exposed participants were part of the study.

Seroresponse for serogroups A, B, C, W, and Y and composite response for serogroup B following 2 doses of PENBRAYA in Study 1 are presented in Tables 3 and 4.

Among both ACWY-naïve and ACWY-exposed participants, seroresponse rates to serogroups A, C, W, and Y following 2 doses of PENBRAYA were demonstrated to be non-inferior to seroresponse rates following a single dose of MenACWY-CRM. Seroresponse and composite response rates to serogroup B primary strains among participants who received 2 doses of PENBRAYA were demonstrated to be non-inferior to seroresponse and composite response rates following 2 doses of Trumenba.

**Table 3. Percentage of Subjects Achieving Seroresponses 1 Month after Receiving 2 Doses of PENBRAYA (0 and 6 Months) versus 1 Month after Single Dose of MenACWY CRM for Serogroups A, C, W, and Y (Study 1)\*,†**

Serogroup	PENBRAYA %	Trumenba + MenACWY-CRM %	PENBRAYA - MenACWY-CRM Difference‡
	N=439-451 (Naïve) N=376-387 (Exposed)	N=244-254 (Naïve) N=222-227 (Exposed)	Difference % (95% CI)
<b>A</b>			
ACWY-naïve	97.8	95.3	2.5 (-0.2, 6.0)
ACWY-exposed	93.8	96.9	-3.2 (-6.5, 0.5)
<b>C</b>			
ACWY-naïve	93.3	52.4	41.0 (34.4, 47.5)
ACWY-exposed	93.8	94.7	-0.9 (-4.6, 3.3)
<b>W</b>			
ACWY- naïve	97.3	73.0	24.3 (18.8, 30.4)
ACWY-exposed	97.1	96.4	0.7 (-2.2, 4.3)
<b>Y</b>			
ACWY- naïve	94.4	70.6	23.8 (18.0, 30.1)
ACWY-exposed	93.0	93.7	-0.7 (-4.6, 3.8)

Abbreviations: CI = confidence interval; hSBA = serum bactericidal assay using human complement; LLOQ = lower limit of quantitation; LOD = limit of detection; MenACWY-CRM = meningococcal (serogroups A, C, W and Y) oligosaccharide diphtheria CRM<sub>197</sub> conjugate vaccine; Trumenba= meningococcal serogroup B factor H binding protein. Note: The LLOQ is an hSBA titer = 1:16 for A22 and 1:8 for A56, B24, and B44 and serogroups A, C, W, and Y.

Note: Seroresponse is defined as the 4-fold increase as follows: (1) For participants with a baseline hSBA titer <1:4 (LOD), a 4-fold response was defined as an hSBA titer ≥1:16. (2) For participants with a baseline hSBA titer ≥ LOD and < LLOQ, a response is defined as an hSBA titer ≥4 times the LLOQ. (3) For participants with a baseline hSBA titer ≥ LLOQ, a response is defined as an hSBA titer ≥4 times the baseline titer.

\* Evaluable immunogenicity populations.

† NCT04440163

‡ Non-inferiority was demonstrated (using 10% margin) post-vaccination by assessing the difference between vaccination serogroups.

**Table 4. Percentage of Participants Achieving Seroresponses and Composite Response 1 Month after Receiving 2 Doses of PENBRAYA (0 and 6 Months) versus 2 Doses of Trumenba (0 and 6 Months) For Serogroup B (Study 1)\*†**

	<b>PENBRAYA %</b>	<b>Trumenba + MenACWY-CRM %</b>	<b>PENBRAYA - MenACWY-CRM Difference</b>
<b>Serogroup B Variant</b>	<b>N=755-845</b>	<b>N=383-419</b>	<b>Difference % (95% CI)</b>
<b>Seroresponse<sup>‡</sup></b>			
<b>A22</b>	83.0	79.0	4.0 (-0.7, 8.9)
<b>A56</b>	95.9	94.5	1.4 (-1.0, 4.3)
<b>B24</b>	68.1	57.2	10.9 (5.2, 16.6)
<b>B44</b>	86.5	79.2	7.3 (2.9, 11.9)
<b>Composite<sup>§</sup></b>			
<b>Pre-Dose 1</b>	1.2	2.0	-
<b>Post-Dose 2</b>	78.3	68.7	9.6 (4.2, 15.2)

Abbreviations: CI = confidence interval; hSBA = serum bactericidal assay using human complement; LLOQ = lower limit of quantitation; LOD = limit of detection; MenACWY-CRM = meningococcal (serogroups A, C, W and Y) oligosaccharide diphtheria CRM<sub>197</sub> conjugate vaccine; Trumenba= meningococcal serogroup B factor H binding protein.

Note: The LLOQ is an hSBA titer = 1:16 for A22 and 1:8 for A56, B24, and B44 and serogroups A, C, W, and Y.

Note: Seroresponse is defined as the 4-fold increase as follows: (1) For participants with a baseline hSBA titer <1:4 (LOD), a 4-fold response was defined as an hSBA titer ≥1:16. (2) For participants with a baseline hSBA titer ≥ LOD and < LLOQ, a response is defined as an hSBA titer ≥4 times the LLOQ. (3) For participants with a baseline hSBA titer ≥ LLOQ, a response is defined as an hSBA titer ≥4 times the baseline titer.

\* Evaluable immunogenicity populations.

† NCT04440163

‡ Non-inferiority was demonstrated (using 10% margin) post-vaccination by assessing the difference between vaccination serogroups.

§ Composite response = hSBA ≥ LLOQ for all 4 primary meningococcal B strains.

## 15 REFERENCES

1. Goldschneider I, Gotschlich EC, Artenstein MS. Human immunity to the meningococcus. I. The role of humoral antibodies. *J Exp Med.* (1969);129:1307-1326.
2. Wang X, et al. Prevalence and genetic diversity of candidate vaccine antigens among invasive *Neisseria meningitidis* isolates in the U.S. *Vaccine* 2011; 29:4739-4744.

## 16 HOW SUPPLIED/STORAGE AND HANDLING

## 16.1 How Supplied

PENBRAYA is supplied in a kit that includes a vial of Lyophilized MenACWY Component (NDC 0069-0271-01), a prefilled syringe containing MenB Component (NDC 0069-0332-01) and a vial adapter. The Lyophilized MenACWY Component is reconstituted with the MenB Component to form a single dose of PENBRAYA.

PENBRAYA is supplied in cartons of 1, 5, and 10 kits.

Carton: 1 kit	0069-0600-01
Carton: 5 kits	0069-0600-05
Carton: 10 kits	0069-0600-10

The vial stopper and the syringe tip cap and plunger stopper are not made with natural rubber latex.

## 16.2 Storage Before Reconstitution

Store refrigerated at 2°C to 8°C (36°F to 46°F) in the original carton. During storage, a white deposit and clear supernatant may be observed in the prefilled syringe containing the MenB Component. Store the carton horizontally to minimize the time necessary to resuspend the MenB Component.

Do not freeze. Discard if the carton has been frozen.

## 16.3 Storage After Reconstitution

After reconstitution, administer PENBRAYA immediately or store between 2°C and 30°C (36°F and 86°F) and use within 4 hours. Do not freeze.

## 17 PATIENT COUNSELING INFORMATION

Prior to administration of PENBRAYA:

- Inform vaccine recipient of the potential benefits and risks of vaccination with PENBRAYA.
- Advise vaccine recipient to report any adverse events to their healthcare provider or to the Vaccine Adverse Event Reporting System at 1-800-822-7967 and <https://vaers.hhs.gov/>.

This product's labeling may have been updated. For the most recent prescribing information, please visit <https://dailymed.nlm.nih.gov/dailymed/>.

Manufactured by:  
Pfizer Ireland Pharmaceuticals  
Ringaskiddy, Cork, Ireland

US License No. 2060



Distributed by  
**Pfizer Labs**  
Division of Pfizer Inc.  
New York, NY 10001

LAB-1512-1.0

**PRINCIPAL DISPLAY PANEL - 1 Vial/Syringe Kit Carton**

NDC 0069-0600-01

Rx only

NOTICE: Lyophilized MenACWY  
Component and MenB Component  
must be combined before use.

Meningococcal Groups  
A, B, C, W, and Y Vaccine  
PENBRAYA™

For Intramuscular Use Only

Contents: 1 kit. The kit provides a single dose of PENBRAYA™

Each kit contains:

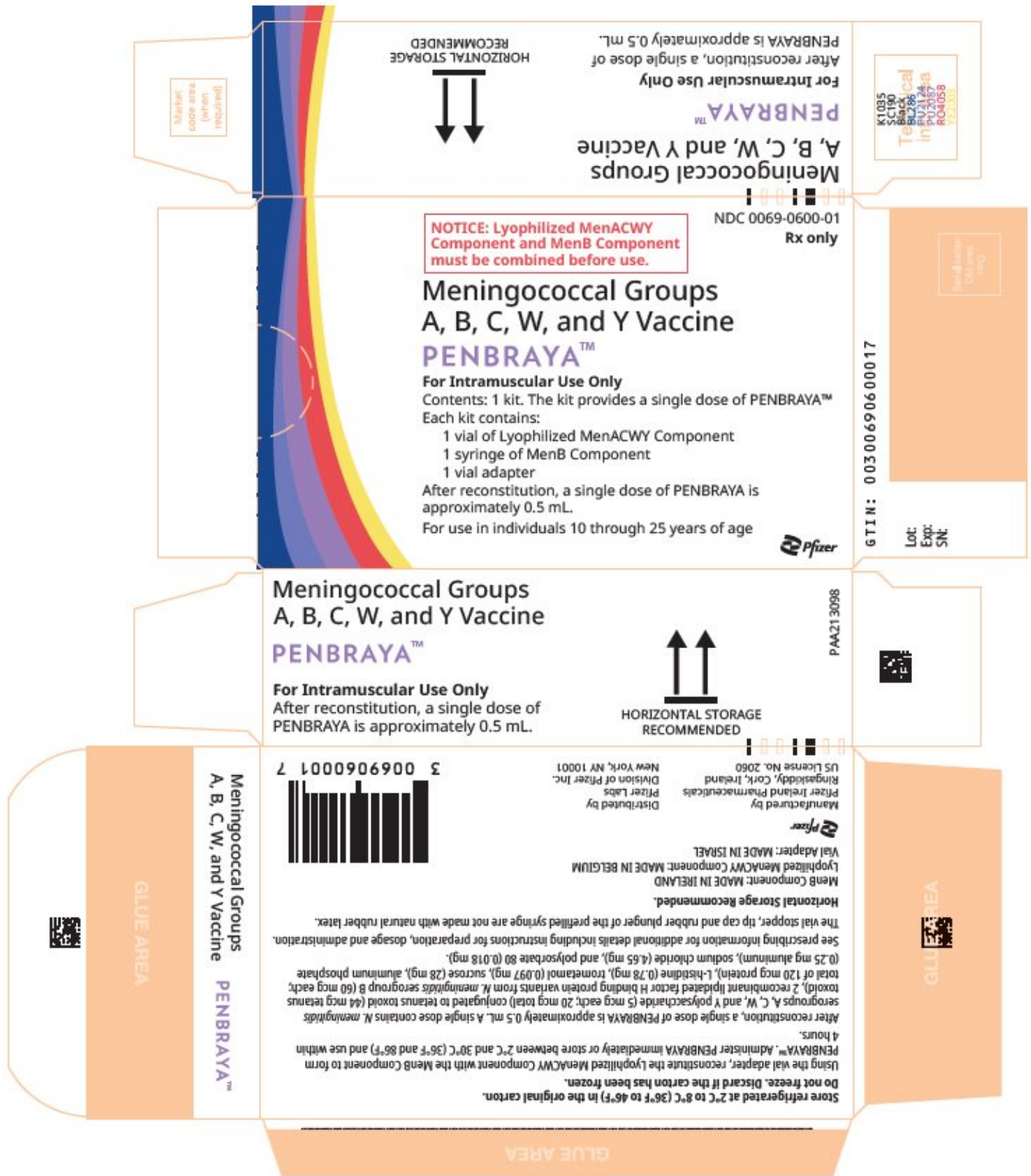
- 1 vial of Lyophilized MenACWY Component
- 1 syringe of MenB Component
- 1 vial adapter

After reconstitution, a single dose of PENBRAYA is  
approximately 0.5 mL.

For use in individuals 10 through 25 years of age

Pfizer





**PRINCIPAL DISPLAY PANEL - 5 Vial/Syringe Kit Carton**

NDC 0069-0600-05

Rx only

NOTICE: Lyophilized MenACWY Component and MenB Component must be combined

before use.

Meningococcal Groups  
A, B, C, W, and Y Vaccine  
PENBRAYA™

For Intramuscular Use Only

Contents: 5 kits. Each kit provides a  
single dose of PENBRAYA™

Each kit contains:

1 vial of Lyophilized MenACWY

Component

1 syringe of MenB Component

1 vial adapter

After reconstitution, a single dose of  
PENBRAYA is approximately 0.5 mL.

For use in individuals 10 through  
25 years of age

Pfizer



Rx only

NOTICE: Lyophilized MenACWY Component and MenB Component must be combined before use.

Meningococcal Groups  
A, B, C, W, and Y Vaccine  
PENBRAYA™

For Intramuscular Use Only

Contents: 10 kits. Each kit provides a single dose of PENBRAYA™

Each kit contains:

1 vial of Lyophilized MenACWY Component

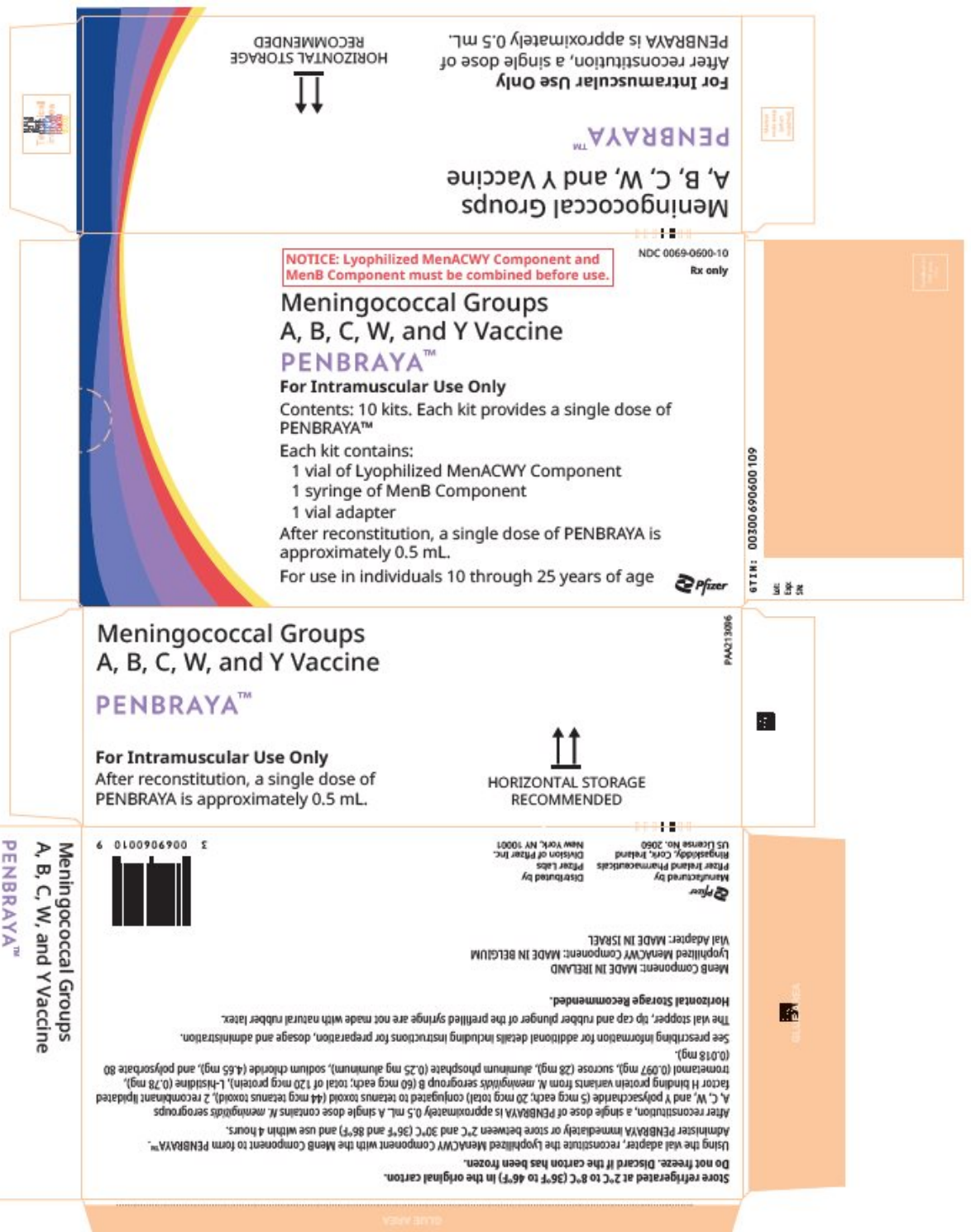
1 syringe of MenB Component

1 vial adapter

After reconstitution, a single dose of PENBRAYA is approximately 0.5 mL.

For use in individuals 10 through 25 years of age

Pfizer



## PRINCIPAL DISPLAY PANEL - 1 Vial Label

Lyophilized  
MenACWY Component

NDC 0069-0271-01

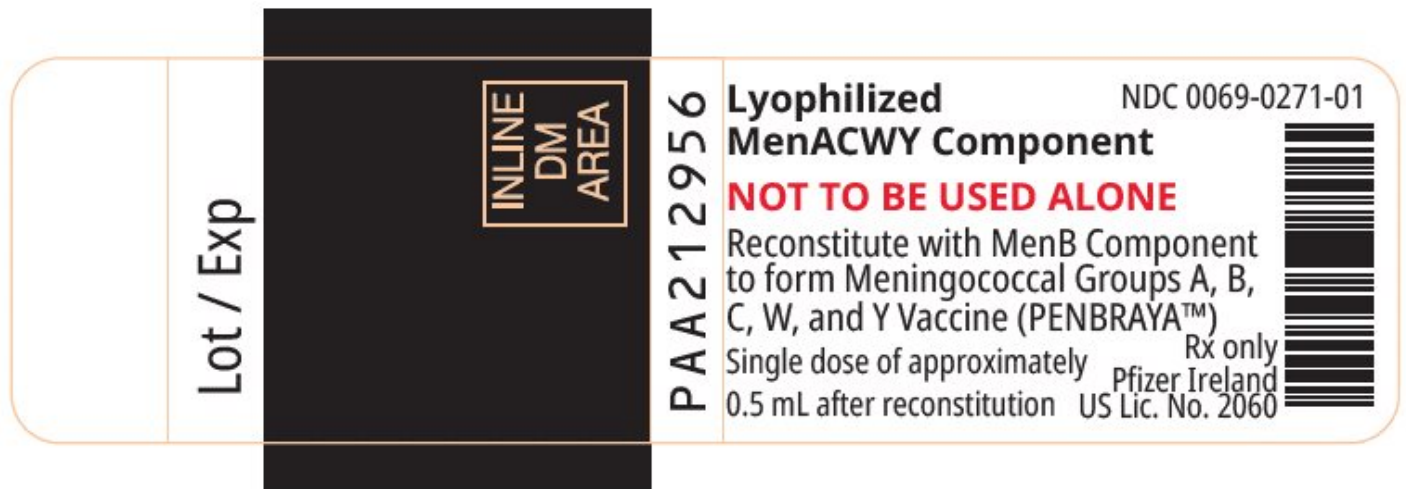
NOT TO BE USED ALONE

Reconstitute with MenB Component  
to form Meningococcal Groups A, B,

C, W, and Y Vaccine (PENBRAYA™)

Single dose of approximately  
0.5 mL after reconstitution

Rx only  
Pfizer Ireland  
US Lic. No. 2060



### PRINCIPAL DISPLAY PANEL - 1 Syringe Label

NDC 0069-0332-01

Rx only

MenB Component  
Add to 1 vial of Lyophilized  
MenACWY Component to form  
Meningococcal  
Groups A, B, C, W,  
and Y Vaccine  
(PENBRAYA™)

NOT TO BE USED ALONE

PAA213095

Lot:

Exp:

MenB Component

NOT TO BE USED ALONE

SHAKE WELL

Add to 1 vial of Lyophilized  
MenACWY Component to form  
Meningococcal  
Groups A, B, C, W, and Y Vaccine  
(PENBRAYA™)

GS1 128 encodes:  
0110300690332014

The diagram shows a vaccine label with several key sections:

- Barcode:** A standard 1D barcode is located at the top left, with a right-pointing arrow to its left.
- NDC and Rx only:** Below the barcode, the text "NDC 0069-0332-01" is on the left and "Rx only" is on the right.
- Product Name:** "MenB Component" is printed in bold black text.
- Instructions:** "Add to 1 vial of Lyophilized MenACWY Component to form Meningococcal Groups A, B, C, W, and Y Vaccine (PENBRAYA™)" is printed in black text.
- Warning:** "NOT TO BE USED ALONE" is printed in bold red text.
- Lot Number:** "PAA213095" is printed in black text.
- Expiration:** "Lot:" and "Exp:" are printed in black text, with a large white rectangular area below them labeled "Overprint area" in orange text.
- Bottom Section:** A grey rectangular area at the bottom contains:
  - "MenB Component" in bold black text.
  - "NOT TO BE USED ALONE" in bold red text.
  - "SHAKE WELL" in bold black text.
  - "Add to 1 vial of Lyophilized MenACWY Component to form Meningococcal Groups A, B, C, W, and Y Vaccine (PENBRAYA™)" in black text.
  - "Pfizer Ireland" on the left and "US Lic. No. 2060" on the right in black text.

# PENBRAYA

meningococcal groups a, b, c, w, and y vaccine kit

## Product Information

<b>Product Type</b>	VACCINE	<b>Item Code (Source)</b>	NDC:0069-0600
---------------------	---------	---------------------------	---------------

## Packaging

#	Item Code	Package Description	Marketing Start Date	Marketing End Date
1	NDC:0069-0600-01	1 in 1 CARTON		
1	NDC:0069-0600-99	1 in 1 KIT; Type 9: Other Type of Part 3 Combination Product (e.g., Drug/Device/Biological Product)		
2	NDC:0069-0600-05	5 in 1 CARTON		
2	NDC:0069-0600-99	1 in 1 KIT; Type 9: Other Type of Part 3 Combination Product (e.g., Drug/Device/Biological Product)		
3	NDC:0069-0600-10	10 in 1 CARTON		
3	NDC:0069-0600-99	1 in 1 KIT; Type 9: Other Type of Part 3 Combination Product (e.g., Drug/Device/Biological Product)		

## Quantity of Parts

Part #	Package Quantity	Total Product Quantity
Part 1	1 VIAL, GLASS	0.5 mL
Part 2	1 SYRINGE	0.5 mL

## Part 1 of 2

### LYOPHILIZED MENACWY COMPONENT

lyophilized menacwy component injection, powder, lyophilized, for suspension

## Product Information

<b>Item Code (Source)</b>	NDC:0069-0271
<b>Route of Administration</b>	INTRAMUSCULAR

## Active Ingredient/Active Moiety

Ingredient Name	Basis of Strength	Strength
<b>NEISSERIA MENINGITIDIS GROUP A CAPSULAR POLYSACCHARIDE TETANUS TOXOID CONJUGATE ANTIGEN</b> (UNII: T4GYX3110D) (NEISSERIA MENINGITIDIS GROUP A CAPSULAR POLYSACCHARIDE TETANUS TOXOID CONJUGATE ANTIGEN - UNII:T4GYX3110D)	NEISSERIA MENINGITIDIS GROUP A CAPSULAR POLYSACCHARIDE TETANUS TOXOID CONJUGATE ANTIGEN	5 ug in 0.5 mL
<b>NEISSERIA MENINGITIDIS GROUP C CAPSULAR POLYSACCHARIDE TETANUS TOXOID CONJUGATE ANTIGEN</b> (UNII: ZT89E5A103) (NEISSERIA MENINGITIDIS GROUP C CAPSULAR POLYSACCHARIDE TETANUS	NEISSERIA MENINGITIDIS GROUP C CAPSULAR POLYSACCHARIDE TETANUS	5 ug in 0.5 mL



TOXOID CONJUGATE ANTIGEN - UNII:ZT89E5A103)	TOXOID CONJUGATE ANTIGEN	
<b>NEISSERIA MENINGITIDIS GROUP W-135 CAPSULAR POLYSACCHARIDE TETANUS TOXOID CONJUGATE ANTIGEN</b> (UNII: L77OK410KW) (NEISSERIA MENINGITIDIS GROUP W-135 CAPSULAR POLYSACCHARIDE TETANUS TOXOID CONJUGATE ANTIGEN - UNII:L77OK410KW)	NEISSERIA MENINGITIDIS GROUP W-135 CAPSULAR POLYSACCHARIDE TETANUS TOXOID CONJUGATE ANTIGEN	5 ug in 0.5 mL
<b>NEISSERIA MENINGITIDIS GROUP Y CAPSULAR POLYSACCHARIDE TETANUS TOXOID CONJUGATE ANTIGEN</b> (UNII: 4WAN8PQK15) (NEISSERIA MENINGITIDIS GROUP Y CAPSULAR POLYSACCHARIDE TETANUS TOXOID CONJUGATE ANTIGEN - UNII:4WAN8PQK15)	NEISSERIA MENINGITIDIS GROUP Y CAPSULAR POLYSACCHARIDE TETANUS TOXOID CONJUGATE ANTIGEN	5 ug in 0.5 mL

### Inactive Ingredients

Ingredient Name	Strength
<b>CLOSTRIDIUM TETANI TOXOID ANTIGEN (FORMALDEHYDE INACTIVATED)</b> (UNII: K3W1N8YP13)	44 ug in 0.5 mL
<b>TROMETHAMINE</b> (UNII: 023C2WHX2V)	97 ug in 0.5 mL
<b>SUCROSE</b> (UNII: C151H8M554)	28 mg in 0.5 mL

### Packaging

#	Item Code	Package Description	Marketing Start Date	Marketing End Date
1	NDC:0069-0271-01	0.5 mL in 1 VIAL, GLASS; Type 0: Not a Combination Product		

### Marketing Information

Marketing Category	Application Number or Monograph Citation	Marketing Start Date	Marketing End Date
BLA	BLA125770	11/27/2023	

### Part 2 of 2

### MENB COMPONENT

menb component suspension

### Product Information

<b>Item Code (Source)</b>	NDC:0069-0332
<b>Route of Administration</b>	INTRAMUSCULAR

### Active Ingredient/Active Moiety

Ingredient Name	Basis of Strength	Strength
<b>NEISSERIA MENINGITIDIS GROUP B RECOMBINANT LP2086 A05 PROTEIN VARIANT ANTIGEN</b> (UNII: 583WCD0IZI) (NEISSERIA MENINGITIDIS GROUP B RECOMBINANT LP2086 A05 PROTEIN VARIANT ANTIGEN - UNII:583WCD0IZI)	NEISSERIA MENINGITIDIS GROUP B RECOMBINANT LP2086 A05 PROTEIN VARIANT ANTIGEN	0.06 mg in 0.5 mL
<b>NEISSERIA MENINGITIDIS GROUP B RECOMBINANT LP2086 B01 PROTEIN VARIANT ANTIGEN</b> (UNII: 7MBD4K530D) (NEISSERIA	NEISSERIA MENINGITIDIS GROUP B RECOMBINANT	0.06 mg

MENINGITIDIS GROUP B RECOMBINANT LP2086 B01 PROTEIN VARIANT ANTIGEN - UNII:7MBD4K530D)

LP2086 B01 PROTEIN VARIANT ANTIGEN

in 0.5 mL

### Inactive Ingredients

Ingredient Name	Strength
<b>SODIUM CHLORIDE</b> (UNII: 451W47IQ8X)	4.38 mg in 0.5 mL
<b>HISTIDINE</b> (UNII: 4QD397987E)	0.78 mg in 0.5 mL
<b>POLYSORBATE 80</b> (UNII: 6OZP39ZG8H)	0.018 mg in 0.5 mL
<b>ALUMINUM PHOSPHATE</b> (UNII: F92V3S521O)	0.25 mg in 0.5 mL
<b>WATER</b> (UNII: 059QF0KO0R)	498 mg in 0.5 mL

### Packaging

#	Item Code	Package Description	Marketing Start Date	Marketing End Date
1	NDC:0069-0332-01	0.5 mL in 1 SYRINGE; Type 9: Other Type of Part 3 Combination Product (e.g., Drug/Device/Biological Product)		

### Marketing Information

Marketing Category	Application Number or Monograph Citation	Marketing Start Date	Marketing End Date
BLA	BLA125770	11/27/2023	

### Marketing Information

Marketing Category	Application Number or Monograph Citation	Marketing Start Date	Marketing End Date
BLA	BLA125770	11/27/2023	

**Labeler** - Pfizer Laboratories Div Pfizer Inc (134489525)

### Establishment

Name	Address	ID/FEI	Business Operations
Pfizer Health AB		354433591	ANALYSIS(0069-0600) , API MANUFACTURE(0069-0600)

### Establishment

Name	Address	ID/FEI	Business Operations
Pfizer Inc		004954111	API MANUFACTURE(0069-0600) , ANALYSIS(0069-0600)

### Establishment

Name	Address	ID/FEI	Business Operations
Wyeth Pharmaceutical Division of Wyeth Holdings LLC		883534067	ANALYSIS(0069-0600) , API MANUFACTURE(0069-0600)

<b>Establishment</b>			
<b>Name</b>	<b>Address</b>	<b>ID/FEI</b>	<b>Business Operations</b>
Pfizer Ireland Pharmaceuticals		985586408	ANALYSIS(0069-0600) , API MANUFACTURE(0069-0600) , MANUFACTURE(0069-0600)

<b>Establishment</b>			
<b>Name</b>	<b>Address</b>	<b>ID/FEI</b>	<b>Business Operations</b>
Pfizer Manufacturing Austria GmbH		300453240	ANALYSIS(0069-0600)

<b>Establishment</b>			
<b>Name</b>	<b>Address</b>	<b>ID/FEI</b>	<b>Business Operations</b>
Pfizer Manufacturing Belgium NV		370156507	ANALYSIS(0069-0600) , MANUFACTURE(0069-0600) , PACK(0069-0600) , LABEL(0069-0600)

Revised: 5/2024

Pfizer Laboratories Div Pfizer Inc