

# **PILOCARPINE HYDROCHLORIDE- pilocarpine hydrochloride solution/ drops**

## **Akorn**

-----

### **HIGHLIGHTS OF PRESCRIBING INFORMATION**

These highlights do not include all the information needed to use **PILOCARPINE HYDROCHLORIDE OPHTHALMIC SOLUTION** safely and effectively. See full prescribing information for **PILOCARPINE HYDROCHLORIDE OPHTHALMIC SOLUTION**.

**PILOCARPINE HYDROCHLORIDE Ophthalmic Solution, USP 1%, 2% and 4%**

**Initial U.S. Approval: 1974**

### **INDICATIONS AND USAGE**

Pilocarpine hydrochloride ophthalmic solution is a muscarinic cholinergic agonist indicated for

- The reduction of elevated intraocular pressure (IOP) in patients with open-angle glaucoma or ocular hypertension (1.1)
- The management of acute angle-closure glaucoma (1.2)
- The prevention of postoperative elevated IOP associated with laser surgery (1.3)
- The induction of miosis (1.4)

### **DOSAGE AND ADMINISTRATION**

- Instill one drop in the eye(s) up to four times daily (2).

### **DOSAGE FORMS AND STRENGTHS**

- Solution containing 1% (10 mg/mL), 2% (20 mg/mL) or 4% (40 mg/mL) pilocarpine hydrochloride (3)

### **CONTRAINDICATIONS**

None. (4)

### **WARNINGS AND PRECAUTIONS**

- Poor illumination: Exercise caution in night driving and other hazardous occupations in poor illumination (5.1).
- Pre-existing retinal disease: Rare cases of retinal detachment have been reported; a thorough examination of the retina including funduscopy is advised in all patients prior to the initiation of therapy (5.2).
- Iritis: Caution is advised in patients with iritis (5.3).
- Congenital glaucoma: Caution is advised in pediatric patients with primary congenital glaucoma for control of IOP as cases of a paradoxical increase in IOP have been reported (5.4).

### **ADVERSE REACTIONS**

Most common adverse reactions are headache/browache, accommodative change, eye irritation, eye pain, blurred vision, and/or visual impairment (6).

**To report SUSPECTED ADVERSE REACTIONS, contact Akorn Operating Company LLC at 1-800-932-5676 or FDA at 1-800-FDA-1088 or [www.fda.gov/medwatch](http://www.fda.gov/medwatch).**

**See 17 for PATIENT COUNSELING INFORMATION.**

**Revised: 3/2022**

---

## **FULL PRESCRIBING INFORMATION: CONTENTS\***

### **1 INDICATIONS AND USAGE**

- 1.1 Reduction of Elevated Intraocular Pressure (IOP) in Patients with Open-Angle Glaucoma or Ocular Hypertension
- 1.2 Management of Acute Angle-Closure Glaucoma
- 1.3 Prevention of Postoperative Elevated IOP Associated with Laser Surgery
- 1.4 Induction of Miosis

## **2 DOSAGE AND ADMINISTRATION**

- 2.1 Reduction of Elevated Intraocular Pressure (IOP) in Patients with Open-Angle Glaucoma or Ocular Hypertension
- 2.2 Management of Acute Angle-Closure Glaucoma
- 2.3 Prevention of Postoperative Elevated IOP Associated with Laser Surgery
- 2.4 Induction of Miosis
- 2.5 Use with Other Topical Ophthalmic Medications
- 2.6 Use in Pediatric Patients

## **3 DOSAGE FORMS AND STRENGTHS**

## **4 CONTRAINDICATIONS**

## **5 WARNINGS AND PRECAUTIONS**

- 5.1 Poor Illumination
- 5.2 Pre-existing Retinal Disease
- 5.3 Iritis
- 5.4 Primary Congenital Glaucoma
- 5.5 Contact Lens Wear

## **6 ADVERSE REACTIONS**

## **8 USE IN SPECIFIC POPULATIONS**

- 8.1 Pregnancy
- 8.3 Nursing Mothers
- 8.4 Pediatric Use
- 8.5 Geriatric Use

## **10 OVERDOSAGE**

## **11 DESCRIPTION**

## **12 CLINICAL PHARMACOLOGY**

- 12.1 Mechanism of Action
- 12.3 Pharmacokinetics

## **13 NONCLINICAL TOXICOLOGY**

- 13.1 Carcinogenesis, Mutagenesis, Impairment of Fertility

## **14 CLINICAL STUDIES**

## **16 HOW SUPPLIED/STORAGE AND HANDLING**

## **17 PATIENT COUNSELING INFORMATION**

- 17.1 Avoiding Contamination of the Product
- 17.2 Night Driving
- 17.3 Accommodative Spasm
- 17.4 Contact Lens Wear
- 17.5 Concomitant Topical Ocular Therapy
- 17.6 Systemic Exposure

\* Sections or subsections omitted from the full prescribing information are not listed.

---

## **FULL PRESCRIBING INFORMATION**

### **1 INDICATIONS AND USAGE**

**Pilocarpine hydrochloride ophthalmic solution is indicated for the:**

## **1.1 Reduction of Elevated Intraocular Pressure (IOP) in Patients with Open-Angle Glaucoma or Ocular Hypertension**

## **1.2 Management of Acute Angle-Closure Glaucoma**

## **1.3 Prevention of Postoperative Elevated IOP Associated with Laser Surgery**

## **1.4 Induction of Miosis**

# **2 DOSAGE AND ADMINISTRATION**

## **2.1 Reduction of Elevated Intraocular Pressure (IOP) in Patients with Open-Angle Glaucoma or Ocular Hypertension**

One drop of pilocarpine hydrochloride ophthalmic solution 1%, 2% or 4% should be applied topically in the eye(s) up to four times daily. Pilocarpine-naïve patients should be started on the 1% concentration as higher concentrations are often not tolerated initially. The frequency of instillation and concentration of pilocarpine hydrochloride ophthalmic solution are determined by the severity of the elevated intraocular pressure and miotic response of the patient.

To limit systemic exposure to pilocarpine, patients may be instructed to perform punctal occlusion for 2 minutes after instillation of pilocarpine hydrochloride ophthalmic solution.

## **2.2 Management of Acute Angle-Closure Glaucoma**

Prior to pilocarpine hydrochloride ophthalmic solution use, treatment with secretory suppressants and hyperosmotic agents may be needed to lower IOP below 50 mmHg and relieve iris ischemia.

For initial management of acute angle-closure glaucoma, one drop of pilocarpine hydrochloride ophthalmic solution 1% or 2% may be applied topically in the eye(s) up to three times over a 30-minute period.

If laser iridoplasty or iridomy is used to break the attack, one drop of pilocarpine hydrochloride ophthalmic solution 4% should be administered prior to the procedure. Following laser iridoplasty, one drop of pilocarpine hydrochloride ophthalmic solution 1% should be administered four times daily until an iridotomy can be performed.

## **2.3 Prevention of Postoperative Elevated IOP Associated with Laser Surgery**

One drop of pilocarpine hydrochloride ophthalmic solution 1%, 2% or 4% (or two drops administered five minutes apart) should be applied topically in the eye(s) 15 to 60 minutes prior to surgery.

## **2.4 Induction of Miosis**

One drop of pilocarpine hydrochloride ophthalmic solution 1%, 2% or 4% (or two drops administered five minutes apart) should be applied topically in the eye(s).

## **2.5 Use with Other Topical Ophthalmic Medications**

Pilocarpine hydrochloride ophthalmic solution may be used in combination with beta-

blockers, carbonic anhydrase inhibitors, sympathomimetics or hyperosmotic agents. If more than one topical ophthalmic drug is being used, the drugs should be administered at least five (5) minutes apart.

## **2.6 Use in Pediatric Patients**

In children under 2 years of age, one drop of pilocarpine hydrochloride ophthalmic solution 1% should be applied topically in the eye(s) three times daily. Children 2 years of age and over should be dosed as for adults.

For the induction of miosis prior to goniotomy or trabeculotomy in children, one drop of pilocarpine hydrochloride ophthalmic solution 1% or 2% should be applied topically in the eye 15 to 60 minutes prior to surgery.

## **3 DOSAGE FORMS AND STRENGTHS**

Bottle filled with 15 mL of 1% (10 mg/mL), 2% (20 mg/mL) or 4% (40 mg/mL) pilocarpine hydrochloride sterile ophthalmic solution.

## **4 CONTRAINDICATIONS**

None.

## **5 WARNINGS AND PRECAUTIONS**

### **5.1 Poor Illumination**

Patients should be advised to exercise caution in night driving and other hazardous occupations in poor illumination. In addition, miotics may cause accommodative spasm. Patients should be advised not to drive or use machinery if vision is not clear.

### **5.2 Pre-existing Retinal Disease**

As with all miotics, rare cases of retinal detachment have been reported when used in certain susceptible individuals and those with pre-existing retinal disease; therefore, a thorough examination of the retina including funduscopy is advised in all patients prior to the initiation of therapy.

### **5.3 Iritis**

Pilocarpine hydrochloride ophthalmic solution is not recommended to be used when iritis is present.

### **5.4 Primary Congenital Glaucoma**

Caution is advised when using pilocarpine hydrochloride ophthalmic solution in pediatric patients with primary congenital glaucoma for control of intraocular pressure (IOP) as cases of a paradoxical increase in IOP have been reported. In addition, the use of pilocarpine hydrochloride ophthalmic solution is not recommended in pediatric patients diagnosed with glaucoma secondary to anterior segment dysgenesis or uveitis (especially if uveitis is active).

## **5.5 Contact Lens Wear**

Contact lens wearers should be advised to remove their lenses prior to the instillation of pilocarpine hydrochloride ophthalmic solution and to wait 10 minutes after dosing before reinserting their contact lenses.

## **6 ADVERSE REACTIONS**

### **Clinical Studies Experience**

Because clinical trials are conducted under widely varying conditions, adverse reaction rates observed in the clinical trials of a drug cannot be directly compared to rates in the clinical trials of another drug and may not reflect the rates observed in practice.

The safety data described below reflect exposure in four controlled clinical trials of 90 days to 2 years duration in 317 patients diagnosed with open-angle glaucoma or ocular hypertension. In the four clinical trials, patients were treated with pilocarpine hydrochloride ophthalmic solution 2%, two to four times daily or with pilocarpine 1%, 1.75% or 2% in fixed combination with betaxolol 0.25%, two or three times daily. The most frequently reported adverse reactions occurring in  $\geq 5\%$  of patients in the pilocarpine 2% populations were: headache/browache, accommodative change, blurred vision, eye irritation, visual impairment (dim, dark, or “jumping” vision), and eye pain. The adverse reaction profile reported for the use of pilocarpine hydrochloride ophthalmic solution in pediatric patients is comparable to that seen in adult patients.

## **8 USE IN SPECIFIC POPULATIONS**

### **8.1 Pregnancy**

Pregnancy. Category C. Animal reproduction studies have not been conducted with pilocarpine hydrochloride. It is also not known whether pilocarpine hydrochloride can cause fetal harm when administered to a pregnant woman or can affect reproduction capacity. Pilocarpine hydrochloride ophthalmic solution should be given to a pregnant woman only if clearly needed.

### **8.3 Nursing Mothers**

It is not known whether this drug is excreted in human milk. Because many drugs are excreted in human milk, caution should be exercised when pilocarpine hydrochloride ophthalmic solution is administered to a nursing woman.

### **8.4 Pediatric Use**

Safety and effectiveness of pilocarpine hydrochloride ophthalmic solution in pediatric patients have been established.

### **8.5 Geriatric Use**

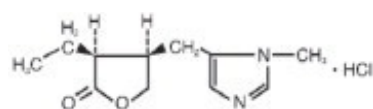
No overall differences in safety or effectiveness have been observed between elderly and younger patients.

## 10 OVERDOSAGE

Systemic toxicity following topical ocular administration of pilocarpine is rare, but occasionally patients who are sensitive may develop sweating and gastrointestinal overactivity following the suggested dosage and administration. Overdosage can produce sweating, salivation, nausea, tremors and slowing of the pulse and a decrease in blood pressure. In moderate overdosage, spontaneous recovery is to be expected and is aided by intravenous fluids to compensate for dehydration. For patients demonstrating severe poisoning, atropine, the pharmacologic antagonist to pilocarpine, should be used.

## 11 DESCRIPTION

Pilocarpine Hydrochloride Ophthalmic Solution, USP is a cholinergic agonist prepared as a sterile topical ophthalmic solution. The active ingredient is represented by the chemical structure:



Established name: Pilocarpine hydrochloride

Chemical name: 2(3*H*)-furanone, 3-ethylidihydro-4-[(1-methyl-1*H*-imidazol-5-yl)-methyl]-monohydrochloride, (3*S*-*cis*)-.

Molecular Formula: C<sub>11</sub>H<sub>16</sub>N<sub>2</sub>O<sub>2</sub> • HCl

Molecular Weight: 244.72

Each mL of Pilocarpine Hydrochloride Ophthalmic Solution, USP contains:

**Active:** Pilocarpine hydrochloride 1% (10 mg/mL), 2% (20 mg/mL), or 4% (40 mg/mL).

**Preservative:** Benzalkonium chloride 0.01%.

**Inactives:** Hypromellose (2910) 5 mg (0.5%), boric acid, sodium citrate, sodium chloride (present in 1% only); hydrochloric acid and/or sodium hydroxide (to adjust pH); water for injection.

Pilocarpine Hydrochloride Ophthalmic Solution, USP has a pH of 3.5 to 5.5 and an osmolality of 270 to 350 mOsm/kg (1% product), 290 to 350 mOsm/kg (2% product) and 500 to 600 mOsm/kg (4% product).

## 12 CLINICAL PHARMACOLOGY

### 12.1 Mechanism of Action

Pilocarpine hydrochloride is a direct acting cholinergic parasympathomimetic agent which acts through direct stimulation of muscarinic receptors and smooth muscle such as the iris and secretory glands. Pilocarpine contracts the ciliary muscle, causing increased tension on the scleral spur and opening of the trabecular meshwork spaces to

facilitate outflow of aqueous humor. Outflow resistance is reduced, lowering intraocular pressure (IOP). Pilocarpine also produces miosis through contraction of the iris sphincter muscle. Miosis relieves appositional angle narrowing and closure, which lowers IOP in certain types of angle-closure glaucoma.

### **12.3 Pharmacokinetics**

Systemic exposure to pilocarpine was evaluated in 14 healthy subjects administered 2 drops of pilocarpine hydrochloride ophthalmic solution 4% to both eyes four times daily for eight days. A comparison of  $C_{\max}$  values on Days 5 and 8 indicated that pilocarpine concentrations in plasma reached steady-state following topical administration of pilocarpine hydrochloride ophthalmic solution 4%. The mean (SD)  $C_{\max}$  and  $AUC_{0-\text{last}}$  values on Day 8 were 3.7 (3.2) ng/mL and 7.7 (8.4) ng×hour/mL, respectively. The  $T_{\max}$  values on Day 8 ranged from 0.5 to 1 hour.

## **13 NONCLINICAL TOXICOLOGY**

### **13.1 Carcinogenesis, Mutagenesis, Impairment of Fertility**

There have been no long-term studies done using pilocarpine hydrochloride in animals to evaluate carcinogenic potential.

## **14 CLINICAL STUDIES**

In clinical trials reported in the medical literature, pilocarpine ophthalmic solution reduced intraocular pressure (IOP) by 3 to 7 mmHg in patients with open-angle glaucoma. Pilocarpine ophthalmic solution has also been shown to be effective in the induction of miosis, in the prevention of postoperative elevated IOP, and in the management of acute angle-closure glaucoma.

## **16 HOW SUPPLIED/STORAGE AND HANDLING**

Pilocarpine Hydrochloride Ophthalmic Solution, USP 1%, 2% and 4% is supplied sterile in white low density polyethylene plastic ophthalmic bottles and natural low density polyethylene tips with green polypropylene caps.

15 mL in 15 mL bottles

1% - NDC 17478-223-12

2% - NDC 17478-224-12

4% - NDC 17478-226-12

**STORAGE:** Store at 20° to 25°C (68° to 77°F) [see USP Controlled Room Temperature]. Protect from freezing.

Keep tightly closed.

## **17 PATIENT COUNSELING INFORMATION**

### **17.1 Avoiding Contamination of the Product**

Do not touch dropper tip to any surface, as this may contaminate the contents.

### **17.2 Night Driving**

Caution is advised with night driving and when hazardous activities are undertaken in poor illumination.

### **17.3 Accommodative Spasm**

Pilocarpine hydrochloride ophthalmic solution may cause problems when changing focus between near objects and distant objects. Do not drive or use machinery if vision is not clear.

### **17.4 Contact Lens Wear**

Contact lens should be removed prior to the instillation of pilocarpine hydrochloride ophthalmic solution. Wait 10 minutes after dosing before reinserting contact lenses.

### **17.5 Concomitant Topical Ocular Therapy**

If more than one topical ophthalmic medication is being used, the medicines must be administered at least 5 minutes apart.

### **17.6 Systemic Exposure**

To limit exposure to pilocarpine to the eye alone, close eyes gently and apply pressure with finger to the corner of eye by the nose for 2 minutes after instillation of pilocarpine hydrochloride ophthalmic solution.

### **Rx Only**

AKORN

Distributed by:

**Akorn Operating Company LLC**

Gurnee, IL 60031

PC00N Rev. 03/22

Principal Display Panel Text for Container Label:

NDC 17478-223-12

Pilocarpine HCl

Ophthalmic

Solution, USP

1%

FOR USE IN THE

EYES ONLY

Eye Logo

Rx only



**Each mL contains:**

**Active:** Pilocarpine  
Hydrochloride 10 mg  
(1%).

**Preservative:**

Benzalkonium Chloride  
0.1 mg (0.01%).

**Protect from freezing.**

Distributed by:

**Akorn Operating Company LLC**  
Gurnee, IL 60031

NDC 17478-223-12

**Pilocarpine HCl  
Ophthalmic  
Solution, USP**

**1%**

**FOR USE IN THE  
EYES ONLY**



**Rx only**

**Sterile**

**15 mL**

**Usual Dosage:** One  
drop in the eye(s)  
up to four times  
daily. See package  
insert for dosage  
information.



(01)00317478223122

PCAKL Rev. 03/22

LOT

EXP.

Principal Display Panel Text for Carton Label:

NDC 17478-223-12

Pilocarpine

Hydrochloride

Ophthalmic

Solution, USP

1%

FOR USE IN THE

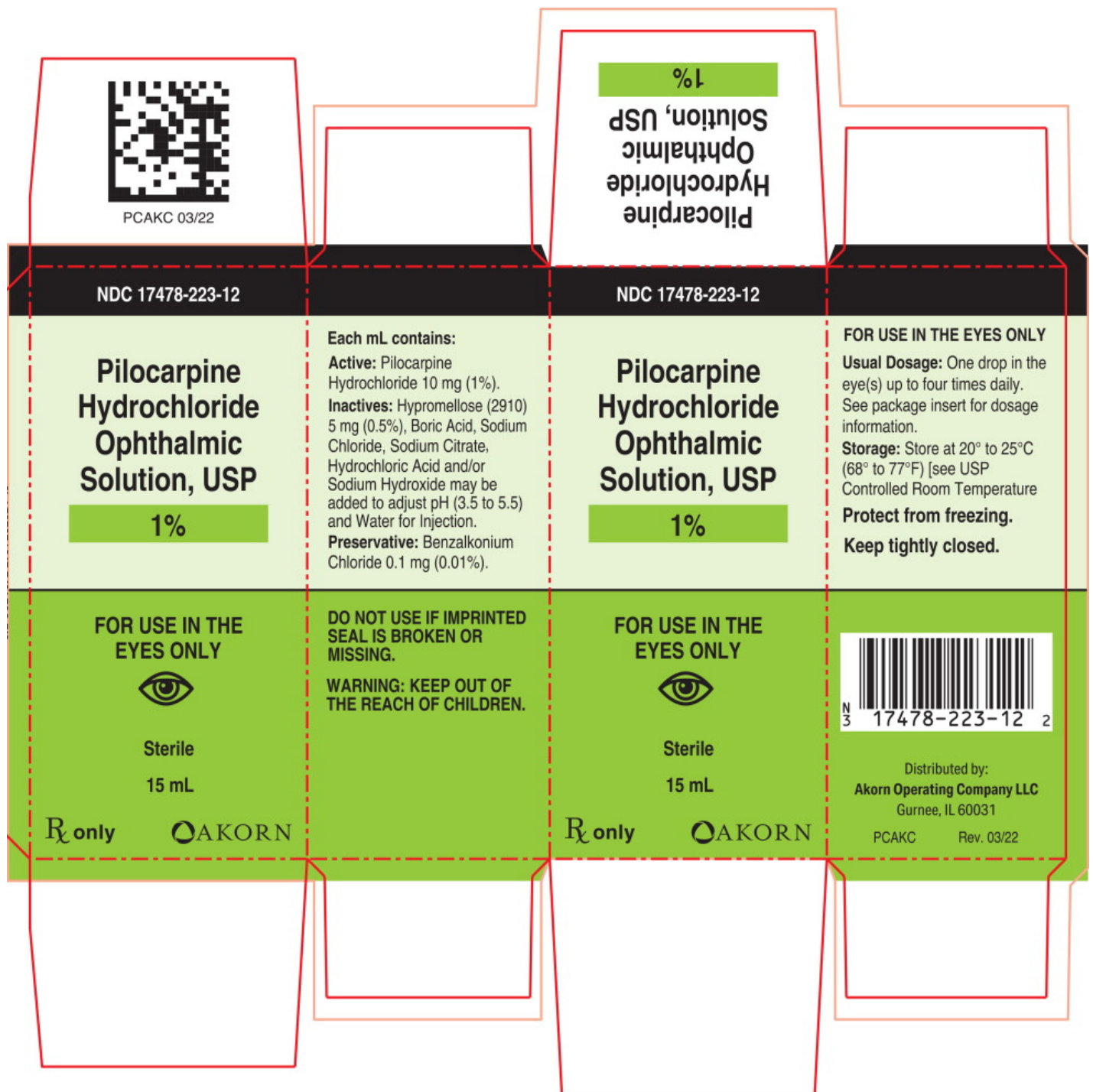
EYES ONLY

Eye Logo

Sterile

15 mL

Rx only Akorn Logo



Principal Display Panel Text for Container Label:

NDC 17478-224-12

Pilocarpine HCl

Ophthalmic

Solution, USP



2%

FOR USE IN THE

EYES ONLY

Eye Logo

Rx only

<b>Each mL contains:</b> <b>Active:</b> Pilocarpine Hydrochloride 20 mg (2%). <b>Preservative:</b> Benzalkonium Chloride 0.1 mg (0.01%). <b>Protect from freezing.</b> Distributed by: <b>Akorn Operating Company LLC</b> Gurnee, IL 60031 PCBKL Rev. 03/22	<b>NDC 17478-224-12</b> <b>Pilocarpine HCl</b> <b>Ophthalmic</b> <b>Solution, USP</b> <b>2%</b> <b>FOR USE IN THE</b> <b>EYES ONLY</b>  <b>Rx only</b>	<b>Sterile</b> <b>15 mL</b> <b>Usual Dosage:</b> One drop in the eye(s) up to four times daily. See package insert for dosage information.	 (01)00317478224129
			<b>LOT</b> <b>EXP.</b>

Principal Display Panel Text for Carton Label:

NDC 17478-224-12

Pilocarpine

Hydrochloride

Ophthalmic

Solution, USP

2%

FOR USE IN THE

EYES ONLY

Eye Logo

Sterile

15 mL

Rx only Akorn Logo



Principal Display Panel Text for Container Label:

NDC 17478-226-12

Pilocarpine HCl

Ophthalmic

Solution, USP



4%

FOR USE IN THE

EYES ONLY

Eye Logo

Rx only

<b>Each mL contains:</b> <b>Active:</b> Pilocarpine Hydrochloride 40 mg (4%). <b>Preservative:</b> Benzalkonium Chloride 0.1 mg (0.01%).  Distributed by: <b>Akorn Operating Company LLC</b> Gurnee, IL 60031 PCCKL Rev. 03/22	<b>NDC 17478-226-12</b> <b>Pilocarpine HCl</b> <b>Ophthalmic</b> <b>Solution, USP</b> <b>4%</b> <b>FOR USE IN THE EYES ONLY</b>  <b>Rx only</b>	<b>Sterile</b> <b>15 mL</b> <b>Usual Dosage:</b> One drop in the eye(s) up to four times daily. See package insert for dosage information. <b>Protect from freezing.</b>	 (01)00317478226123  LOT EXP.
---	---	---	--

Principal Display Panel Text for Carton Label:

NDC 17478-226-12

Pilocarpine

Hydrochloride

Ophthalmic

Solution, USP

4%

FOR USE IN THE

EYES ONLY

Eye Logo

Sterile

15 mL

Rx only Akorn Logo





## PILOCARPINE HYDROCHLORIDE

pilocarpine hydrochloride solution/ drops

### Product Information

<b>Product Type</b>	HUMAN PRESCRIPTION DRUG	<b>Item Code (Source)</b>	NDC:17478-223
<b>Route of Administration</b>	OPHTHALMIC		

### Active Ingredient/Active Moiety

Ingredient Name	Basis of Strength	Strength
-----------------	-------------------	----------

<b>Pilocarpine Hydrochloride</b> (UNII: 0WW6D218XJ) (Pilocarpine - UNII:01MI4Q9DI3)	Pilocarpine Hydrochloride	10 mg in 1 mL
---	---------------------------	---------------

Inactive Ingredients	
Ingredient Name	Strength
<b>Hypromellose, Unspecified</b> (UNII: 3NXW29V3WO)	
<b>Boric Acid</b> (UNII: R57ZHV85D4)	
<b>Sodium Chloride</b> (UNII: 451W47IQ8X)	
<b>Sodium Citrate, Unspecified Form</b> (UNII: 1Q73Q2JULR)	
<b>Hydrochloric Acid</b> (UNII: QTT17582CB)	
<b>Sodium Hydroxide</b> (UNII: 55X04QC32I)	
<b>Water</b> (UNII: 059QF0KO0R)	
<b>Benzalkonium Chloride</b> (UNII: F5UM2KM3W7)	

Packaging				
#	Item Code	Package Description	Marketing Start Date	Marketing End Date
1	NDC:17478-223-12	1 in 1 CARTON	09/28/2017	
1		15 mL in 1 BOTTLE, DROPPER; Type 0: Not a Combination Product		

Marketing Information			
Marketing Category	Application Number or Monograph Citation	Marketing Start Date	Marketing End Date
ANDA	ANDA204398	09/28/2017	

**PILOCARPINE HYDROCHLORIDE**  
 pilocarpine hydrochloride solution/ drops

Product Information			
<b>Product Type</b>	HUMAN PRESCRIPTION DRUG	<b>Item Code (Source)</b>	NDC:17478-224
<b>Route of Administration</b>	OPHTHALMIC		

Active Ingredient/Active Moiety		
Ingredient Name	Basis of Strength	Strength
<b>Pilocarpine Hydrochloride</b> (UNII: 0WW6D218XJ) (Pilocarpine - UNII:01MI4Q9DI3)	Pilocarpine Hydrochloride	20 mg in 1 mL

Inactive Ingredients	
Ingredient Name	Strength
<b>Hypromellose, Unspecified</b> (UNII: 3NXW29V3WO)	





**Packaging**

#	Item Code	Package Description	Marketing Start Date	Marketing End Date
1	NDC:17478-226-12	1 in 1 CARTON	09/28/2017	
1		15 mL in 1 BOTTLE, DROPPER; Type 0: Not a Combination Product		

**Marketing Information**

Marketing Category	Application Number or Monograph Citation	Marketing Start Date	Marketing End Date
ANDA	ANDA204398	09/28/2017	

**Labeler - Akorn (117693100)****Establishment**

Name	Address	ID/FEI	Business Operations
Akorn		117696790	PACK(17478-223, 17478-224, 17478-226) , LABEL(17478-223, 17478-224, 17478-226)

**Establishment**

Name	Address	ID/FEI	Business Operations
Akorn		117696832	MANUFACTURE(17478-223, 17478-224, 17478-226) , ANALYSIS(17478-223, 17478-224, 17478-226) , STERILIZE(17478-223, 17478-224, 17478-226)

Revised: 3/2022

Akorn