

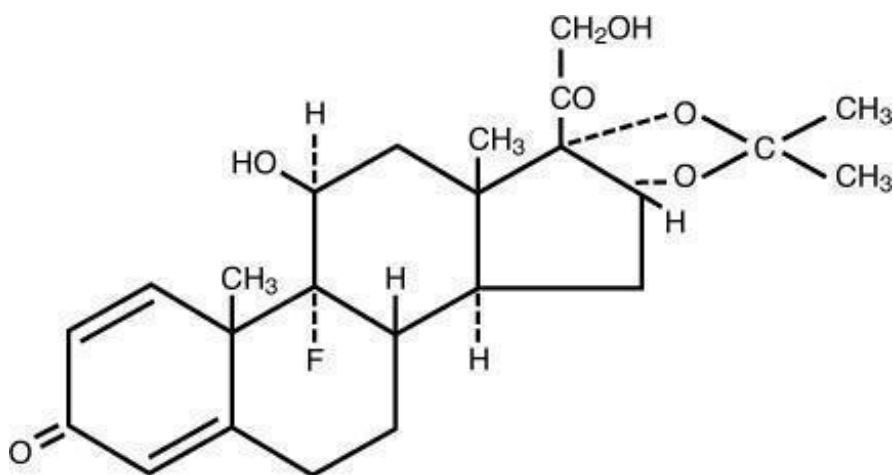
TRIAMCINOLONE ACETONIDE- triamcinolone acetonide cream
Teligent Pharma, Inc.

TRIAMCINOLONE ACETONIDE CREAM USP, 0.1%

Rx only

DESCRIPTION

The topical corticosteroids constitute a class of primarily synthetic steroids used as anti-inflammatory and antipruritic agents. The steroids in this class include triamcinolone acetonide. Triamcinolone Acetonide Cream USP, 0.1% contains Triamcinolone Acetonide [Pregna-1,4-diene-3,20-dione, 9-fluoro-11,21-dihydroxy-16,17-[(1-methylethylidene)bis-(oxy)]-, (11 β ,16 α)-], with the empirical formula C₂₄H₃₁FO₆ and molecular weight 434.50. CAS 76-25-5.



Triamcinolone Acetonide Cream USP, 0.1% contains: 1 mg of triamcinolone acetonide per gram in a base containing emulsifying wax, cetyl alcohol, isopropyl palmitate, sorbitol solution, glycerin, lactic acid, benzyl alcohol and purified water.

CLINICAL PHARMACOLOGY

Topical corticosteroids share anti-inflammatory, anti-pruritic and vasoconstrictive actions. The mechanism of anti-inflammatory activity of the topical corticosteroids is unclear. Various laboratory methods, including vasoconstrictor assays, are used to compare and predict potencies and/or clinical efficacies of the topical corticosteroids. There is some evidence to suggest that a recognizable correlation exists between vasoconstrictor potency and therapeutic efficacy in man.

Pharmacokinetics

The extent of percutaneous absorption of topical corticosteroids is determined by many factors including the vehicle, the integrity of the epidermal barrier, and the use of occlusive dressings. Topical corticosteroids can be absorbed from normal intact skin. Inflammation and/or other disease processes in the skin increase percutaneous absorption. Occlusive dressings substantially increase the percutaneous absorption of topical corticosteroids. Thus, occlusive dressings may be a valuable therapeutic adjunct for treatment of resistant dermatoses (see **DOSAGE AND ADMINISTRATION**). Once absorbed through the skin, topical corticosteroids are handled through pharmacokinetic pathways similar to systemically administered corticosteroids. Corticosteroids are bound to plasma proteins in varying degrees. Corticosteroids are metabolized primarily in the liver and are then excreted by the kidneys. Some of the topical corticosteroids and their metabolites are also excreted into the bile.

INDICATIONS AND USAGE

Triamcinolone acetonide cream USP, 0.1% is indicated for the relief of the inflammatory and pruritic manifestations of corticosteroid responsive dermatoses.

CONTRAINDICATIONS

Topical corticosteroids are contraindicated in those patients with a history of hypersensitivity to any of the components of the preparation.

PRECAUTIONS

General

Systemic absorption of topical corticosteroids has produced reversible hypo-thalamic-pituitary-adrenal (HPA) axis suppression, manifestations of Cushing's syndrome, hyperglycemia, and glycosuria in some patients.

Conditions which augment systemic absorption include the application of the more potent steroids, use over large surface areas, prolonged use, and the addition of occlusive dressings.

Therefore, patients receiving a large dose of any potent topical steroid applied to a large surface area or under an occlusive dressing should be evaluated periodically for evidence of HPA axis suppression by using the urinary free cortisol and ACTH stimulation tests, and for impairment of thermal homeostasis. If HPA axis suppression or elevation of the body temperature occurs, an attempt should be made to withdraw the drug, to reduce the frequencies of application, substitute a less potent steroid, or use a sequential approach when utilizing the occlusive technique.

Recovery of HPA axis function and thermal homeostasis are generally prompt and complete upon discontinuation of the drug. Infrequently, signs and symptoms of steroid withdrawal may occur, requiring supplemental systemic corticosteroids. Occasionally, a patient may develop a sensitivity reaction to a particular occlusive dressing material or adhesive and a substitute material may be necessary.

Children may absorb proportionally larger amounts of topical corticosteroids and thus be more susceptible to systemic toxicity (see PRECAUTIONS, Pediatric Use). If irritation develops, topical corticosteroids should be discontinued and appropriate therapy instituted.

In the presence of dermatological infections, the use of an appropriate antifungal or antibacterial agent should be instituted. If a favorable response does not occur promptly, the corticosteroid should be discontinued until the infection has been adequately controlled.

These preparations are not for ophthalmic use.

Information for the Patient

Patients using topical corticosteroids should receive the following information and instructions.

1. This medication is to be used as directed by the physician. It is for external use only. Avoid contact with the eyes.
2. Patients should be advised not to use this medication for any disorder other than for which it was prescribed.
3. The treated skin area should not be bandaged or otherwise covered or wrapped as to be occlusive unless directed by the physician.
4. Patients should report any signs of local adverse reactions especially under occlusive dressing.
5. Parents of pediatric patients should be advised not to use tight fitting diapers or plastic pants on a

child being treated in the diaper area, as these garments may constitute occlusive dressings.

Laboratory Tests

The following tests may be helpful in evaluating the HPA axis suppression:
Urinary free cortisol test; ACTH stimulation test.

Carcinogenesis, Mutagenesis, and Impairment of Fertility

Long-term animal studies have not been performed to evaluate the carcinogenic potential or the effect on fertility of topical corticosteroids. Studies to determine mutagenicity with prednisolone and hydrocortisone have revealed negative results.

Pregnancy

Teratogenic Effects

Category C

Corticosteroids are generally teratogenic in laboratory animals when administered systemically at relatively low dosage levels. The more potent corticosteroids have been shown to be teratogenic after dermal application in laboratory animals. There are no adequate and well-controlled studies in pregnant women on teratogenic effects from topically applied corticosteroids.

Therefore, topical corticosteroids should be used during pregnancy only if the potential benefit justifies the potential risk to the fetus. Drugs of this class should not be used extensively on pregnant patients, in large amounts, or for prolonged periods of time.

Nursing Mothers

It is not known whether topical administration of corticosteroids could result in sufficient systemic absorption to produce detectable quantities in breast milk. Systemically administered corticosteroids are secreted into breast milk in quantities not likely to have a deleterious effect on the infant. Nevertheless, caution should be exercised when topical corticosteroids are administered to a nursing woman.

Pediatric Use

Pediatric patients may demonstrate greater susceptibility to topical corticosteroid-induced HPA axis suppression and Cushing's syndrome than mature patients because of a larger skin surface area to body weight ratio.

Hypothalamic-pituitary-adrenal (HPA) axis suppression, Cushing's syndrome, and intracranial hypertension have been reported in children receiving topical corticosteroids.

Manifestations of adrenal suppression in children include linear growth retardation, delayed weight gain, low plasma cortisol levels, and absence of response to ACTH stimulation. Manifestations of intracranial hypertension include bulging fontanelles, headaches, and bilateral papilledema.

Administration of topical corticosteroids to children should be limited to the least amount compatible with an effective therapeutic regimen. Chronic corticosteroid therapy may interfere with the growth and development of children.

ADVERSE REACTIONS

The following local adverse reactions are reported infrequently with topical corticosteroids, but may occur more frequently with the use of occlusive dressings. These reactions are listed in an approximate decreasing order of occurrence: burning, itching, irritation, dryness, folliculitis, hypertrichosis, acneiform eruptions, hypopigmentation, perioral dermatitis, allergic contact dermatitis, maceration of

the skin, secondary infection, skin atrophy, striae and miliaria.

To report **SUSPECTED ADVERSE REACTIONS**, contact Teligent Pharma, Inc. at 1-856-697-1441, or FDA at 1-800-FDA-1088 or www.fda.gov/medwatch.

OVERDOSAGE

Topically applied corticosteroids can be absorbed in sufficient amounts to produce systemic effects (See **PRECAUTIONS**).

DOSAGE AND ADMINISTRATION

Apply triamcinolone acetonide cream USP, 0.1% as appropriate, to the affected area two to three times daily. Rub in gently.

Occlusive Dressing Technique

Occlusive dressings may be used for the management of psoriasis or other recalcitrant conditions. Gently rub a small amount of cream into the lesion until it disappears. Reapply the preparation leaving a thin coating on the lesion, cover with pliable nonporous film, and seal the edges. If needed, additional moisture may be provided by covering the lesion with a dampened clean cotton cloth before the nonporous film is applied or by briefly wetting the affected area with water immediately prior to applying the medication. The frequency of changing dressings is best determined on an individual basis. It may be convenient to apply triamcinolone acetonide cream under an occlusive dressing in the evening and to remove the dressing in the morning (i.e., 12-hour occlusion). When utilizing the 12-hour occlusion regimen, additional cream should be applied, without occlusion, during the day. Reapplication is essential at each dressing change. If an infection develops, the use of occlusive dressings should be discontinued and appropriate antimicrobial therapy instituted.

HOW SUPPLIED

Triamcinolone Acetonide Cream USP, 0.1% is supplied in the following sizes:

15 g tube (NDC: 52565-056-15)
30 g tube (NDC: 52565-056-30)
80 g tube (NDC: 52565-056-80)
1 lb jar (454 grams) (NDC: 52565-056-26)

Store at controlled room temperature 15°-30°C (59°-86°F). Avoid excessive heat. Protect from freezing.

Manufactured by:

Teligent Pharma, Inc.
Buena, NJ 08310

PI-056-00
Rev 06/2019

PACKAGE LABEL – PRINCIPAL DISPLAY PANEL – 0.1% 15g CONTAINER

NDC 52565-056-15

Teligent Pharma, Inc.



TRIAMCINOLONE ACETONIDE CREAM USP, 0.1%

Rx only

**FOR EXTERNAL USE ONLY.
NOT FOR OPHTHALMIC USE.**

NET WT 15 grams

NDC 52565-056-15	
Triamcinolone Acetonide	
Cream USP, 0.1%	
Net Wt. 15 grams	Rx Only
For External Use Only Not for Ophthalmic Use	

<p>Each gram contains: 1 mg of Triamcinolone Acetonide per gram in a base containing Emulsifying Wax, Cetyl Alcohol, Isopropyl Palmitate, Sorbitol Solution, Glycerin, Lactic Acid, Benzyl Alcohol, and Purified Water.</p> <p>Usual Dosage: 2 or 3 applications daily. See package insert for full prescribing information.</p> <p>Keep this and all medications out of the reach of children.</p> <p>Store at controlled room temperature 15° - 30° (59° - 86°F). Avoid excessive heat. Protect from freezing.</p> <p>To Open: Use pointed end on cap to puncture seal.</p> <p>Important: Do not use if seal has been punctured or is not visible. See crimp of tube for lot no. and expiration date.</p>	 <p>3 52565 05615 3</p>
 <p>Teligent</p>	<p>Teligent Pharma, Inc. Buena, New Jersey 08310 79313 — Rev. 04/16</p>

PACKAGE LABEL – PRINCIPAL DISPLAY PANEL – 0.1% 15g CARTON

NDC 52565-056-15

Rx only

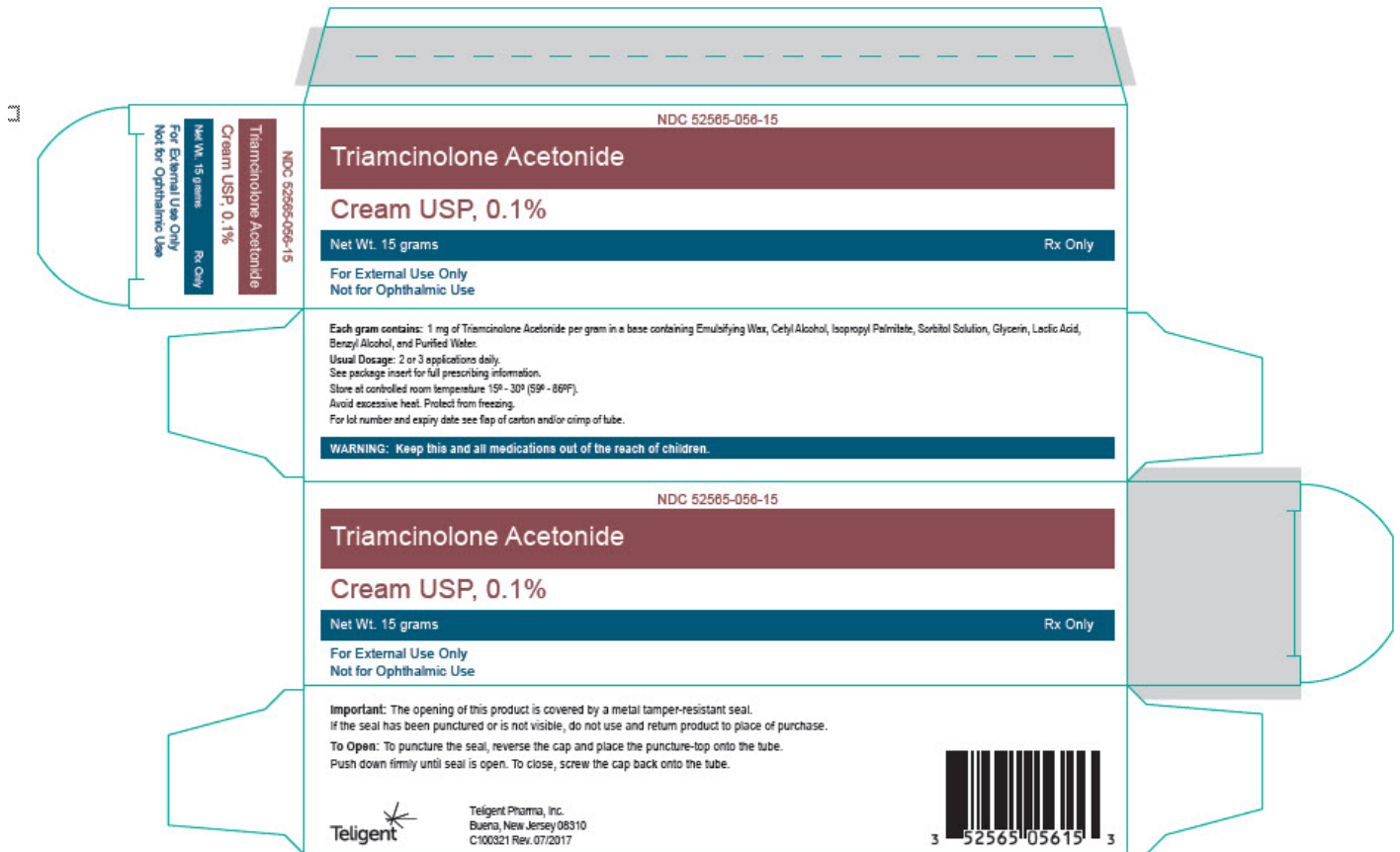
Teligent Pharma, Inc.

TRIAMCINOLONE ACETONIDE CREAM USP, 0.1%

WARNING: Keep out of reach of children.

**FOR EXTERNAL USE ONLY.
NOT FOR OPHTHALMIC USE.**

NET WT 15 grams



PACKAGE LABEL.PRINCIPAL DISPLAY PANEL - 0.1% 1lb Jar

NDC 52565-056-26

Triamcinolone Acetonide
Cream USP, 0.1%

Net Wt 1 lb (454 grams) Rx Only

For External Use Only
Not for Ophthalmic Use

NDC 52565-056-26

Triamcinolone Acetonide**Cream USP, 0.1%****Net Wt 1 lb (454 grams)****Rx Only****For External Use Only
Not for Ophthalmic Use**


Teligent

NDC 52565-056-26

Each gram contains: 1 mg of triamcinolone acetonide per gram in a base containing emulsifying wax, cetyl alcohol, isopropyl palmitate, sorbitol solution, glycerin, lactic acid, benzyl alcohol, and purified water.

Usual Dosage: 2 or 3 applications daily. See package insert for full prescribing information.

Keep this and all medications out of the reach of children.

Store at controlled room temperature 15° - 30°C (59° - 86°F). Avoid excessive heat. Protect from freezing.

See bottom of container for lot number and expiration date.

Manufactured by:
Teligent Pharma, Inc.
Buena, New Jersey 08310
C100231

CL-056-26-00
Rev 06/2019



Teligent
**TRIAMCINOLONE ACETONIDE**

triamcinolone acetonide cream

Product Information

Product Type	HUMAN PRESCRIPTION DRUG	Item Code (Source)	NDC:52565-056
Route of Administration	TOPICAL		

Active Ingredient/Active Moiety

Ingredient Name	Basis of Strength	Strength
triamcinolone acetonide (UNII: F446C597KA) (triamcinolone acetonide - UNII:F446C597KA)	triamcinolone acetonide	1 mg in 1 g

Inactive Ingredients

Ingredient Name	Strength
Cetyl Alcohol (UNII: 936JST6JCN)	
Isopropyl Palmitate (UNII: 8CRQ2TH63M)	
Sorbitol (UNII: 506T60A25R)	
Glycerin (UNII: PDC6A3C0OX)	
Lactic Acid (UNII: 33X04XA5AT)	
Benzyl Alcohol (UNII: LKG8494WBH)	
Water (UNII: 059QF0KO0R)	

Packaging

#	Item Code	Package Description	Marketing Start Date	Marketing End Date
1	NDC:52565-056-15	1 in 1 CARTON	04/17/2017	
1		15 g in 1 TUBE; Type 0: Not a Combination Product		
2	NDC:52565-056-80	1 in 1 CARTON	04/17/2017	
2		80 g in 1 TUBE; Type 0: Not a Combination Product		
3	NDC:52565-056-30	1 in 1 CARTON	04/17/2017	
3		30 g in 1 TUBE; Type 0: Not a Combination Product		
4	NDC:52565-056-26	1 in 1 CARTON	01/29/2018	

Marketing Information

Marketing Category	Application Number or Monograph Citation	Marketing Start Date	Marketing End Date
ANDA	ANDA208848	04/17/2017	

Labeler - Teligent Pharma, Inc. (011036910)**Registrant** - Teligent Pharma, Inc. (011036910)**Establishment**

Name	Address	ID/FEI	Business Operations
Teligent Pharma, Inc.		011036910	manufacture(52565-056)