

**MULTIHANCE- gadobenate dimeglumine injection, solution**  
**BRACCO DIAGNOSTICS INC**

**HIGHLIGHTS OF PRESCRIBING INFORMATION**

These highlights do not include all the information needed to use MultiHance safely and effectively. See full prescribing information for MultiHance.

MultiHance (gadobenate dimeglumine) Injection

Initial U.S. Approval: 2004

**WARNING: NEPHROGENIC SYSTEMIC FIBROSIS**

*See full prescribing information for complete boxed warning*

Gadolinium-based contrast agents (GBCAs) increase the risk for NSF among patients with impaired elimination of the drugs. Avoid use of GBCAs in these patients unless the diagnostic information is essential and not available with non-contrast MRI or other modalities.

- The risk for NSF appears highest among patients with:
  - chronic, severe kidney disease (GFR <30 mL/min/1.73m<sup>2</sup>), or
  - acute kidney injury.
- Screen patients for acute kidney injury and other conditions that may reduce renal function. For patients at risk for chronically reduced renal function (e.g. age > 60 years, hypertension or diabetes), estimate the glomerular filtration rate (GFR) through laboratory testing (5.1).

**RECENT MAJOR CHANGES**

None.

**INDICATIONS AND USAGE**

MultiHance is a gadolinium-based contrast agent indicated for intravenous use in:

- magnetic resonance imaging (MRI) of the central nervous system (CNS) in adults and children over 2 years of age to visualize lesions with abnormal blood brain barrier or abnormal vascularity of the brain, spine, and associated tissues (1.1)
- magnetic resonance angiography (MRA) to evaluate adults with known or suspected renal or aorto-ilio-femoral occlusive vascular disease. (1.2)

**DOSAGE AND ADMINISTRATION**

**PHARMACY BULK PACKAGE – NOT FOR DIRECT INFUSION**

The recommended dose of MultiHance is 0.1 mmol/kg (0.2 mL/kg) administered as a rapid bolus intravenous injection. To ensure complete injection of the contrast medium, follow the injection with a saline flush of at least 5 mL in MRI of the CNS and at least 20 mL in MRA. (2)

**DOSAGE FORMS AND STRENGTHS**

Each mL of MultiHance Injection contains 529 mg gadobenate dimeglumine. (3)

**CONTRAINDICATIONS**

MultiHance is contraindicated in patients with known allergic or hypersensitivity reactions to gadolinium-based contrast agents. (4)

**WARNINGS AND PRECAUTIONS**

- Nephrogenic Systemic Fibrosis has occurred in patients with impaired elimination of GBCAs. Higher than recommended dosing or repeated dosing appears to increase the risk (5.1)
- Hypersensitivity: anaphylactic/anaphylactoid reactions with cardiovascular, respiratory and cutaneous manifestations, ranging from mild to severe reactions including shock can occur. Monitor patients closely for need of emergency cardiorespiratory support. (5.2)

**ADVERSE REACTIONS**

The most commonly reported adverse reactions are nausea (1.3%) and headache (1.2%). (6)

To report SUSPECTED ADVERSE REACTIONS, contact Bracco Diagnostics Inc. at 1-800-257-5181 or FDA at 1-800-FDA-1088 or [www.fda.gov/medwatch](http://www.fda.gov/medwatch)

See 17 for PATIENT COUNSELING INFORMATION.

Revised: 4/2017

---

**FULL PRESCRIBING INFORMATION: CONTENTS\***

**WARNING: NEPHROGENIC SYSTEMIC FIBROSIS**

**1 INDICATIONS AND USAGE**

- 1.1 MRI of the Central Nervous System (CNS)
- 1.2 MRA of Renal and Aorto-ilio-femoral Vessels

**2 DOSAGE AND ADMINISTRATION**

- 2.1 Dosing and Imaging Instructions
- 2.2 Dosing Table
- 2.3 Administration
- 2.4 Directions for Proper Use of MultiHance Multipack

**3 DOSAGE FORMS AND STRENGTHS**

**4 CONTRAINDICATIONS**

**5 WARNINGS AND PRECAUTIONS**

- 5.1 Nephrogenic Systemic Fibrosis (NSF)
- 5.2 Hypersensitivity Reactions
- 5.3 Acute Renal Failure
- 5.4 Extravasation and Injection Site Reactions
- 5.5 Cardiac Arrhythmias
- 5.6 Interference with Visualization of Certain Lesions

**6 ADVERSE REACTIONS**

- 6.1 Clinical Trials Experience
- 6.2 Post-marketing Experience

**7 DRUG INTERACTIONS**

- 7.1 Transporter-Based Drug-Drug Interactions

**8 USE IN SPECIFIC POPULATIONS**

- 8.1 Pregnancy
- 8.3 Nursing Mothers
- 8.4 Pediatric Use
- 8.5 Geriatric Use

**10 OVERDOSAGE**

**11 DESCRIPTION**

**12 CLINICAL PHARMACOLOGY**

- 12.1 Mechanism of Action
- 12.2 Pharmacodynamics
- 12.3 Pharmacokinetics

**13 NONCLINICAL TOXICOLOGY**

- 13.1 Carcinogenesis, Mutagenesis, Impairment of Fertility

**14 CLINICAL STUDIES**

- 14.1 MRI of the CNS
- 14.2 MRA of Renal and Aorto-ilio-femoral Vessels

**16 HOW SUPPLIED/STORAGE AND HANDLING**

**17 PATIENT COUNSELING INFORMATION**

- 17.1 Nephrogenic Systemic Fibrosis
- 17.2 Common Adverse Reactions
- 17.3 General Precautions

\* Sections or subsections omitted from the full prescribing information are not listed.

## **WARNING: NEPHROGENIC SYSTEMIC FIBROSIS**

**Gadolinium-based contrast agents (GBCAs) increase the risk for NSF among patients with impaired elimination of the drugs. Avoid use of GBCAs in these patients unless the diagnostic information is essential and not available with non-contrasted MRI or other modalities. NSF may result in fatal or debilitating systemic fibrosis affecting the skin, muscle and internal organs.**

- **The risk for NSF appears highest among patients with:**
  - **chronic, severe kidney disease (GFR <30 mL/min/1.73m<sup>2</sup>), or**
  - **acute kidney injury.**
- **Screen patients for acute kidney injury and other conditions that may reduce renal function. For patients at risk for chronically reduced renal function (e.g. age > 60 years, hypertension or diabetes), estimate the glomerular filtration rate (GFR) through laboratory testing.**
- **For patients at highest risk for NSF, do not exceed the recommended MultiHance dose and allow a sufficient period of time for elimination of the drug from the body prior to re-administration. [see Warnings and Precautions (5.1)]**

## **1 INDICATIONS AND USAGE**

### **1.1 MRI of the Central Nervous System (CNS)**

MultiHance is indicated for intravenous use in magnetic resonance imaging (MRI) of the central nervous system (CNS) in adults and children over 2 years of age to visualize lesions with abnormal blood brain barrier or abnormal vascularity of the brain, spine, and associated tissues.

### **1.2 MRA of Renal and Aorto-ilio-femoral Vessels**

MultiHance is indicated for use in magnetic resonance angiography (MRA) to evaluate adults with known or suspected renal or aorto-ilio-femoral occlusive vascular disease.

## **2 DOSAGE AND ADMINISTRATION**

### **2.1 Dosing and Imaging Instructions**

#### **2.1.1 MRI of the CNS**

The recommended dose of MultiHance for MRI of the CNS is 0.1 mmol/kg (0.2 mL/kg) administered as a rapid bolus intravenous injection. To ensure complete injection of the contrast medium, follow the injection with a saline flush of at least 5 mL. Imaging of the CNS can be performed starting immediately after the bolus injection of MultiHance.

#### **2.1.2 MRA of Renal and Aorto-ilio-femoral Vessels**

For MRA examination, the recommended dose is 0.1 mmol/kg (0.2 mL/kg) administered as a rapid bolus intravenous injection followed by at least 20 mL saline flush either manually or using an automatic injector system. Start imaging immediately after the administration of MultiHance, with scan delay calculated by test bolus or automatic bolus detection technique. If an automatic contrast detection pulse sequence is not used for bolus timing, then a test bolus injection of 1-2 mL of MultiHance should be used to calculate the appropriate scan delay.

### **2.2 Dosing Table**

**TABLE 1: WEIGHT-BASED DOSING VOLUMES FOR: CNS IMAGING (ADULTS AND PEDIATRICS ≥2 YEARS OF AGE) AND MRA IMAGING (ADULTS ONLY)**

Kilograms (Kg)	Pounds (lb)	Volume
		Milliliters (mL)
5	11	1.0
10	22	2.0
15	33	3.0
20	44	4.0
25	55	5.0
30	66	6.0
35	77	7.0
40	88	8.0
45	99	9.0
50	110	10.0
55	121	11.0
60	132	12.0
65	143	13.0
70	154	14.0
75	165	15.0
80	176	16.0
85	187	17.0
90	198	18.0
95	209	19.0
100	220	20.0
105	231	21.0
110	242	22.0
115	253	23.0
120	264	24.0
125	275	25.0
130	286	26.0
135	297	27.0
140	308	28.0
145	319	29.0
150	330	30.0

### 2.3 Administration

Inspect the MultiHance bottle visually for particulate matter and discoloration prior to administration. Do not use the solution if it is discolored or particulate matter is present. Draw MultiHance into a syringe and inject using sterile technique.

Do not mix intravenous medications or parenteral nutrition solutions with MultiHance. Do not administer other medications in the same intravenous line with MultiHance.

### 2.4 Directions for Proper Use of MultiHance Multipack

The pharmacy bulk package is used as a multiple dose container with an appropriate transfer device to fill empty syringes.

MultiHance Multipack injection should be drawn into the syringe and administered using sterile technique. Unused portions of the drug must be discarded.

When MultiHance Multipack injection is to be injected using plastic disposable syringes, the agent should be drawn into the syringe and used immediately.

- a. The transferring of MultiHance (gadobenate dimeglumine) injection from the Pharmacy Bulk Package should be performed in a suitable work area, such as a laminar flow hood, utilizing aseptic technique.
- b. The container closure may be penetrated only one time, utilizing a suitable transfer device. Once the pharmacy bulk package is punctured, it should not be removed from the aseptic work area during the entire period of use.
- c. The withdrawal of container contents should be accomplished without delay. However, should this not be possible, a maximum time of 8 hours from initial closure entry is permitted to complete fluid transfer operation. Any unused MultiHance Multipack injection must be discarded 8 hours after initial puncture of the bulk package.
- d. Temperature of container after the closure has been entered should not exceed 25°C (77°F).

### **3 DOSAGE FORMS AND STRENGTHS**

MultiHance is a sterile, nonpyrogenic, clear, colorless to slightly yellow aqueous solution for intravenous use only, containing 529 mg gadobenate dimeglumine per mL.

### **4 CONTRAINDICATIONS**

MultiHance is contraindicated in patients with known allergic or hypersensitivity reactions to gadolinium-based contrast agents [*see Warnings and Precautions (5.2)*].

### **5 WARNINGS AND PRECAUTIONS**

#### **5.1 Nephrogenic Systemic Fibrosis (NSF)**

Gadolinium-based contrast agents (GBCAs) increase the risk for nephrogenic systemic fibrosis (NSF) among patients with impaired elimination of the drugs. Avoid use of GBCAs among these patients unless the diagnostic information is essential and not available with non-contrast enhanced MRI or other modalities. The GBCA-associated NSF risk appears highest for patients with chronic, severe kidney disease (GFR <30 mL/min/1.73m<sup>2</sup>) as well as patients with acute kidney injury. The risk appears lower for patients with chronic, moderate kidney disease (GFR 30-59 mL/min/1.73m<sup>2</sup>) and little, if any, for patients with chronic, mild kidney disease (GFR 60-89 mL/min/1.73m<sup>2</sup>). NSF may result in fatal or debilitating fibrosis affecting the skin, muscle and internal organs. Report any diagnosis of NSF following MultiHance administration to Bracco Diagnostics (1-800-257-5181) or FDA (1-800-FDA-1088 or [www.fda.gov/medwatch](http://www.fda.gov/medwatch)).

Screen patients for acute kidney injury and other conditions that may reduce renal function. Features of acute kidney injury consist of rapid (over hours to days) and usually reversible decrease in kidney function, commonly in the setting of surgery, severe infection, injury or drug-induced kidney toxicity. Serum creatinine levels and estimated GFR may not reliably assess renal function in the setting of acute kidney injury. For patients at risk for chronically reduced renal function (e.g., age > 60 years, diabetes mellitus or chronic hypertension), estimate the GFR through laboratory testing.

Among the factors that may increase the risk for NSF are repeated or higher than recommended doses of a GBCA and the degree of renal impairment at the time of exposure. Record the specific GBCA and the dose administered to a patient. For patients at highest risk for NSF, do not exceed the recommended MultiHance dose and allow a sufficient period of time for elimination of the drug prior to re-administration. For patients receiving hemodialysis, physicians may consider the prompt initiation of

hemodialysis following the administration of a GBCA in order to enhance the contrast agent's elimination. The usefulness of hemodialysis in the prevention of NSF is unknown [see *Dosage and Administration (2) and Clinical Pharmacology (12)*].

## 5.2 Hypersensitivity Reactions

Anaphylactic and anaphylactoid reactions have been reported, involving cardiovascular, respiratory, and/or cutaneous manifestations. Some patients experienced circulatory collapse and died. In most cases, initial symptoms occurred within minutes of MultiHance administration and resolved with prompt emergency treatment.

Prior to MultiHance administration, ensure the availability of personnel trained and medications to treat hypersensitivity reactions. If such a reaction occurs stop MultiHance and immediately begin appropriate therapy. Additionally, consider the risk for hypersensitivity reactions, especially in patients with a history of hypersensitivity reactions or a history of asthma or other allergic disorders. Observe patients for signs and symptoms of a hypersensitivity reaction during and for up to 2 hours after MultiHance administration.

## 5.3 Acute Renal Failure

In patients with renal insufficiency, acute renal failure requiring dialysis or worsening renal function have occurred with the use of gadolinium-based contrast agents. The risk of renal failure may increase with increasing dose of the contrast agent. Screen all patients for renal dysfunction by obtaining a history and/or laboratory tests. Consider follow-up renal function assessments for patients with a history of renal dysfunction.

## 5.4 Extravasation and Injection Site Reactions

Extravasation of MultiHance may lead to injection site reactions, characterized by local pain or burning sensation, swelling, blistering, and necrosis. In animal experiments, local reactions including eschar and necrosis were noted even on Day 8 post perivenous injection of MultiHance. Exercise caution to avoid local extravasation during intravenous administration of MultiHance. If extravasation occurs, evaluate and treat as necessary if local reactions develop.

## 5.5 Cardiac Arrhythmias

Cardiac arrhythmias have been observed in patients receiving MultiHance in clinical trials [see *Adverse Reactions (6.1)*]. Assess patients for underlying conditions or medications that predispose to arrhythmias.

A double-blind, placebo-controlled, 24-hour post dose continuous monitoring, crossover study in 47 subjects evaluated the effect of 0.2 mmol/kg MultiHance on ECG intervals, including QTc. The average changes in QTc values compared with placebo were minimal (< 5 msec). QTc prolongation between 30 and 60 msec were noted in 20 subjects who received MultiHance vs. 11 subjects who received placebo. Prolongations  $\geq$  61 msec were noted in 6 subjects who received MultiHance and in 3 subjects who received placebo. None of these subjects had associated malignant arrhythmias. The effects on QTc by MultiHance dose, other drugs, and medical conditions were not systematically studied.

## 5.6 Interference with Visualization of Certain Lesions

Certain lesions seen on non-contrast images may not be seen on contrast-images. Exercise caution when interpreting contrast MR images in the absence of companion non-contrast MR images.

## 6 ADVERSE REACTIONS

The following adverse reactions are discussed in greater detail in other sections of the label:

- Nephrogenic systemic fibrosis [see *Warnings and Precautions (5.1)*]

- Hypersensitivity reactions [see Warnings and Precautions (5.2)]

## 6.1 Clinical Trials Experience

Because clinical trials are conducted under widely varying conditions, adverse reaction rates observed in the clinical trials of a drug cannot be directly compared to rates in the clinical trials of another drug and may not reflect the rates observed in practice.

### Adults

In all clinical trials with MultiHance, a total of 4967 adult subjects (137 healthy volunteers and 4830 patients) received MultiHance at doses ranging from 0.005 to 0.4 mmol/kg. There were 2838 (57%) men and 2129 (43%) women with a mean age of 56.5 years (range 18 to 93 years). A total of 4403 (89%) subjects were Caucasian, 134 (3%) Black, 275 (6%) Asian, 40 (1%) Hispanic, 70 (1%) in other racial groups, and for 45 (1%) subjects, race was not reported.

The most commonly reported adverse reactions in adult subjects who received MultiHance were nausea (1.3%) and headache (1.2%). Most adverse reactions were mild to moderate in intensity. One subject experienced a serious anaphylactoid reaction with laryngeal spasm and dyspnea [see Warnings and Precautions (5.2)]. Serious adverse reactions consisting of convulsions, pulmonary edema, acute necrotizing pancreatitis, and anaphylactoid reactions were reported in 0.1% of subjects in clinical trials.

Adverse reactions that occurred in at least 0.5% of 4967 adult subjects who received MultiHance are listed below (Table 2), in decreasing order of occurrence within each system.

**TABLE 2: ADVERSE REACTIONS REPORTED IN  $\geq$  0.5% OF ADULT SUBJECTS WHO RECEIVED MULTIHANCE IN CLINICAL TRIALS**

Number of subjects dosed	4967
Number of subjects with any adverse reaction	517 (10.4%)
Gastrointestinal Disorders	
Nausea	67 (1.3%)
General Disorders and Administration Site Disorders	
Feeling Hot	49 (1.0%)
Injection Site Reaction	58 (1.2%)
Nervous System Disorders	
Headache	60 (1.2%)
Dysgeusia	33 (0.7%)
Paresthesia	24 (0.5%)
Dizziness	24 (0.5%)

The following adverse reactions occurred in less than 0.5% of the 4967 adult subjects who received MultiHance. Serious adverse reactions described above are not repeated below.

**Blood and Lymphatic System Disorders:** Basophilia;

**Cardiac Disorders:** Atrioventricular block first degree;

**Eye Disorders:** Eye pruritus, eye swelling, ocular hyperemia, visual disturbance;

**Gastrointestinal Disorders:** Abdominal pain or discomfort diarrhea, dry mouth, lip swelling, paraesthesia oral, tongue edema, vomiting;

**General Disorders and Administration Site Conditions:** Chest pain or discomfort, chills, malaise;

**Immune System Disorders:** Hypersensitivity;

**Investigations:** Nonspecific changes in laboratory tests (including hematology, blood chemistry, liver enzymes and urinalysis), blood pressure and electrocardiogram parameters (including PR, QRS and QT intervals and ST-T segment changes).

**Musculoskeletal and Connective Tissue Disorders:** Myalgia;

**Nervous System Disorders:** Parosmia, tremor;

**Respiratory, Thoracic and Mediastinal Disorders:** Dyspnea, laryngospasm, nasal congestion,

sneezing, wheezing;

**Skin and Subcutaneous Tissue Disorders:** Hyperhidrosis, pruritus, rash, swelling face, urticaria.

## **Pediatric**

In clinical trials of MultiHance in MRI of the CNS, 217 pediatric subjects received MultiHance at a dose of 0.1 mmol/kg. A total of 112 (52%) subjects were male and the overall mean age was 8.3 years (range 4 days to 17 years). A total of 168 (77%) subjects were Caucasian, 12 (6%) Black, 12 (6%) Asian, 24 (11%), Hispanic, and 1 (<1%) in other racial groups.

Adverse reactions were reported for 14 (6.5%) of the subjects. The frequency and the nature of the adverse reactions were similar to those seen in the adult patients. The most commonly reported adverse reactions were vomiting (1.4%), pyrexia (0.9%), and hyperhidrosis (0.9%). No subject died during study participation. A serious adverse reaction of worsening of vomiting was reported for one (0.5%) patient with a brain tumor (glioma) for which a causal relationship to MultiHance could not be excluded.

## **6.2 Post-marketing Experience**

The following adverse reactions have been identified during post approval use of MultiHance. Because these reactions are reported voluntarily from a population of uncertain size, it is not always possible to reliably estimate their frequency or establish a causal relationship to drug exposure.

Anaphylactic, anaphylactoid and hypersensitivity reactions manifested with various degrees of severity up to anaphylactic shock, loss of consciousness and death. The reactions generally involved signs or symptoms of respiratory, cardiovascular, and/or mucocutaneous abnormalities.

Extravasation of MultiHance may lead to injection site reactions, characterized by local pain or burning sensation, swelling, blistering, and necrosis [*see Warnings and Precautions (5.4)*].

## **7 DRUG INTERACTIONS**

### **7.1 Transporter-Based Drug-Drug Interactions**

MultiHance and other drugs may compete for the canalicular multispecific organic anion transporter (MOAT also referred to as MRP2 or ABCC2). Therefore MultiHance may prolong the systemic exposure of drugs such as cisplatin, anthracyclines (e.g. doxorubicin, daunorubicin), vinca alkaloids (e.g. vincristine), methotrexate, etoposide, tamoxifen, and paclitaxel. In particular, consider the potential for prolonged drug exposure in patients with decreased MOAT activity (e.g. Dubin Johnson syndrome).

## **8 USE IN SPECIFIC POPULATIONS**

### **8.1 Pregnancy**

#### **Pregnancy Category C.**

MultiHance has been shown to be teratogenic in rabbits when given intravenously administered at 2 mmol/kg/day (6 times the human dose based on body surface area) during organogenesis (day 6 to 18) inducing microphthalmia/small eye and/or focal retinal fold in 3 fetuses from 3 separate litters. In addition, MultiHance intravenously administered at 3 mmol/kg/day (10 times the human dose based on body surface area) has been shown to increase intrauterine deaths in rabbits. There was no evidence that MultiHance induced teratogenic effects in rats at doses up to 2 mmol/kg/day (3 times the human dose based on body surface area), however, rat dams exhibited no systemic toxicity at this dose. There were no adverse effects on the birth, survival, growth, development and fertility of the F1 generation at doses up to 2 mmol/kg in a rat peri- and post-natal (Segment III) study. There are no adequate and well-controlled studies in pregnant women. MultiHance should be used during pregnancy only if potential benefit justifies the potential risk to the fetus.



### 8.3 Nursing Mothers

It is not known to what extent gadobenate dimeglumine is excreted in human milk. It is known from rat experiments that less than 0.5% of the administered dose is transferred via milk from mother to neonates. Breast-feeding should be discontinued prior to the administration of MultiHance and should not be restarted until at least 24 hours after the administration of MultiHance.

### 8.4 Pediatric Use

A total of 217 pediatric subjects (93% of subjects aged 2 years and above) were studied in clinical trials of MultiHance in MRI of the CNS. No overall differences in safety or effectiveness were observed between these pediatric subjects and the adult subjects. The safety and efficacy of MultiHance in neonates and infants (ages 0-2 years) have not been established. The risk of NSF related to gadolinium may be increased in these patients due to their immature kidney function.

### 8.5 Geriatric Use

Of the total number of 4967 adult subjects in clinical studies of MultiHance, 33% were 65 and over. No overall differences in safety or effectiveness were observed between these elderly subjects and the younger subjects.

The drug is known to be substantially excreted by the kidney, and the risk of toxic reactions to MultiHance may be greater in patients with impaired renal function. Because elderly patients are more likely to have decreased renal function it may be useful to monitor renal function.

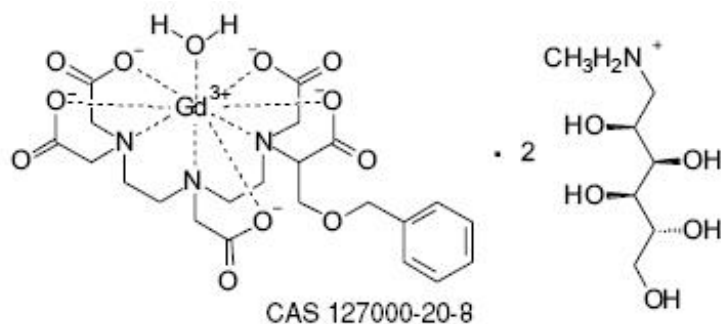
## 10 OVERDOSAGE

Clinical consequences of overdosage with MultiHance have not been reported. Treatment of an overdosage should be directed toward support of vital functions and prompt institution of symptomatic therapy. In a Phase 1 clinical study, doses up to 0.4 mmol/kg were administered to patients. MultiHance has been shown to be dialyzable [see *Clinical Pharmacology* (12.3)].

## 11 DESCRIPTION

MultiHance injection is supplied as a sterile, nonpyrogenic, clear, colorless to slightly yellow aqueous solution intended for intravenous use only. Each mL of MultiHance contains 529 mg gadobenate dimeglumine and water for injection. MultiHance contains no preservatives.

Gadobenate dimeglumine is chemically designated as (4RS)-[4-carboxy-5,8,11-tris(carboxymethyl)-1-phenyl-2-oxa-5,8,11-triazatridecan-13-oato(5-)] gadolinate(2-) dihydrogen compound with 1-deoxy-1-(methylamino)-D-glucitol (1:2) with a molecular weight of 1058.2 and an empirical formula of  $C_{22}H_{28}GdN_3O_{11} \cdot 2C_7H_{17}NO_5$ . The structural formula is as follows:



MultiHance has a pH of 6.5-7.5. Pertinent physicochemical parameters are provided below:

---

Osmolality	1.970 osmol/kg @ 37°C
Viscosity	5.3 mPas @ 37°C
Density	1.220 g/mL @ 20°C

MultiHance has an osmolality 6.9 times that of plasma (285 mOsmol/kg water) and is hypertonic under conditions of use.

## 12 CLINICAL PHARMACOLOGY

### 12.1 Mechanism of Action

Gadobenate dimeglumine is a paramagnetic agent and, as such, develops a magnetic moment when placed in a magnetic field. The large magnetic moment produced by the paramagnetic agent results in a large local magnetic field, which can enhance the relaxation rates of water protons in its vicinity leading to an increase of signal intensity (brightness) of tissue.

In magnetic resonance imaging (MRI), visualization of normal and pathological tissue depends in part on variations in the radiofrequency signal intensity that occur with 1) differences in proton density; 2) differences of the spin-lattice or longitudinal relaxation times (T<sub>1</sub>); and 3) differences in the spin-spin or transverse relaxation time (T<sub>2</sub>). When placed in a magnetic field, gadobenate dimeglumine decreases the T<sub>1</sub> and T<sub>2</sub> relaxation time in target tissues. At recommended doses, the effect is observed with greatest sensitivity in the T<sub>1</sub>-weighted sequences.

### 12.2 Pharmacodynamics

Unlike other tested paramagnetic contrast agents (See Table 3), MultiHance demonstrates weak and transient interactions with serum proteins that causes slowing in the molecular tumbling dynamics, resulting in strong increases in relaxivity in solutions containing serum proteins. The improved relaxation effect can contribute to increased contrast-to-noise ratio and lesion-to-brain ratio, which may improve visualization.

**TABLE 3: RELAXIVITY (mM<sup>-1</sup>s<sup>-1</sup>) OF GADOLINIUM CHELATES**

	Human plasma	
	r <sub>1</sub>	r <sub>2</sub>
Gadobenate	9.7 <sup>1</sup>	12.5 <sup>1</sup>
Gadopentetate	4.9 <sup>1</sup>	6.3 <sup>1</sup>
Gadodiamide	5.4 <sup>2</sup>	--
Gadoteridol	5.4 <sup>2</sup>	--

r<sub>1</sub> and r<sub>2</sub> relaxivities indicate the efficiency in shortening T<sub>1</sub> and T<sub>2</sub> relaxation times, respectively.  
<sup>1</sup> In heparinized human plasma, at 39°C.  
<sup>2</sup> In citrated human plasma, at 37°C.  
-- Not available

Disruption of the blood-brain barrier or abnormal vascularity allows enhancement by MultiHance of lesions such as neoplasms, abscesses, and infarcts. Uptake of MultiHance into hepatocytes has been demonstrated.

### 12.3 Pharmacokinetics

Three single-dose intravenous studies were conducted in 32 healthy male subjects to assess the pharmacokinetics of gadobenate dimeglumine. The doses administered in these studies ranged from 0.005 to 0.4 mmol/kg. Upon injection, the meglumine salt is completely dissociated from the gadobenate

dimeglumine complex. Thus, the pharmacokinetics is based on the assay of gadobenate ion, the MRI contrast effective ion in gadobenate dimeglumine. Data for plasma concentration and area under the curve demonstrated linear dependence on the administered dose. The pharmacokinetics of gadobenate ion following intravenous administration can be best described using a two-compartment model.

### **Distribution**

Gadobenate ion has a rapid distribution half-life (reported as mean  $\pm$  SD) of  $0.084 \pm 0.012$  to  $0.605 \pm 0.072$  hours. Volume of distribution of the central compartment ranged from  $0.074 \pm 0.017$  to  $0.158 \pm 0.038$  L/kg, and estimates of volume of distribution by area ranged from  $0.170 \pm 0.016$  to  $0.282 \pm 0.079$  L/kg. These latter estimates are approximately equivalent to the average volume of extracellular body water in man. In vitro studies showed no appreciable binding of gadobenate ion to human serum proteins.

### **Elimination**

Gadobenate ion is eliminated predominately via the kidneys, with 78% to 96% of an administered dose recovered in the urine. Total plasma clearance and renal clearance estimates of gadobenate ion were similar, ranging from  $0.093 \pm 0.010$  to  $0.133 \pm 0.270$  L/hr/kg and  $0.082 \pm 0.007$  to  $0.104 \pm 0.039$  L/hr/kg, respectively. The clearance is similar to that of substances that are subject to glomerular filtration. The mean elimination half-life ranged from  $1.17 \pm 0.26$  to  $2.02 \pm 0.60$  hours. A small percentage of the administered dose (0.6% to 4%) is eliminated via the biliary route and recovered in feces.

### **Metabolism**

There was no detectable biotransformation of gadobenate ion. Dissociation of gadobenate ion in vivo has been shown to be minimal, with less than 1% of the free chelating agent being recovered alone in feces.

### **Pharmacokinetics in Special Population**

**Renal Impairment:** A single intravenous dose of 0.2 mmol/kg of MultiHance was administered to 20 subjects with impaired renal function (6 men and 3 women with moderate renal impairment [urine creatinine clearance  $>30$  to  $<60$  mL/min] and 5 men and 6 women with severe renal impairment [urine creatinine clearance  $>10$  to  $<30$  mL/min]). Mean estimates of the elimination half-life were  $6.1 \pm 3.0$  and  $9.5 \pm 3.1$  hours for the moderate and severe renal impairment groups, respectively as compared with 1.0 to 2.0 hours in healthy volunteers.

**Hemodialysis:** A single intravenous dose of 0.2 mmol/kg of MultiHance was administered to 11 subjects (5 males and 6 females) with end-stage renal disease requiring hemodialysis to determine the pharmacokinetics and dialyzability of gadobenate. Approximately 72% of the dose was recovered by hemodialysis over a 4-hour period. The mean elimination half-life on dialysis was  $1.21 \pm 0.29$  hours as compared with  $42.4 \pm 24.4$  hours when off dialysis.

**Hepatic Impairment:** A single intravenous dose of 0.1 mmol/kg of MultiHance was administered to 11 subjects (8 males and 3 females) with impaired liver function (Class B or C modified Child-Pugh Classification). Hepatic impairment had little effect on the pharmacokinetics of MultiHance with the parameters being similar to those calculated for healthy subjects.

**Gender, Age, Race:** A multiple regression analysis performed using pooled data from several pharmacokinetic studies found no significant effect of sex upon the pharmacokinetics of gadobenate. Clearance appeared to decrease slightly with increasing age. Since variations due to age appeared marginal, dosage adjustment for geriatric population is not recommended. Pharmacokinetic differences due to race have not been systematically studied.

**Pediatric:** A population pharmacokinetic analysis incorporated data from 25 healthy subjects (14 males and 11 females) and 15 subjects undergoing MR imaging of the central nervous system (7 males and 8 females) between ages of 2 and 16 years. The subjects received a single intravenous dose of 0.1 mmol/kg of MultiHance. The geometric mean  $C_{max}$  was  $62.3 \mu\text{g/mL}$  ( $n=16$ ) in children 2 to 5 years of age, and  $64.2 \mu\text{g/mL}$  ( $n=24$ ) in children older than 5 years. The geometric mean  $AUC_{0-\infty}$  was  $77.9 \mu\text{g}\cdot\text{h/mL}$  in children 2-5 years of age ( $n=16$ ) and  $82.6 \mu\text{g}\cdot\text{h/mL}$  in children older than 5 years ( $n=24$ ). The

geometric mean half-life was 1.2 hours in children 2 to 5 years of age and 0.93 hours in children older than 5 years. There was no significant gender-related difference in the pharmacokinetic parameters in the pediatric patients. Over 80% of the dose was recovered in urine after 24 hours.

## **13 NONCLINICAL TOXICOLOGY**

### **13.1 Carcinogenesis, Mutagenesis, Impairment of Fertility**

Long-term animal studies have not been performed to evaluate the carcinogenic potential of MultiHance.

The results for MultiHance were negative in the following genetic toxicity studies: 1) in vitro bacteria reverse mutation assays, 2) an in vitro gene mutation assay in mammalian cells, 3) an in vitro chromosomal aberration assay, 4) an in vitro unscheduled DNA synthesis assay, and 5) an in vivo micronucleus assay in rats.

MultiHance had no effect on fertility and reproductive performance at IV doses of up to 2 mmol/kg/day (3 times the human dose on body surface basis) for 13 weeks in male rats and for 32 days in female rats. However, vacuolation in testes and abnormal spermatogenic cells were observed when MultiHance was intravenously administered to male rats at 3 mmol/kg/day (5 times the human dose on body surface basis) for 28 days. The effects were not reversible following 28-day recovery period. The effects were not reported in dog and monkey studies (at doses up to about 11 and 10 times the human dose on body surface basis for dogs (28 days dosing) and monkeys (14 days dosing), respectively).

## **14 CLINICAL STUDIES**

### **14.1 MRI of the CNS**

MultiHance was evaluated in 426 adult patients in 2 controlled clinical trials of the central nervous system (Study A and Study B), enrolling 217 men and 209 women with a mean age of 52 years (range 18 to 88 years). The racial and ethnic representations were 88% Caucasian, 6% Black, 4% Hispanic, 1% Asian, and 1% other racial or ethnic groups. These trials were designed to compare MultiHance contrast MRI to non-contrast MRI alone. In Study A, patients highly suspected of having a lesion(s) of the CNS based on nuclear medicine imaging, computed tomography (CT), contrast CT, MRI, contrast-MRI, or angiography were randomized to receive two MRI evaluations with 0.05 mmol/kg (n=140) or 0.1 mmol/kg (n=136) of MultiHance. In Study B, patients with known metastatic disease to the CNS were randomized to receive two MRI evaluations with 0.05 mmol/kg (n=74) or 0.1 mmol/kg (n=76) of MultiHance. MRI scans were performed pre-contrast and within 5 minutes after each injection. The studies were designed to evaluate the effect of MultiHance MRI compared to the non-contrast MRI on a lesion level. Pre-contrast, post-contrast, and pre-plus-post contrast images (paired images) were independently evaluated by three blinded readers. The images were evaluated for the following endpoints using a scale from 0 to 4: the degree of lesion border delineation, the degree of visualization of lesion internal morphology, and the degree of lesion contrast enhancement. Lesion counting was also performed for the pre-contrast and paired image sets.

The 0.1 mmol/kg dose of MultiHance demonstrated consistently better visualization for all readers for all visualization endpoints. However, the 0.05 mmol/kg dose of MultiHance provided inconsistent visualization results between readers.

Comparison of pre-contrast versus post-contrast (0.1 mmol/kg) images showed that the mean score differences were significant and favored contrast for subjects in Study B (all subjects with known metastatic lesions) and for subjects with known tumors in Study A. However, the mean score differences between the pre-contrast and post-contrast images were not significant for non-tumor patients in Study A. These negative results may be attributed to a lack of lesion enhancement in non-tumor CNS disease.

Table 4 shows a comparison of paired images (pre-and post-contrast) versus pre-contrast images with

respect to the difference in the mean score and with respect to the proportion of lesions read as better, worse, or the same as the pre-contrast MRI images. Table 4 shows that based on a lesion-level analysis 0.1 mmol/kg MultiHance provided a statistically significant improvement for the three structural parameters evaluated. Also, more lesions were seen in the paired images than in the pre-contrast images alone.

**Table 4: LESION LEVEL RESULTS OF MRI CENTRAL NERVOUS SYSTEM ADULT STUDIES WITH 0.1 mmol/kg MULTIHANCE**

	Study A			Study B		
	Reader 1	Reader 2	Reader 3	Reader 1	Reader 2	Reader 3
Endpoints	N = 395	N = 384	N = 299	N = 245	N = 275	N = 254
Border Delineation:						
Difference of Means (a)	0.8*	0.6*	0.8*	1.8*	1.5*	1.9*
Worse (b)	44 (11%)	61 (16%)	57 (19%)	13 (5%)	24 (9%)	15 (6%)
Same	146 (37%)	168 (44%)	89 (30%)	11 (5%)	19 (7%)	18 (7%)
Better	205 (52%)	155 (40%)	153 (51%)	221 (90%)	232 (84%)	221 (87%)
Internal Morphology:						
Difference of Means	0.8*	0.6*	0.7*	1.7*	1.4*	2.1*
Worse	37 (10%)	63 (17%)	62 (21%)	13 (5%)	26 (10%)	14 (5%)
Same	147 (37%)	151 (39%)	84 (28%)	16 (7%)	22 (8%)	22 (9%)
Better	211 (53%)	170 (44%)	153 (51%)	216 (88%)	227 (82%)	218 (86%)
Contrast Enhancement:						
Difference of Means	0.7*	0.5*	0.8*	1.9*	1.3*	1.9*
Worse	75 (19%)	74 (19%)	50 (17%)	13 (5%)	32 (12%)	17 (7%)
Same	148 (37%)	152 (40%)	109 (36%)	11 (5%)	21 (7%)	14 (5%)
Better	172 (44%)	158 (41%)	140 (47%)	221 (90%)	222 (81%)	223 (88%)
(a) Difference of means = (paired mean) - (pre mean)						
(b) Worse = paired score is less than the pre score						
Same = paired score is the same as the pre score						
Better = paired score is greater than the pre score						
* Statistically significant for the mean (paired t test)						

The efficacy and safety of MultiHance were evaluated in 92 pediatric patients with known or highly suspected disease of the central nervous system. MRI scans were performed pre-contrast and within 3 to 10 minutes following the administration of MultiHance 0.1 mmol/kg. Pre-contrast, post-contrast, and pre-plus-post contrast images (paired images) were independently evaluated by three blinded readers on a lesion level. The images were evaluated for the same endpoints as in the adult central nervous system trials using a scale from 0 to 4: the degree of lesion border delineation, the degree of visualization of lesion internal morphology, and the degree of lesion contrast enhancement. Lesion counting was also performed for the pre-contrast and paired image sets. The pre-contrast versus the paired image set was the primary comparison. Forty-nine percent of study subjects were male and the overall mean age was 10.6 years (range 2 to 17 years). The racial and ethnic representations were 77% Caucasian, 13% Asian, 5% Black, and 4% other racial or ethnic groups. MultiHance increased lesion border delineation, lesion internal morphology, and lesion contrast enhancement relative to non-contrast and these results were comparable to those seen in adults.

#### 14.2 MRA of Renal and Aorto-ilio-femoral Vessels

Safety and efficacy of MultiHance for use in MRA were evaluated in two prospective, multi-center, open-label, clinical trials (one for each arterial vascular territory: renal and aorto-ilio-femoral). Out of 580 patients who received MultiHance in these two trials, 62.2% were men and 90.9% were Caucasian; the average age was 63.4 years (range 18 to 93 years). In both trials, patients with known or suspected

arterial disease underwent MRA with and without MultiHance as well as catheter-based digital subtraction angiography (DSA). Assessment of diagnostic efficacy for detecting/excluding clinically significant steno-occlusive disease ( $\geq 51\%$  stenosis measured with electronic calipers) was based on comparisons of sensitivity and specificity between MultiHance MRA and non-contrast MRA, with DSA as a reference standard.

In each vascular territory, the primary efficacy analyses were designed to demonstrate superiority in sensitivity and non-inferiority in specificity of MultiHance MRA to non-contrast MRA at the vessel-segment level. The interpretation of MRA images from both trials was conducted by three independent radiologist readers who were blinded to clinical data, including the DSA results. The pre-specified success criteria were to be achieved by at least the same two readers for all primary analyses.

Results of both trials showed a statistically significant increase in sensitivity and specificity of MultiHance MRA over non-contrast MRA in detecting clinically significant steno-occlusive disease. Table 5 summarizes the efficacy results by reader.

<b>TABLE 5. PERFORMANCE CHARACTERISTICS OF MULTIHANCE-MRA AND NON-CONTRAST MRA</b>						
* (Based on General Delta Method)						
READER	SENSITIVITY			SPECIFICITY		
	AORTO-ILIO-FEMERAL ARTERIES					
	MultiHance MRA [A]	Non-contrast MRA [B]	[A] – [B] (95% CI)*	MultiHance MRA [A]	Non-contrast MRA [B]	[A] – [B] (95% CI)*
1	77.8%	73.7%	4.5 (1.5, 7.6)	88.1%	78.5%	10.0 (7.3, 12.6)
2	65.2%	52.5%	12.6 (8.5, 16.6)	94.2%	89.4%	4.9 (2.7, 7.1)
3	69.0%	59.1%	10.0 (6.1, 14.0)	90.0%	75.3%	14.9 (12.1, 17.8)
	RENAL ARTERIES					
	SENSITIVITY			SPECIFICITY		
	MultiHance MRA [A]	Non-contrast MRA [B]	[A] – [B] (95% CI)*	MultiHance MRA [A]	Non-contrast MRA [B]	[A] – [B] (95% CI)*
1	67.8%	47.0%	20.8 (12.8, 28.9)	94.0%	86.1%	8.3 (4.2, 12.4)
2	62.4%	46.7%	16.2 (6.8, 25.6)	94.0%	83.5%	10.3 (5.5, 15.0)
3	65.5%	39.6%	25.3 (15.9, 34.6)	94.7%	87.3%	8.0 (3.6, 12.5)

## 16 HOW SUPPLIED/STORAGE AND HANDLING

### How Supplied

MultiHance Multipack (gadobenate dimeglumine) injection is a clear, colorless to slightly yellow solution containing 529 mg gadobenate dimeglumine per mL. MultiHance Multipack is supplied in glass bottles; each multidose bottle is rubber stoppered with an aluminum seal and the contents are sterile. MultiHance is supplied in boxes of:

Five 50 mL Pharmacy Bulk Packages (NDC 0270-5264-16)

Five 100 mL Pharmacy Bulk Packages (NDC 0270-5264-17)

### Storage and Handling

Inspect the MultiHance bottle visually for particulate matter and discoloration prior to administration. Do not use the solution if it is discolored or particulate matter is present. Do not mix intravenous medications or parenteral nutrition solutions with MultiHance. Do not administer other medications in the same intravenous line with MultiHance because of the potential for chemical incompatibility.

Store at 25°C (77°F), excursions permitted to 15-30°C (59-86°F) [see USP Controlled Room Temperature].

Do not freeze.

## **17 PATIENT COUNSELING INFORMATION**

### **17.1 Nephrogenic Systemic Fibrosis**

Instruct patients to inform their physician if they:

- have a history of kidney and/or liver disease, or
- have recently received a GBCA.

GBCAs increase the risk for NSF among patients with impaired elimination of the drugs. To counsel patients at risk for NSF:

- Describe the clinical manifestations of NSF
- Describe procedures to screen for the detection of renal impairment.

Instruct the patients to contact their physician if they develop signs or symptoms of NSF following MultiHance administration, such as burning, itching, swelling, scaling, hardening and tightening of the skin; red or dark patches on the skin; stiffness in joints with trouble moving, bending or straightening the arms, hands, legs or feet; pain in the hip bones or ribs; or muscle weakness.

### **17.2 Common Adverse Reactions**

Inform patients that they may experience:

- reactions along the venous injection site, such as mild and transient burning or pain or feeling of warmth or coldness at the injection site
- side effects of feeling hot, nausea, and headache.

### **17.3 General Precautions**

Instruct patients scheduled to receive MultiHance to inform their physician if they:

- are pregnant or breast feeding
- have a history of renal disease, heart disease, seizure, asthma or allergic respiratory diseases
- are taking any medications
- have any allergies to any of the ingredients of MultiHance.

### **Rx only**

US Patent No. 4,916,246

Manufactured for

Bracco Diagnostics Inc. - Monroe Twp, NJ 08831

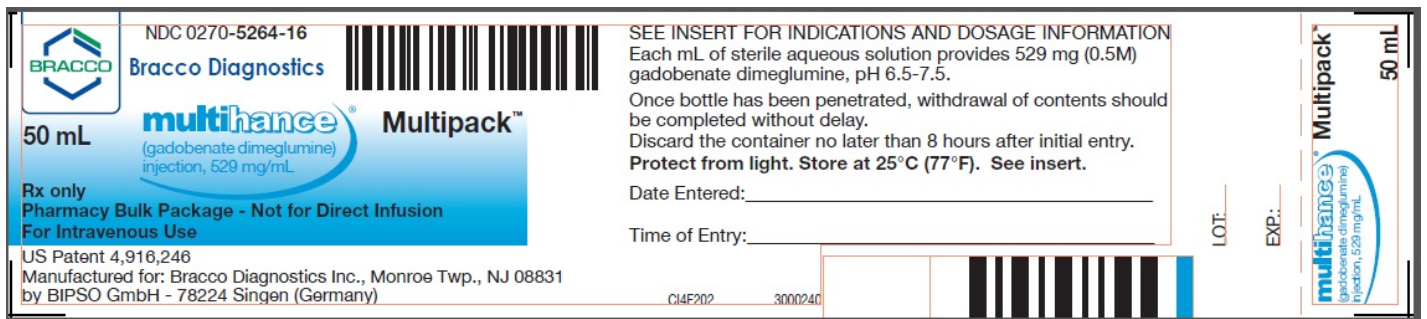

By BIPSO GmbH - 78224 Singen (Germany)

CL4F703

Revised April 2017

Multihance Multipack 50 mL

NDC 0270-5264-16



# MULTIHANCE

gadobenate dimeglumine injection, solution

## Product Information

Product Type	HUMAN PRESCRIPTION DRUG	Item Code (Source)	NDC:0270-5264
Route of Administration	INTRAVENOUS		

## Active Ingredient/Active Moiety

Ingredient Name	Basis of Strength	Strength
gadobenate dimeglumine (UNII: 3Q6PPC19PO) (GADOLINIUM CATION (3+) - UNII:AZV954TZ9N)	gadobenate dimeglumine	529 mg in 1 mL

## Packaging

#	Item Code	Package Description	Marketing Start Date	Marketing End Date



1	NDC:0270-5264-16	5 in 1 BOX	11/23/2004	
1		50 mL in 1 BOTTLE, GLASS; Type 0: Not a Combination Product		
2	NDC:0270-5264-17	5 in 1 BOX	11/23/2004	
2		100 mL in 1 BOTTLE, GLASS; Type 0: Not a Combination Product		

## Marketing Information

Marketing Category	Application Number or Monograph Citation	Marketing Start Date	Marketing End Date
NDA	NDA021358	11/23/2004	

**Labeler** - BRACCO DIAGNOSTICS INC (849234661)

**Registrant** - BRACCO DIAGNOSTICS INC (849234661)

## Establishment

Name	Address	ID/FEI	Business Operations
BRACCO IMAGING SPA		434384007	API MANUFACTURE(0270-5264)

## Establishment

Name	Address	ID/FEI	Business Operations
Takeda GmbH		313270016	ANALYSIS(0270-5264)

## Establishment

Name	Address	ID/FEI	Business Operations
BIPSO GmbH		342104149	MANUFACTURE(0270-5264)

Revised: 4/2017

BRACCO DIAGNOSTICS INC