

# **MOMETASONE FUROATE- mometasone furoate ointment**

## **Cosette Pharmaceuticals, Inc.**

-----

### **HIGHLIGHTS OF PRESCRIBING INFORMATION**

**These highlights do not include all the information needed to use MOMETASONE FUROATE OINTMENT safely and effectively. See full prescribing information for MOMETASONE FUROATE OINTMENT.**

### **MOMETASONE FUROATE ointment 0.1%, for topical use**

**Initial U.S. Approval: 1987**

#### **RECENT MAJOR CHANGES**

Warnings and Precautions

Ophthalmic Adverse Reactions ( 5.2) 05/2018

#### **INDICATIONS AND USAGE**

Mometasone furoate, USP ointment 0.1% is a corticosteroid indicated for the relief of the inflammatory and pruritic manifestations of corticosteroid-responsive dermatoses in patients  $\geq 2$  years of age. ( 1)

#### **DOSAGE AND ADMINISTRATION**

- Apply a thin film to the affected skin areas once daily. ( 2)
- Discontinue therapy when control is achieved. ( 2)
- If no improvement is seen within 2 weeks, reassess diagnosis. ( 2)
- Do not use with occlusive dressings unless directed by a physician. ( 2)

#### **DOSAGE FORMS AND STRENGTHS**

- Ointment, 0.1%. ( 3)

#### **CONTRAINDICATIONS**

- Mometasone furoate, USP ointment 0.1% is contraindicated in those patients with a history of hypersensitivity to any of the components in the preparation. ( 4)

#### **WARNINGS AND PRECAUTIONS**

- Reversible HPA axis suppression with the potential for glucocorticosteroid insufficiency after withdrawal of treatment, Cushing's syndrome, and hyperglycemia may occur due to systemic absorption. Patients applying a topical steroid to a large surface area or to areas under occlusion should be evaluated periodically for evidence of HPA axis suppression. Modify use should HPA axis suppression develop. ( 5.1, 8.4)
- Pediatric patients may be more susceptible to systemic toxicity. ( 5.1, 8.4)
- May increase the risk of cataracts and glaucoma. If visual symptoms occur, consider referral to an ophthalmologist. ( 5.2)

#### **ADVERSE REACTIONS**

Most common adverse reactions are: burning, pruritus, skin atrophy, tingling/stinging and furunculosis. ( 6)

**To report SUSPECTED ADVERSE REACTIONS, contact Cosette Pharmaceuticals, Inc. at 1-800-922-1038 or FDA at 1-800-FDA-1088 or [www.fda.gov/medwatch](http://www.fda.gov/medwatch).**

**See 17 for PATIENT COUNSELING INFORMATION and FDA-approved patient labeling.**

**Revised: 11/2023**

---

### **FULL PRESCRIBING INFORMATION: CONTENTS\***

#### **1 INDICATIONS AND USAGE**

#### **2 DOSAGE AND ADMINISTRATION**

#### **3 DOSAGE FORMS AND STRENGTHS**

#### **4 CONTRAINDICATIONS**

#### **5 WARNINGS AND PRECAUTIONS**

- 5.1 Effects on Endocrine System
- 5.2 Ophthalmic Adverse Reactions
- 5.3 Allergic Contact Dermatitis
- 5.4 Concomitant Skin Infections

## **6 ADVERSE REACTIONS**

- 6.1 Clinical Trials Experience
- 6.2 Postmarketing Experience

## **7 DRUG INTERACTIONS**

## **8 USE IN SPECIFIC POPULATIONS**

- 8.1 Pregnancy
- 8.3 Nursing Mothers
- 8.4 Pediatric Use
- 8.5 Geriatric Use

## **10 OVERDOSAGE**

## **11 DESCRIPTION**

## **12 CLINICAL PHARMACOLOGY**

- 12.1 Mechanism of Action
- 12.2 Pharmacodynamics
- 12.3 Pharmacokinetics

## **13 NONCLINICAL TOXICOLOGY**

- 13.1 Carcinogenesis, Mutagenesis, Impairment of Fertility

## **14 CLINICAL STUDIES**

## **16 HOW SUPPLIED/STORAGE AND HANDLING**

## **17 PATIENT COUNSELING INFORMATION**

\* Sections or subsections omitted from the full prescribing information are not listed.

---

# **FULL PRESCRIBING INFORMATION**

## **1 INDICATIONS AND USAGE**

Mometasone furoate, USP ointment 0.1% is a corticosteroid indicated for the relief of the inflammatory and pruritic manifestations of corticosteroid-responsive dermatoses in patients 2 years of age or older.

## **2 DOSAGE AND ADMINISTRATION**

Apply a thin film of mometasone furoate, USP ointment 0.1% to the affected skin areas once daily.

Therapy should be discontinued when control is achieved. If no improvement is seen within 2 weeks, reassessment of diagnosis may be necessary [ *see Warnings and Precautions ( 5.1)*  ].

Do not use mometasone furoate, USP ointment 0.1% with occlusive dressings unless directed by a physician. Do not apply mometasone furoate, USP ointment 0.1% in the diaper area, as diapers or plastic pants constitute occlusive dressing.

Avoid use on the face, groin, or axillae. Avoid contact with eyes. Wash hands after each application.

Mometasone furoate, USP ointment 0.1% is for topical use only. It is not for oral, ophthalmic, or intravaginal use.

### **3 DOSAGE FORMS AND STRENGTHS**

Ointment, 0.1%. Each gram of mometasone furoate, USP ointment 0.1% contains 1 mg of mometasone furoate in a white to off-white uniform ointment base.

### **4 CONTRAINDICATIONS**

Mometasone furoate, USP ointment 0.1% is contraindicated in those patients with a history of hypersensitivity to any of the components in the preparation.

### **5 WARNINGS AND PRECAUTIONS**

#### **5.1 Effects on Endocrine System**

Systemic absorption of topical corticosteroids can produce reversible hypothalamic-pituitary-adrenal (HPA) axis suppression with the potential for glucocorticosteroid insufficiency. This may occur during treatment or after withdrawal of treatment. Manifestations of Cushing's syndrome, hyperglycemia, and glucosuria can also be produced in some patients by systemic absorption of topical corticosteroids while on treatment. Factors that predispose a patient using a topical corticosteroid to HPA axis suppression include the use of high-potency steroids, large treatment surface areas, prolonged use, use of occlusive dressings, altered skin barrier, liver failure, and young age.

Because of the potential for systemic absorption, use of topical corticosteroids may require that patients be periodically evaluated for HPA axis suppression. This may be done by using the adrenocorticotrophic hormone (ACTH) stimulation test.

In a study evaluating the effects of mometasone furoate ointment on the HPA axis, 15 grams were applied twice daily for 7 days to 6 adult subjects with psoriasis or atopic dermatitis. The results show that the drug caused a slight lowering of adrenal corticosteroid secretion.

If HPA axis suppression is documented, an attempt should be made to gradually withdraw the drug, to reduce the frequency of application, or to substitute a less potent corticosteroid. Recovery of HPA axis function is generally prompt upon discontinuation of topical corticosteroids. Infrequently, signs and symptoms of glucocorticosteroid insufficiency may occur, requiring supplemental systemic corticosteroids.

Pediatric patients may be more susceptible to systemic toxicity from equivalent doses due to their larger skin surface to body mass ratios [*see Use in Specific Populations ( 8.4)*].

## **5.2 Ophthalmic Adverse Reactions**

Use of topical corticosteroids may increase the risk of posterior subcapsular cataracts and glaucoma.

Cataracts and glaucoma have been reported in postmarketing experience with the use of topical corticosteroid products, including the topical mometasone products [ see *Adverse Reactions* ( 6.2) ].

Avoid contact of mometasone furoate, USP ointment 0.1% with eyes. Advise patients to report any visual symptoms and consider referral to an ophthalmologist for evaluation.

## **5.3 Allergic Contact Dermatitis**

If irritation develops, mometasone furoate, USP ointment 0.1% should be discontinued and appropriate therapy instituted. Allergic contact dermatitis with corticosteroids is usually diagnosed by observing failure to heal rather than noting a clinical exacerbation. Such an observation should be corroborated with appropriate diagnostic patch testing.

## **5.4 Concomitant Skin Infections**

If concomitant skin infections are present or develop, an appropriate antifungal or antibacterial agent should be used. If a favorable response does not occur promptly, use of mometasone furoate, USP ointment 0.1% should be discontinued until the infection has been adequately controlled.

# **6 ADVERSE REACTIONS**

## **6.1 Clinical Trials Experience**

Because clinical trials are conducted under widely varying conditions, adverse reaction rates observed in the clinical trials of a drug cannot be directly compared to rates in the clinical trials of another drug and may not reflect the rates observed in clinical practice.

In controlled clinical trials involving 812 subjects, the incidence of adverse reactions associated with the use of mometasone furoate, USP ointment 0.1% was 4.8%. Reported reactions included burning, pruritus, skin atrophy, tingling/stinging, and furunculosis. Cases of rosacea associated with the use of mometasone furoate, USP ointment 0.1% have been reported.

The following adverse reactions were reported to be possibly or probably related to treatment with mometasone furoate, USP ointment 0.1% during a clinical study in 5% of 63 pediatric subjects 6 months to 2 years of age: decreased glucocorticoid levels, 1; an unspecified skin disorder, 1; and a bacterial skin infection, 1. The following signs of skin atrophy were also observed among 63 subjects treated with mometasone furoate, USP ointment 0.1% in a clinical trial: shininess, 4; telangiectasia, 1; loss of elasticity, 4; loss of normal skin markings, 4; and thinness, 1.

## **6.2 Postmarketing Experience**

Because adverse reactions are reported voluntarily from a population of uncertain size,

it is not always possible to reliably estimate their frequency or establish a causal relationship to drug exposure.

Postmarketing reports for local adverse reactions to topical corticosteroids include irritation, dryness, folliculitis, hypertrichosis, acneiform eruptions, hypopigmentation, perioral dermatitis, allergic contact dermatitis, secondary infection, skin atrophy, striae, and miliaria. These adverse reactions may occur more frequently with the use of occlusive dressing

Postmarketing reports for ophthalmic adverse reactions to topical corticosteroids include blurred vision, cataracts, glaucoma, increased intraocular pressure, and central serous chorioretinopathy.

**To report SUSPECTED ADVERSE REACTIONS, contact Cosette Pharmaceuticals, Inc. at 1-800-922-1038 or FDA at 1-800-FDA-1088 or [www.fda.gov/medwatch](http://www.fda.gov/medwatch).**

## **7 DRUG INTERACTIONS**

No drug-drug interaction studies have been conducted with mometasone furoate, USP ointment 0.1%.

## **8 USE IN SPECIFIC POPULATIONS**

### **8.1 Pregnancy**

Teratogenic Effects Pregnancy Category C:

There are no adequate and well-controlled studies in pregnant women. Therefore, mometasone furoate, USP ointment 0.1% should be used during pregnancy only if the potential benefit justifies the potential risk to the fetus.

Corticosteroids have been shown to be teratogenic in laboratory animals when administered systemically at relatively low dosage levels. Some corticosteroids have been shown to be teratogenic after dermal application in laboratory animals.

When administered to pregnant rats, rabbits, and mice, mometasone furoate increased fetal malformations. The doses that produced malformations also decreased fetal growth, as measured by lower fetal weights and/or delayed ossification. Mometasone furoate also caused dystocia and related complications when administered to rats during the end of pregnancy.

In mice, mometasone furoate caused cleft palate at subcutaneous doses of 60 mcg/kg and above. Fetal survival was reduced at 180 mcg/kg. No toxicity was observed at 20 mcg/kg. (Doses of 20, 60, and 180 mcg/kg in the mouse are approximately 0.01, 0.02, and 0.05 times the estimated maximum clinical topical dose from mometasone furoate, USP ointment 0.1% on a mcg/m<sup>2</sup> basis.)

In rats, mometasone furoate produced umbilical hernias at topical doses of 600 mcg/kg

and above. A dose of 300 mcg/kg produced delays in ossification, but no malformations. (Doses of 300 and 600 mcg/kg in the rat are approximately 0.2 and 0.4 times the estimated maximum clinical topical dose from mometasone furoate, USP ointment 0.1% on a mcg/m<sup>2</sup> basis.)

In rabbits, mometasone furoate caused multiple malformations (e.g., flexed front paws, gallbladder agenesis, umbilical hernia, hydrocephaly) at topical doses of 150 mcg/kg and above (approximately 0.2 times the estimated maximum clinical topical dose from mometasone furoate, USP ointment 0.1% on a mcg/m<sup>2</sup> basis). In an oral study, mometasone furoate increased resorptions and caused cleft palate and/or head malformations (hydrocephaly and domed head) at 700 mcg/kg. At 2800 mcg/kg most litters were aborted or resorbed. No toxicity was observed at 140 mcg/kg. (Doses of 140, 700, and 2800 mcg/kg in the rabbit are approximately 0.2, 0.9, and 3.6 times the estimated maximum clinical topical dose from Mometasone Furoate, USP Ointment 0.1% on a mcg/m<sup>2</sup> basis.)

When rats received subcutaneous doses of mometasone furoate throughout pregnancy or during the later stages of pregnancy, 15 mcg/kg caused prolonged and difficult labor and reduced the number of live births, birth weight, and early pup survival. Similar effects were not observed at 7.5 mcg/kg. (Doses of 7.5 and 15 mcg/kg in the rat are approximately 0.005 and 0.01 times the estimated maximum clinical topical dose from mometasone furoate, USP ointment 0.1% on a mcg/m<sup>2</sup> basis.)

### **8.3 Nursing Mothers**

Systemically administered corticosteroids appear in human milk and could suppress growth, interfere with endogenous corticosteroid production, or cause other untoward effects. It is not known whether topical administration of corticosteroids could result in sufficient systemic absorption to produce detectable quantities in human milk. Because many drugs are excreted in human milk, caution should be exercised when mometasone furoate, USP ointment 0.1% is administered to a nursing woman.

### **8.4 Pediatric Use**

Mometasone furoate, USP ointment 0.1% may be used with caution in pediatric patients 2 years of age or older, although the safety and efficacy of drug use for longer than 3 weeks have not been established. Since safety and efficacy of Mometasone Furoate, USP Ointment 0.1% have not been established in pediatric patients below 2 years of age, its use in this age group is not recommended.

Mometasone furoate, USP ointment 0.1% caused HPA axis suppression in approximately 27% of pediatric subjects ages 6 to 23 months, who showed normal adrenal function by Cortrosyn test before starting treatment, and were treated for approximately 3 weeks over a mean body surface area of 39% (range 15%-99%). The criteria for suppression were: basal cortisol level of  $\leq 5$  mcg/dL, 30-minute post-stimulation level of  $\leq 18$  mcg/dL, or an increase of  $< 7$  mcg/dL. Follow-up testing 2 to 4 weeks after stopping treatment, available for 8 of the subjects, demonstrated suppressed HPA axis function in 3 subjects, using these same criteria. Long-term use of topical corticosteroids has not been studied in this population [see *Clinical Pharmacology* ( 12.2)].

Because of a higher ratio of skin surface area to body mass, pediatric patients are at a greater risk than adults of HPA axis suppression and Cushing's syndrome when they are treated with topical corticosteroids. They are, therefore, also at greater risk of glucocorticosteroid insufficiency during and/or after withdrawal of treatment. Pediatric patients may be more susceptible than adults to skin atrophy, including striae, when they are treated with topical corticosteroids. Pediatric patients applying topical corticosteroids to greater than 20% of body surface are at higher risk of HPA axis suppression.

HPA axis suppression, Cushing's syndrome, linear growth retardation, delayed weight gain, and intracranial hypertension have been reported in children receiving topical corticosteroids. Manifestations of adrenal suppression in children include low plasma cortisol levels and absence of response to ACTH stimulation. Manifestations of intracranial hypertension include bulging fontanelles, headaches, and bilateral papilledema.

Mometasone furoate, USP ointment 0.1% should not be used in the treatment of diaper dermatitis.

### **8.5 Geriatric Use**

Clinical trials of mometasone furoate, USP ointment 0.1% included 310 subjects who were 65 years of age and over and 57 subjects who were 75 years of age and over. No overall differences in safety or effectiveness were observed between these subjects and younger subjects, and other reported clinical experience has not identified differences in responses between the elderly and younger subjects. However, greater sensitivity of some older individuals cannot be ruled out.

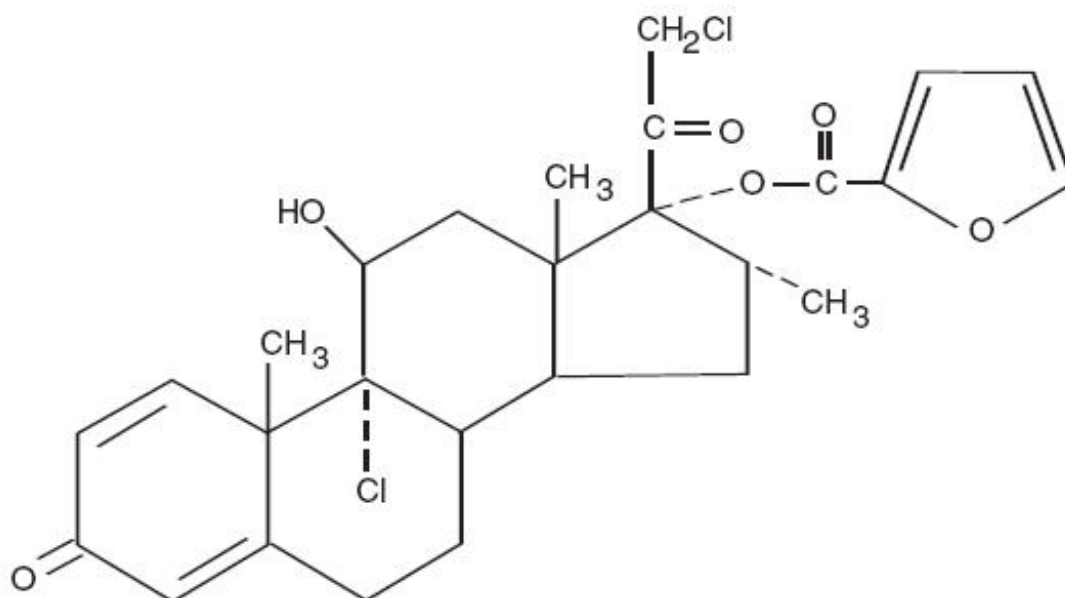
## **10 OVERDOSAGE**

Topically applied mometasone furoate, USP ointment 0.1% can be absorbed in sufficient amounts to produce systemic effects [see *Warnings and Precautions* ( 5.1)].

## **11 DESCRIPTION**

Mometasone furoate, USP ointment 0.1% contains mometasone furoate for topical use. Mometasone furoate is a synthetic corticosteroid with anti-inflammatory activity.

Chemically, mometasone furoate is 9 $\alpha$ ,21-dichloro-11 $\beta$ ,17-dihydroxy-16 $\alpha$ -methylpregna-1,4-diene-3,20-dione 17-(2-furoate), with the empirical formula C<sub>27</sub>H<sub>30</sub>Cl<sub>2</sub>O<sub>6</sub>, a molecular weight of 521.4 and the following structural formula:



Mometasone furoate is a white to off-white powder practically insoluble in water, slightly soluble in octanol, and moderately soluble in ethyl alcohol.

Each gram of mometasone furoate, USP ointment 0.1% contains 1 mg mometasone furoate in an ointment base of hexylene glycol, phosphoric acid, propylene glycol stearate, purified water, white wax, and white petrolatum.

## 12 CLINICAL PHARMACOLOGY

### 12.1 Mechanism of Action

Like other topical corticosteroids, mometasone furoate has anti-inflammatory, antipruritic, and vasoconstrictive properties. The mechanism of the anti-inflammatory activity of the topical steroids, in general, is unclear. However, corticosteroids are thought to act by the induction of phospholipase A<sub>2</sub> inhibitory proteins, collectively called lipocortins. It is postulated that these proteins control the biosynthesis of potent mediators of inflammation such as prostaglandins and leukotrienes by inhibiting the release of their common precursor arachidonic acid. Arachidonic acid is released from membrane phospholipids by phospholipase A<sub>2</sub>.

### 12.2 Pharmacodynamics

Studies performed with mometasone furoate, USP ointment 0.1% indicate that it is in the medium range of potency as compared with other topical corticosteroids.

In a study evaluating the effects of mometasone furoate ointment on the HPA axis, 15 grams were applied twice daily for 7 days to 6 adult subjects with psoriasis or atopic dermatitis. The ointment was applied without occlusion to at least 30% of the body surface. The results showed that the drug caused a slight lowering of adrenal corticosteroid secretion [see *Warnings and Precautions* ( 5.1)].

Sixty-three pediatric subjects ages 6 to 23 months, with atopic dermatitis, were enrolled in an open-label HPA axis safety study. Mometasone furoate, USP ointment 0.1% was



applied once daily for approximately 3 weeks over a mean body surface area of 39% (range 15%-99%). In approximately 27% of subjects who showed normal adrenal function by Cortrosyn test before starting treatment, adrenal suppression was observed at the end of treatment with mometasone furoate, USP ointment 0.1%. The criteria for suppression were: basal cortisol level of  $\leq 5$  mcg/dL, 30-minute post-stimulation level of  $\leq 18$  mcg/dL, or an increase of  $< 7$  mcg/dL. Follow-up testing 2 to 4 weeks after stopping treatment, available for 8 of the subjects, demonstrated suppressed HPA axis function in 3 subjects, using these same criteria [see *Use in Specific Populations* ( 8.4)].

### **12.3 Pharmacokinetics**

The extent of percutaneous absorption of topical corticosteroids is determined by many factors including the vehicle and the integrity of the epidermal barrier. Studies in humans indicate that approximately 0.7% of the applied dose of mometasone furoate, USP ointment 0.1% enters the circulation after 8 hours of contact on normal skin without occlusion. Inflammation and/or other disease processes in the skin may increase percutaneous absorption.

## **13 NONCLINICAL TOXICOLOGY**

### **13.1 Carcinogenesis, Mutagenesis, Impairment of Fertility**

Long-term animal studies have not been performed to evaluate the carcinogenic potential of mometasone furoate, USP ointment 0.1%. Long-term carcinogenicity studies of mometasone furoate were conducted by the inhalation route in rats and mice. In a 2-year carcinogenicity study in Sprague Dawley rats, mometasone furoate demonstrated no statistically significant increase of tumors at inhalation doses up to 67 mcg/kg (approximately 0.04 times the estimated maximum clinical topical dose from mometasone furoate, USP ointment 0.1% on a mcg/m<sup>2</sup> basis). In a 19-month carcinogenicity study in Swiss CD-1 mice, mometasone furoate demonstrated no statistically significant increase in the incidence of tumors at inhalation doses up to 160 mcg/kg (approximately 0.05 times the estimated maximum clinical topical dose from mometasone furoate, USP ointment 0.1% on a mcg/m<sup>2</sup> basis).

Mometasone furoate increased chromosomal aberrations in an *in vitro* Chinese hamster ovary cell assay, but did not increase chromosomal aberrations in an *in vitro* Chinese hamster lung cell assay. Mometasone furoate was not mutagenic in the Ames test or mouse lymphoma assay, and was not clastogenic in an *in vitro* mouse micronucleus assay, a rat bone marrow chromosomal aberration assay, or a mouse male germ-cell chromosomal aberration assay. Mometasone furoate also did not induce unscheduled DNA synthesis *in vivo* in rat hepatocytes.

In reproductive studies in rats, impairment of fertility was not produced in male or female rats by subcutaneous doses up to 15 mcg/kg (approximately 0.01 times the estimated maximum clinical topical dose from mometasone furoate, USP ointment 0.1% on a mcg/m<sup>2</sup> basis).

## **14 CLINICAL STUDIES**

The safety and efficacy of mometasone furoate, USP ointment 0.1% for the treatment of corticosteroid-responsive dermatoses was demonstrated in two vehicle-controlled trials, one in psoriasis and one in atopic dermatitis. A total of 218 subjects received mometasone furoate, USP ointment 0.1% (109 subjects) or the vehicle ointment applied once daily for 21 days.

## **16 HOW SUPPLIED/STORAGE AND HANDLING**

Mometasone furoate, USP ointment 0.1% is supplied in 15 gram (NDC 0713-0635-15) and 45 gram (NDC 0713-0635-37) tubes; boxes of one.

**Store at 25°C (77°F); excursions permitted to 15-30°C (59-86°F) [see USP Controlled Room Temperature].**

## **17 PATIENT COUNSELING INFORMATION**

Advise the patient to read the FDA-approved patient labeling (Patient Information)

Inform the patients of the following:

- Use mometasone furoate, USP ointment 0.1% as directed by the physician. It is for external use only.
- Avoid contact with the eyes. • Advise patients to report any visual symptoms to their healthcare providers.
- Do not use mometasone furoate, USP ointment 0.1% on the face, underarms, or groin areas.
- Do not use mometasone furoate, USP ointment 0.1% for any disorder other than that for which it was prescribed.
- Do not bandage or otherwise cover or wrap the treated skin area so as to be occlusive, unless directed by the physician.
- Report any signs of local adverse reactions to the physician.
- Advise patients not to use mometasone furoate, USP ointment 0.1% in the treatment of diaper dermatitis. Do not apply mometasone furoate, USP ointment 0.1% in the diaper area, as diapers or plastic pants may constitute occlusive dressing.
- Discontinue therapy when control is achieved. If no improvement is seen within 2 weeks, contact the physician.
- Do not use other corticosteroid-containing products with mometasone furoate, USP ointment 0.1% without first consulting with the physician.

### **Distributed by:**

Cosette Pharmaceuticals, Inc.  
South Plainfield, NJ 07080

8-0635CPLNC3

Rev. 03/2022

VC7622

## **Patient Information**

**Mometasone Furoate, USP Ointment 0.1%**  
**(Mo-meta-sone fur-o-ate)**

**Important information: Mometasone furoate, USP ointment 0.1% is for use on skin only.** Do not use mometasone furoate, USP ointment 0.1% in your eyes, mouth, or vagina.

**What is mometasone furoate, USP ointment 0.1%?**

- Mometasone furoate, USP ointment 0.1% is a prescription medicine used on the skin (topical) for the relief of redness, swelling, heat, pain (inflammation) and itching, caused by certain skin problems in people 2 years of age and older.
- It is not known if mometasone furoate, USP ointment 0.1% is safe and effective for use in children under 2 years of age.
- Mometasone furoate, USP ointment 0.1% should not be used in children under 2 years of age.
- It is not known if mometasone furoate, USP ointment 0.1% is safe and effective for use in children longer than 3 weeks.

**Do not use mometasone furoate, USP ointment 0.1% if you are allergic to mometasone furoate or any of the ingredients in mometasone furoate, USP ointment 0.1%.** See the end of this leaflet for a complete list of ingredients in mometasone furoate, USP ointment 0.1%.

**Before using mometasone furoate, USP ointment 0.1%, tell your healthcare provider about all your medical conditions, including if you:**

- have a skin infection at the site to be treated. You may also need medicine to treat the skin infection.
- are pregnant or plan to become pregnant. It is not known if mometasone furoate, USP ointment 0.1% will harm your unborn baby.
- are breastfeeding or plan to breastfeed. It is not known if mometasone furoate, USP ointment 0.1% passes into your breast milk.

**Tell your healthcare provider about all the medicines you take,** including prescription and over-the-counter medicines, vitamins, and herbal supplements. Especially tell your healthcare provider if you take other corticosteroid medicines by mouth or use other products on your skin or scalp that contain corticosteroids.

**How should I use mometasone furoate, USP ointment 0.1%?**

- Use mometasone furoate, USP ointment 0.1% exactly as your healthcare provider tells you to use it.
- Apply a thin film of mometasone furoate, USP ointment 0.1% to the affected skin area 1 time each day.
- Use mometasone furoate, USP ointment 0.1% until the affected skin area is improved. Tell your healthcare provider if the treated skin area does not get better after 2 weeks of treatment.
- Do not bandage, cover, or wrap the treated skin area unless your healthcare provider tells you to.
- Mometasone furoate, USP ointment 0.1% should not be used to treat diaper rash or redness. Do not apply mometasone furoate, USP ointment 0.1% in the diaper area if wearing diapers or plastic pants.
- Avoid using mometasone furoate, USP ointment 0.1% on the face, groin, or underarms (armpits).
- Wash your hands after applying mometasone furoate, USP ointment 0.1%.

**What are the possible side effects of mometasone furoate, USP ointment 0.1%?** Mometasone furoate, USP ointment 0.1% may cause serious side

**effects, including:**

- **Mometasone furoate, USP ointment 0.1% can pass through your skin.** Too much mometasone furoate, USP ointment 0.1% passing through your skin can cause your adrenal glands to stop working properly. Your healthcare provider may do blood tests to check for adrenal gland problems.

- **Vision problems.** Topical corticosteroids may increase your chance of developing vision problems such as cataract and glaucoma. Tell your healthcare provider if you develop blurred vision or other vision problems during treatment with mometasone furoate, USP ointment 0.1%.

- **Skin problems.** Skin problems may happen during treatment with mometasone furoate, USP ointment 0.1%, including allergic reactions (contact dermatitis) and skin infections at the treatment site. Stop using mometasone furoate, USP ointment 0.1% and tell your healthcare provider if you develop any skin reactions such as pain, tenderness, swelling, or problems healing during treatment with mometasone furoate, USP ointment 0.1%.

**The most common side effects of mometasone furoate, USP ointment 0.1% include** burning, itching, thinning of the skin (atrophy), tingling, stinging, and boils. These are not all the possible side effects of mometasone furoate, USP ointment 0.1%. Call your doctor for medical advice about side effects. You may report side effects to FDA at 1-800-FDA-1088.

**How should I store mometasone furoate, USP ointment 0.1%?**

- Store mometasone furoate, USP ointment 0.1% at 25 °C (77 °F); excursions permitted to 15-30 °C (59-86 °F) [see USP Controlled Room Temperature].

- **Keep mometasone furoate, USP ointment 0.1% and all medicines out of the reach of children.**

**General information about the safe and effective use of mometasone furoate, USP ointment 0.1%.**

Medicines are sometimes prescribed for purposes other than those listed in a Patient Information leaflet. Do not use mometasone furoate, USP ointment 0.1% for a condition for which it was not prescribed. Do not give mometasone furoate, USP ointment 0.1% to other people, even if they have the same symptoms that you have. It may harm them. You can ask your pharmacist or healthcare provider for information about mometasone furoate, USP ointment 0.1% that is written for health professionals.

**What are the ingredients in mometasone furoate, USP ointment 0.1%?**

**Active ingredient:** mometasone furoate

**Inactive ingredients:** hexylene glycol, phosphoric acid, propylene glycol stearate, purified water, white wax, and white petrolatum

**Distributed by:**

Cosette Pharmaceuticals, Inc.  
South Plainfield, NJ 07080

8-0635CPLNC3

Rev. 03/2022

VC7622

This Patient Information has been approved by the U.S. Food and Drug Administration.

## PRINCIPAL DISPLAY PANEL

**NDC 0713-0635-15**

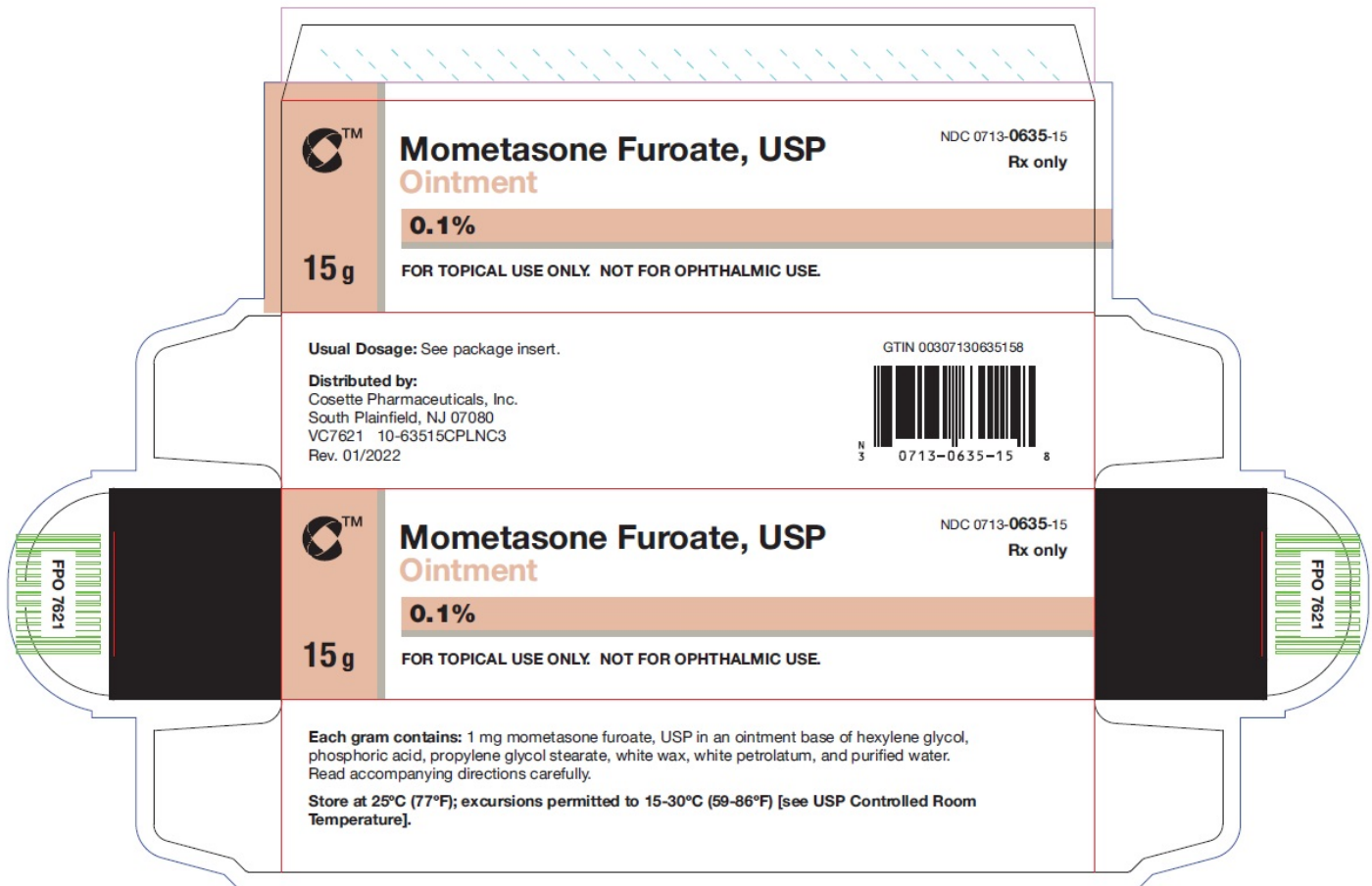
**Mometasone Furoate, USP Ointment 0.1%**

**15 g**

**Rx only**

**FOR TOPICAL USE ONLY. NOT FOR OPHTHALMIC USE.**

**Cosette Pharmaceuticals, Inc.**



**NDC 0713-0635-37**

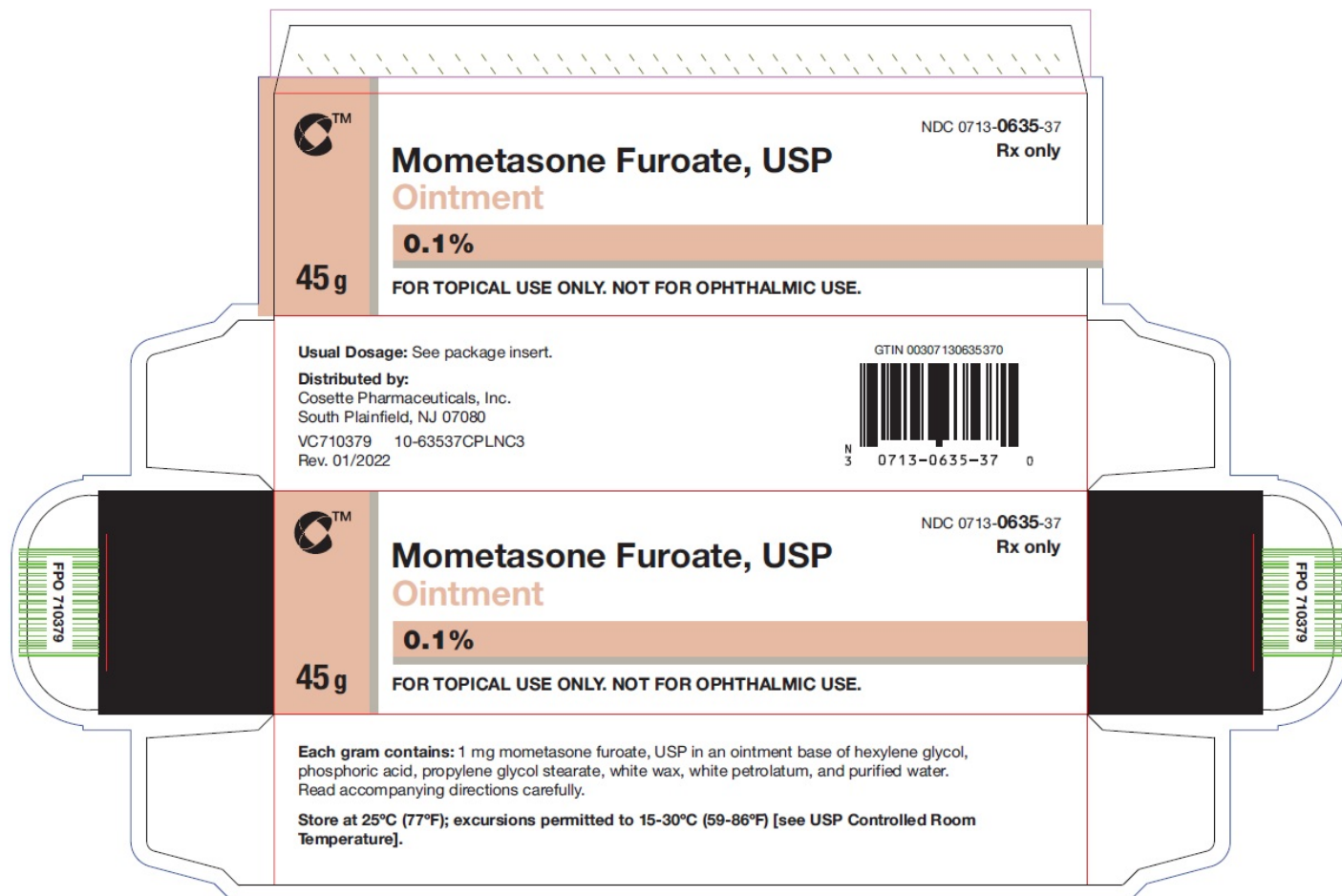
**Mometasone Furoate, USP Ointment 0.1%**

**45 g**

**Rx only**

**FOR TOPICAL USE ONLY. NOT FOR OPHTHALMIC USE.**

**Cosette Pharmaceuticals, Inc.**



## MOMETASONE FUROATE

mometasone furoate ointment

### Product Information

Product Type	HUMAN PRESCRIPTION DRUG	Item Code (Source)	NDC:0713-0635
Route of Administration	TOPICAL		

### Active Ingredient/Active Moiety

Ingredient Name	Basis of Strength	Strength
MOMETASONE FUROATE (UNII: 04201GDN4R) (MOMETASONE - UNII: 8HR4QJ6DW8)	MOMETASONE FUROATE	1 mg in 1 g

### Inactive Ingredients

Ingredient Name	Strength
HEXYLENE GLYCOL (UNII: KEH0A3F75J)	
PHOSPHORIC ACID (UNII: E4GA8884NN)	
PROPYLENE GLYCOL MONOSTEARATE (UNII: MZM1I680W0)	
WHITE WAX (UNII: 7G1J5DA97F)	
WATER (UNII: 059QF0KO0R)	
PETROLATUM (UNII: 4T6H12BN9U)	

## Packaging

#	Item Code	Package Description	Marketing Start Date	Marketing End Date
1	NDC:0713-0635-15	1 in 1 CARTON	03/04/2014	
1		15 g in 1 TUBE; Type 0: Not a Combination Product		
2	NDC:0713-0635-37	1 in 1 CARTON	03/04/2014	
2		45 g in 1 TUBE; Type 0: Not a Combination Product		

## Marketing Information

Marketing Category	Application Number or Monograph Citation	Marketing Start Date	Marketing End Date
ANDA	ANDA077401	03/04/2014	

**Labeler -** Cosette Pharmaceuticals, Inc. (116918230)

## Establishment

Name	Address	ID/FEI	Business Operations
Cosette Pharmaceuticals NC Laboratories, LLC		079419931	analysis(0713-0635) , label(0713-0635) , manufacture(0713-0635) , pack(0713-0635)

Revised: 11/2023

Cosette Pharmaceuticals, Inc.