

DOXYCYCLINE- doxycycline hyclate tablet, coated
St Marys Medical Park Pharmacy

DOXYCYCLINE HYCLATE

TABLETS, USP

Rev. 06/11
Rx Only

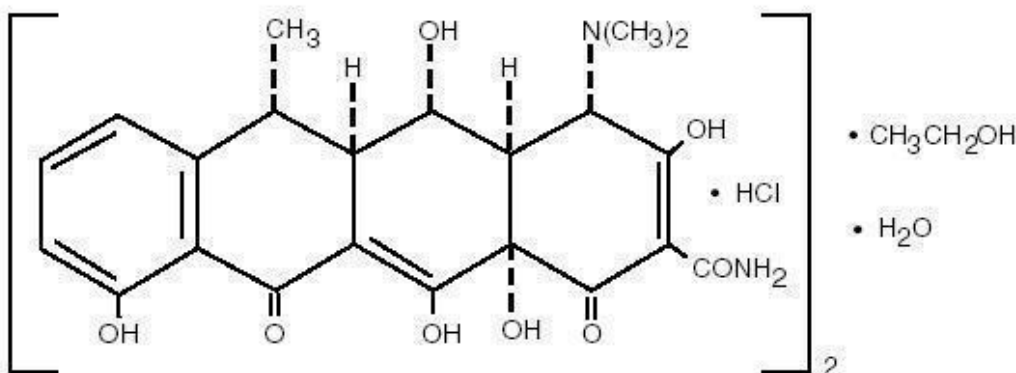
To reduce the development of drug-resistant bacteria and maintain the effectiveness of Doxycycline and other antibacterial drugs, Doxycycline should be used only to treat or prevent infections that are proven or strongly suspected to be caused by bacteria.

DESCRIPTION

Doxycycline hyclate is a broad-spectrum antibiotic synthetically derived from oxytetracycline. The chemical designation is 4-(Dimethylamino)-1,4,4a,5,5a,6,11,12a-octahydro-3,5,10,12,12a-pentahydroxy-6-methyl-1,11-dioxo-2-naphthacene-carboxamide monohydrochloride, compound with ethyl alcohol (2:1), monohydrate. Doxycycline is a light-yellow crystalline powder. Doxycycline Hyclate is soluble in water.

Doxycycline has a high degree of lipid solubility and a low affinity for calcium binding. It is highly stable in normal human serum. Doxycycline will not degrade into an epianhydro form.

The structural formula is as follows:



Doxycycline Hyclate

(C₂₂H₂₄N₂O₈ • HCl)₂ • C₂H₆O • H₂O

M.W. 1025.89

Each tablet for oral administration contains doxycycline hyclate equivalent to 100 mg of doxycycline (anhydrous). Inactive ingredients are: Colloidal Silicon Dioxide, Corn Starch, Croscarmellose Sodium, Docusate Sodium, Magnesium Stearate, and Microcrystalline Cellulose. Film Coating and Polishing contains: FD&C Blue No. 2, FD&C Yellow No. 6, and Titanium Dioxide.

CLINICAL PHARMACOLOGY

Tetracyclines are readily absorbed and are bound to plasma proteins in varying degree. They are concentrated by the liver in the bile, and excreted in the urine and feces at high concentrations and in a biologically active form. Doxycycline is virtually completely absorbed after oral administration.

Following a 200 mg dose, normal adult volunteers averaged peak serum levels of 2.6 mcg/mL of doxycycline at 2 hours decreasing to 1.45 mcg/mL at 24 hours. Excretion of doxycycline by the kidney is about 40%/72 hours in individuals with normal function (creatinine clearance about 75 mL/min). This percentage excretion may fall as low as 1-5%/72 hours in individuals with severe renal insufficiency (creatinine clearance below 10 mL/min). Studies have shown no significant difference in serum half-life of doxycycline (range 18-22 hours) in individuals with normal and severely impaired renal function.

Hemodialysis does not alter serum half-life.

Results of animal studies indicate that tetracyclines cross the placenta and are found in fetal tissues.

Microbiology

The tetracyclines are primarily bacteriostatic and are thought to exert their antimicrobial effect by the inhibition of protein synthesis. The tetracyclines, including doxycycline, have a similar antimicrobial spectrum of activity against a wide range of gram-positive and gram-negative organisms. Cross-resistance of these organisms to tetracyclines is common.

Gram-Negative Bacteria

- *Neisseria gonorrhoeae*
- *Calymmatobacterium granulomatis*
- *Haemophilus ducreyi*
- *Haemophilus influenzae*
- *Yersinia pestis*(formerly *Pasteurella pestis*)
- *Francisella tularensis* (formerly *Pasteurelia tularensis*)
- *Vibrio cholera* (formerly *Vibrio comma*)
- *Bartonella bacilliformis*
- *Brucella species*

Because many strains of the following groups of gram-negative microorganisms have been shown to be resistant to tetracyclines, culture and susceptibility testing are recommended:

- *Escherichia coli*
- *Klebsiella species*
- *Enterobacter aerogenes*
- *Shigella species*
- *Acinetobacter species*(formerly *Mima species* and *Herellea species*)
- *Bacteroides species*

Gram-Positive Bacteria

Because many strains of the following groups of gram-positive microorganisms have been shown to be resistant to tetracycline, culture and susceptibility testing are recommended. Up to 44 percent of strains of *Streptococcus pyogenes* and 74 percent of *Streptococcus faecalis* have been found to be resistant to tetracycline drugs. Therefore, tetracycline should not be used for streptococcal disease unless the organism has been demonstrated to be susceptible.

- *Streptococcus pyogenes*
- *Streptococcus pneumoniae*
- *Enterococcus* group (*Streptococcus faecalis* and *Streptococcus faecium*)
- *Alpha-hemolytic streptococci* (viridans group)

Other Microorganisms

<i>Rickettsiae</i>	<i>Clostridium</i> species
<i>Chlamydia psittaci</i>	<i>Fusobacterium fusiforme</i>
<i>Chlamydia trachomatis</i>	<i>Actinomyces</i> species
<i>Mycoplasma pneumoniae</i>	<i>Bacillus anthracis</i>
<i>Ureaplasma urealyticum</i>	<i>Propionibacterium acnes</i>
<i>Borrelia recurrentis</i>	<i>Entamoeba</i> species
<i>Treponema pallidum</i>	<i>Balantidium coli</i>
<i>Treponema Pertenu</i>	<i>Plasmodium falciparum</i>

Doxycycline has been found to be active against the asexual erythrocytic forms of *Plasmodium falciparum* but not against the gametocytes of *P. falciparum*. The precise mechanism of action of the drug is not known.

Susceptibility tests: Diffusion techniques

Quantitative methods that require measurement of zone diameters give the most precise estimate of the susceptibility of bacteria to antimicrobial agents. One such standard procedure ¹ which has been recommended for use with disks to test susceptibility of organisms to doxycycline, uses the 30-mcg tetracycline-class disk or the 30-mcg doxycycline disk. Interpretation involves the correlation of the diameter obtained in the disk test with the minimum inhibitory concentration (MIC) for tetracycline or doxycycline, respectively.

Reports from the laboratory giving results of the standard single-disk susceptibility test with a 30-mcg tetracycline-class disk the 30-mcg doxycycline disk should be interpreted according to the following criteria:

Zone Diameter (mm)		Interpretation
tetracycline		
≥19	≥16	Susceptible
15-18	13-15	Intermediate
≤14	≤12	Resistant

A report of "Susceptible" indicates that the pathogen is likely to be inhibited by generally

achievable blood levels. A report of "Intermediate" suggests that the organism would be susceptible if a high dosage is used or if the infection is confined to tissues and fluids in which antimicrobial levels are attained. A report of "Resistant" indicates that achievable concentrations are unlikely to be inhibitory, and other therapy should be selected.

Standardized procedures require the use of laboratory control organisms. The 30-mcg tetracycline-class disk or the 30-mcg doxycycline disk should give the following zone diameters:

Organism	Zone Diameter (mm)	
	tetracycline	doxycycline
<i>E. coli</i> ATCC 25922	18-25	18-24
<i>S. aureus</i> ATCC 25923	19-28	23-29

Dilution techniques

Use a standardized dilution method ² (broth, agar, microdilution) or equivalent with tetracycline powder. The MIC values obtained should be interpreted according to the following criteria:

MIC (mcg/mL)	Interpretation
≤4	Susceptible
8	Intermediate
≥16	Resistant

As with standard diffusion techniques, dilution methods require the use of laboratory control organisms. Standard tetracycline powder should provide the following MIC values:

Organism	MIC (mcg/mL)
<i>E. coli</i> ATCC 25922	1.0-4.0
<i>S. aureus</i> ATCC 29213	0.25-1.0
<i>E. faecalis</i> ATCC 29212	8-32
<i>P. aeruginosa</i> ATCC 27853	8-32

INDICATIONS AND USAGE

To reduce the development of drug-resistant bacteria and maintain effectiveness of doxycycline hyclate and other antibacterial drugs, doxycycline hyclate should be used only to treat or prevent infections that are proven or strongly suspected to be caused by susceptible bacteria. When culture and susceptibility information are available, they should be considered in selecting or modifying antibacterial therapy. In the absence of such data, local epidemiology and susceptibility patterns may contribute to the empiric selection of therapy.

Treatment:

Doxycycline is indicated for the treatment of the following infections:

- Rocky Mountain spotted fever, typhus fever and the typhus group, Q. fever, rickettsialpox, and tick fevers caused by Rickettsiae.
- Respiratory tract infections caused by *Mycoplasma pneumoniae*.
- Lymphogranuloma venereum caused by *Chlamydia trachomatis*.
- Psittacosis (ornithosis) caused by *Chlamydia psittaci*.
- Trachoma caused by *Chlamydia trachomatis*, although the infectious agent is not always eliminated as judged by immunofluorescence.
- Inclusion conjunctivitis caused by *Chlamydia trachomatis*.
- Uncomplicated urethral, endocervical or rectal infections in adults caused by *Chlamydia trachomatis*.
- Nongonococcal urethritis caused by *Ureaplasma urealyticum*.
- Relapsing fever due to *Borrelia recurrentis*.

Doxycycline is also indicated for the treatment of infections caused by the following gram-negative microorganisms:

- Chancroid caused by *Haemophilus ducreyi*.
- Plague due to *Yersinia pestis* (formerly *Pasteurella pestis*).
- Tularemia due to *Francisella tularensis* (formerly *Pasteurella tularensis*).
- Cholera caused by *Vibrio cholerae* (formerly *Vibrio comma*).
- Campylobacter fetus infections caused by *Campylobacter fetus* (formerly *Vibrio fetus*).
- Brucellosis due to *Brucella* species (in conjunction with streptomycin).
- Bartonellosis due to *Bartonella bacilliformis*.
- Granuloma inguinale caused by *Calymmatobacterium granulomatis*.

Because many strains of the following groups of microorganisms have been shown to be resistant to doxycycline culture and susceptibility testing are recommended.

Doxycycline is indicated for treatment of infections caused by the following gram-negative microorganisms, when bacteriologic testing indicates appropriate susceptibility to the drug:

- *Escherichia coli*.
- *Enterobacter aerogenes* (formerly *Aerobacter aerogenes*).
- *Shigella* species.
- *Acinetobacter* species (formerly *Mima* species and *Herellea* species).
- Respiratory tract infections caused by *Haemophilus influenzae*.
- Respiratory tract and urinary tract infections caused by *Klebsiella* species.

Doxycycline is indicated for treatment of infections caused by the following gram-positive microorganisms when bacteriologic testing indicates appropriate susceptibility to the drug:

- Upper respiratory infections caused by *Streptococcus pneumoniae* (formerly *Diplococcus pneumoniae*).
- Anthrax due to *Bacillus anthracis*, including inhalational anthrax (post-exposure): to reduce the incidence or progression of disease following exposure to aerosolized *Bacillus anthracis*.

When penicillin is contraindicated doxycycline is an alternative drug in the treatment of the following infections:

- Uncomplicated gonorrhea caused by *Neisseria gonorrhoeae*.
- Syphilis caused by *Treponema pallidum*.
- Yaws caused by *Treponema pertenue*.
- Listeriosis due to *Listeria monocytogenes*.
- Vincent's infection caused by *Fusobacterium fusiforme*.
- Actinomycosis caused by *Actinomyces israelii*.
- Infections caused by *Clostridium* species.
- In acute intestinal amebiasis, doxycycline may be a useful adjunct to amebicides.
- In severe acne, doxycycline may be useful adjunctive therapy.

Prophylaxis:

Doxycycline is indicated for the prophylaxis of malaria due to *Plasmodium falciparum* in short-term travelers (<4 months) areas with chloroquine and/or pyrimethamine-sulfadoxine resistant strains. See **DOSAGE AND ADMINISTRATION** section and **Information for Patients subsection of the PRECAUTIONS** section.

CONTRAINDICATIONS

This drug is contraindicated in persons who have shown hypersensitivity to any of the tetracyclines.

WARNINGS

THE USE OF DRUGS OF THE TETRACYCLINE CLASS DURING TOOTH DEVELOPMENT (LAST HALF OF PREGNANCY, INFANCY AND CHILDHOOD TO THE AGE OF 8 YEARS) MAY CAUSE PERMANENT DISCOLORATION OF THE TEETH (YELLOW-GRAY-BROWN). This adverse reaction is more common during long-term use of the drugs, but it has been observed following repeated short-term courses. Enamel hypoplasia has also been reported. TETRACYCLINE DRUGS, THEREFORE, SHOULD NOT BE USED IN THIS AGE GROUP, EXCEPT FOR ANTHRAX, INCLUDING INHALATIONAL ANTHRAX (POST-EXPOSURE), UNLESS OTHER DRUGS ARE NOT LIKELY TO BE EFFECTIVE OR ARE CONTRAINDICATED.

Clostridium difficile associated diarrhea (CDAD) has been reported with use of nearly all antibacterial agents, including Doxycycline, and may range in severity from mild diarrhea to fatal colitis. Treatment with antibacterial agents alters the normal flora of the colon leading to overgrowth of *C. difficile*.

C. difficile produces toxins A and B which contribute to the development of CDAD. Hypertoxin producing strains of *C. difficile* cause increased morbidity and mortality, as these infections can be refractory to antimicrobial therapy and may require colectomy. CDAD must be considered in all patients who present with diarrhea following antibiotic use. Careful medical history is necessary since CDAD has been reported to occur over two months after the administration of antibacterial agents.

If CDAD is suspected or confirmed, ongoing antibiotic use not directed against *C. difficile* may need to be discontinued. Appropriate fluid and electrolyte management protein supplementation, antibiotic treatment of *C. difficile*, and surgical evaluation should be

instituted as clinically indicated.

All tetracyclines form a stable calcium complex in any bone-forming tissue. A decrease in fibula growth rate has been observed in prematures given oral tetracycline in doses of 25 mg/kg every 6 hours. This reaction was shown to be reversible when the drug was discontinued.

Results of animal studies indicate that tetracyclines cross the placenta, are found in fetal tissues, and can have toxic effects on the developing fetus (often related to retardation of skeletal development). Evidence of embryotoxicity has also been noted in animals treated early in pregnancy. If any tetracycline is used during pregnancy or if the patient becomes pregnant while taking this drug, the patient should be apprised of the potential hazard to the fetus.

The antianabolic action of the tetracyclines may cause an increase in BUN. Studies to date indicate that this does not occur with the use of doxycycline in patients with impaired renal function.

Photosensitivity manifested by an exaggerated sunburn reaction has been observed in some individuals taking tetracyclines. Patients apt to be exposed to direct sunlight or ultraviolet light should be advised that this reaction can occur with tetracycline drugs, and treatment should be discontinued at the first evidence of skin erythema.

7 PRECAUTIONS

General

As with other antibiotic preparations, use of this drug may result in overgrowth of nonsusceptible organisms, including fungi. If superinfection occurs, the antibiotic should be discontinued and appropriate therapy instituted.

Bulging fontanel in infants and benign intracranial hypertension in adults have been reported in individuals receiving tetracyclines. These conditions disappeared when the drug was discontinued.

Incision and drainage or other surgical procedures should be performed in conjunction with antibiotic therapy, when indicated.

Doxycycline offers substantial but not complete suppression of the asexual blood stages of *Plasmodium* strains.

Doxycycline does not suppress *P. falciparum*'s sexual blood stage gametocytes. Subjects completing this prophylactic regimen may still transmit the infection to mosquitoes outside endemic areas.

Prescribing Doxycycline in the absence of proven or strongly suspected bacterial infection or a prophylactic indication is unlikely to provide benefit to the patient and increases the risk of the development of drug-resistant bacteria.

2 Information Patients

Patients taking doxycycline for malaria prophylaxis should be advised:

- - that no present-day antimalarial agent, including doxycycline, guarantees protection against malaria.

- - to avoid being bitten by mosquitoes by using personal protective measures that help avoid contact with mosquitoes, especially from dusk to dawn (e.g., staying in well-screened areas, using mosquito nets, covering the body with clothing, and using an effective insect repellent).
- - that doxycycline prophylaxis:
 - - should begin 1 to 2 days before travel to the malarious area.
 - - should be continued daily while in the malarious area and after leaving the malarious area.
 - - should be continued for 4 further weeks to avoid development of malaria after returning from an endemic area.
 - - should not exceed 4 months.

All patients taking doxycycline should be advised:

- - to avoid excessive sunlight or artificial ultraviolet light while receiving doxycycline and to discontinue therapy if phototoxicity (e.g., skin eruption, etc.) occurs. Sunscreen or sunblock should be considered (see **WARNINGS**).
- - to drink fluids liberally along with doxycycline to reduce the risk of esophageal irritation and ulceration. (See **ADVERSE REACTIONS**).
- - that the absorption of tetracyclines is reduced when taken with foods, especially those which contain calcium. However, the absorption of doxycycline is not markedly influenced by simultaneous ingestion of food or milk. (See **Drug Interactions**.)
- - that the absorption of tetracyclines is reduced when taking bismuth subsalicylate (See **Drug Interactions**.)
- - that the use of doxycycline might increase the incidence of vaginal candidiasis.

Patients should be counseled that antibacterial drugs including doxycycline hyclate should only be used to treat bacterial infections. They do not treat viral infections (e.g., the common cold). When Doxycycline is prescribed to treat a bacterial infection, patients should be told that although it is common to feel better early in the course of therapy, the medication should be taken exactly as directed. Skipping doses or not completing the full course of therapy may (1) decrease the effectiveness of the immediate treatment and (2) increase the likelihood that bacteria will develop resistance and will not be treatable by doxycycline hyclate or other antibacterial drugs in the future.

Diarrhea is a common problem caused by antibiotics which usually ends when the antibiotic is discontinued. Sometimes after starting treatment with antibiotics, patients can develop watery and bloody stools (with or without stomach cramps and fever) even as late as two or more months after having taken the last dose of the antibiotic. If this occurs, patients should contact their physician as soon as possible.

Laboratory Tests

In venereal disease, when co-existing syphilis is suspected, dark field examinations should be done before treatment is started and the blood serology repeated monthly for at least 4 months.

In long-term therapy, periodic laboratory evaluation of organ systems, including hematopoietic, renal, and hepatic studies, should be performed.

Drug Interactions

Because tetracyclines have been shown to depress plasma prothrombin activity,

patients who are on anticoagulant therapy may require downward adjustment of their anticoagulant dosage.

Since bacteriostatic drugs may interfere with the bactericidal action of penicillin, it is advisable to avoid giving tetracyclines in conjunction with penicillin.

Absorption of tetracycline is impaired by antacids containing aluminum, calcium, or magnesium, and iron-containing preparations.

Absorption of tetracycline is impaired by bismuth subsalicylate.

Barbiturates, carbamazepine, and phenytoin decrease the half-life of doxycycline.

The concurrent use of tetracycline and Penthrane[®] (methoxyflurane) has been reported to result in fatal renal toxicity.

Concurrent use of tetracycline may render oral contraceptives less effective.

Drug/Laboratory Test Interactions

False elevations of urinary catecholamine levels may occur due to interference with the fluorescence test.

Carcinogenesis, Mutagenesis, Impairment of Fertility

Long-term studies in animals to evaluate carcinogenic potential of doxycycline have not been conducted. However, there has been evidence of oncogenic activity in rats in studies with the related antibiotics, oxytetracycline (adrenal and pituitary tumors), and minocycline (thyroid tumors).

Likewise, although mutagenicity studies of doxycycline have not been conducted, positive results in *in vitro* mammalian cell assays have been reported for related antibiotics (tetracycline, oxytetracycline).

Doxycycline administered orally at dosage levels as high as 250 mg/kg/day had no apparent effect on the fertility of female rats. Effect on male fertility has not been studied.

Pregnancy: Teratogenic Effects. Pregnancy Category D:

There are no adequate and well-controlled studies on the use of doxycycline in pregnant women. The vast majority of reported experience with doxycycline during human pregnancy is short-term, first trimester exposure. There are no human data available to assess the effects of long-term therapy of doxycycline in pregnant women such as that proposed for treatment of anthrax exposure. An expert review of published data on experiences with doxycycline use during pregnancy by TERIS — the Teratogen Information System — concluded that therapeutic doses during pregnancy are unlikely to pose a substantial teratogenic risk (the quantity and quality of data were assessed as limited to fair), but the data are insufficient to state that there is no risk³.

A case-control study (18,515 mothers of infants with congenital anomalies and 32,804 mothers of infants with no congenital anomalies) shows a weak but marginally statistically significant association with total malformations and use of doxycycline anytime during pregnancy. Sixty-three (0.19%) of the controls and 56 (0.30%) of the cases were treated with doxycycline. This association was not seen when the analysis was confined to maternal treatment during the period of organogenesis (i.e., in the

second and third months of gestation) with the exception of a marginal relationship with neural tube defect based on only two exposed cases ⁴.

A small prospective study of 81 pregnancies describes 43 pregnant women treated for 10 days with doxycycline during early first trimester. All mothers reported their exposed infants were normal at 1 year of age ⁵.

Nonteratogenic effects:

(See **WARNINGS**).

Labor and Delivery

The effect of tetracyclines on labor and delivery is unknown.

Nursing Mothers

Tetracyclines are excreted in human milk, however, the extent of absorption of tetracyclines, including doxycycline, by the breastfed infant is not known. Short-term use by lactating women is not necessarily contraindicated; however, the effects of prolonged exposure to doxycycline in breast milk are unknown ⁶. Because of the potential for adverse reactions in nursing infants from doxycycline, a decision should be made whether to discontinue nursing or to discontinue the drug, taking into account the importance of the drug to the mother. (See **WARNINGS**).

Pediatric Use

See **WARNINGS** and **DOSAGE AND ADMINISTRATION**

ADVERSE REACTIONS

Due to oral doxycycline's virtually complete absorption, side effects of the lower bowel, particularly diarrhea, have been infrequent. The following adverse reactions have been observed in patients receiving tetracyclines:

Gastrointestinal: anorexia, nausea, vomiting, diarrhea, glossitis, dysphagia, enterocolitis, and inflammatory lesions (with monilial overgrowth) in the anogenital region.

Hepatotoxicity has been reported rarely. These reactions have been caused by both the oral and parenteral administration of tetracyclines. Rare instances of esophagitis and esophageal ulcerations have been reported in patients receiving capsule and tablet forms of the drugs in the tetracycline class. Most of these patients took medications immediately before going to bed. (See **DOSAGE AND ADMINISTRATION**).

Skin: toxic epidermal necrolysis, Stevens-Johnson syndrome, erythema multiforme, maculopapular and erythematous rashes. Exfoliative dermatitis has been reported but is uncommon. Photosensitivity is discussed above. (See **WARNINGS**).

Renal toxicity: Rise in BUN has been reported and is apparently dose related. (See **WARNINGS**).

Hypersensitivity reactions: urticaria, angioneurotic edema, anaphylaxis, anaphylactoid purpura, serum sickness, pericarditis, and exacerbation of systemic lupus erythematosus.

Blood: Hemolytic anemia, thrombocytopenia, neutropenia, and eosinophilia have been reported.

Other: bulging fontanels in infants and intracranial hypertension in adults. (See **PRECAUTIONS - General**).

When given over prolonged periods, tetracyclines have been reported to produce brown-black microscopic discoloration of the thyroid gland. No abnormalities of thyroid function studies are known to occur.

To report SUSPECTED ADVERSE REACTIONS, contact West-ward Pharmaceutical Corp. at 1-877-233-2001, or the FDA at 1-800-FDA-1088 or www.fda.gov/medwatch.

OVERDOSAGE

In case of overdosage, discontinue medication, treat symptomatically and institute supportive measures. Dialysis does not alter serum half-life and thus would not be of benefit in treating cases of overdosage.

DOSAGE AND ADMINISTRATION

Other dosage forms of doxycycline may be more appropriate to meet some of the dosing recommendations listed below.

THE USUAL DOSAGE AND FREQUENCY OF ADMINISTRATION OF DOXYCYCLINE DIFFERS FROM THAT OF THE OTHER TETRACYCLINES. EXCEEDING THE RECOMMENDED DOSAGE MAY RESULT IN AN INCREASED INCIDENCE OF SIDE EFFECTS.

Adults:

The usual dose of oral doxycycline is 200 mg on the first day of treatment (administered 100 mg every 12 hours) followed by a maintenance dose of 100 mg/day.

In the management of more severe infections (particularly chronic infections of the urinary tract), 100 mg every 12 hours is recommended.

For children above eight years of age:

The recommended dosage schedule for children weighing 100 pounds or less is 2 mg/lb of body weight divided into two doses on the first day of treatment, followed by 1 mg/lb of body weight given as a single daily dose or divided into two doses, on subsequent days. For more severe infections up to 2 mg/lb of body weight may be used. For children over 100 lb the usual adult dose should be used.

The therapeutic antibacterial serum activity will usually persist for 24 hours following recommended dosage.

When used in streptococcal infections, therapy should be continued for 10 days.

Administration of adequate amounts of fluid along with capsule and tablet forms of drugs in the tetracycline class is recommended to wash down the drugs and reduce the risk of esophageal irritation and ulceration. (See **ADVERSE REACTIONS**).

If gastric irritation occurs, it is recommended that doxycycline be given with food or

milk. The absorption of doxycycline is not markedly influenced by simultaneous ingestion of food or milk.

Studies to date have indicated that administration of doxycycline at the usual recommended doses does not lead to excessive accumulation of the antibiotic in patients with renal impairment.

Uncomplicated gonococcal infections in adults (except anorectal infections in men):

100 mg, by mouth, twice a day for 7 days. As an alternate single visit dose, administer 300 mg stat followed in one hour by a second 300 mg dose. The dose may be administered with food, including milk or carbonated beverage, as required.

Uncomplicated urethral, endocervical, or rectal infection in adults caused by *Chlamydia trachomatis*:

100 mg, by mouth, twice a day for 7 days.

Nongonococcal urethritis (NGU) caused by *C. trachomatis* and *U. urealyticum*:

100 mg, by mouth, twice a day for 7 days.

Syphilis - early:

Patients who are allergic to penicillin should be treated with doxycycline 100 mg by mouth twice a day for 2 weeks.

Syphilis of more than one year's duration:

Patients who are allergic to penicillin should be treated with doxycycline 100 mg, by mouth, twice a day for 4 weeks.

Acute epididymo-orchitis caused by *N. gonorrhoeae*:

100 mg, by mouth, twice a day for at least 10 days.

Acute epididymo-orchitis caused by *C. trachomatis*:

100 mg, by mouth, twice a day for at least 10 days.

For the prophylaxis of malaria:

For adults, the recommended dose is 100 mg daily. For children over 8 years of age, the recommended dose is 2 mg/kg given once daily up to the adult dose. Prophylaxis should begin 1 to 2 days before travel to the malarious area. Prophylaxis should be continued daily during travel in the malarious area and for 4 weeks after the traveler leaves the malarious area.

Inhalational anthrax (post-exposure):

ADULTS: 100 mg of doxycycline, by mouth, twice a day for 60 days.

CHILDREN: weighing less than 100 lb (45 kg); 1 mg/lb (2.2 mg/kg) of body weight, by

mouth, twice a day for 60 days. Children weighing 100 lb or more should receive the adult dose.

HOW SUPPLIED

Doxycycline Hyclate Tablets USP, equivalent to 100 mg doxycycline: Orange Coated, Round, Unscored Tablets; Debossed "WW 112".

NDC: 60760-0215-60 bottle of 60

60760-0215-20 bottle of 20

Store at 20-25°C (68-77°F) [See USP Controlled Room Temperature]. Protect from light and moisture.

Dispense in a tight, light-resistant container as defined in the USP using a child-resistant closure.

ANIMAL PHARMACOLOGY AND ANIMAL TOXICOLOGY

Hyperpigmentation of the thyroid has been produced by members of the tetracycline class in the following species: in rats by oxytetracycline, doxycycline, tetracycline PO₄ and methacycline; in minipigs by doxycycline, minocycline, tetracycline PO₄, and methacycline; in dogs by doxycycline and minocycline; in monkeys by minocycline.

Minocycline, tetracycline PO₄, methacycline, doxycycline, tetracycline base, oxytetracycline HCl, and tetracycline HCl were goitrogenic in rats fed a low iodine diet. This goitrogenic effect was accompanied by high radioactive iodine uptake. Administration of minocycline also produced a large goiter with high radioiodine uptake in rats fed a relatively high iodine diet.

Treatment of various animal species with this class of drugs has also resulted in the induction of thyroid hyperplasia in the following: in rats and dogs (minocycline); in chickens (chlortetracycline); and in rats and mice (oxytetracycline). Adrenal gland hyperplasia has been observed in goats and rats treated with oxytetracycline.

References



1. National Committee for Clinical Laboratory Standards, *Performance Standards for Antimicrobial Disk Susceptibility Tests*, Fourth Edition. Approved Standard NCCLS Document M2-A4, Vol. 10, No. 7 NCCLS, Villanova, PA, April 1990.
2. National Committee for Clinical Laboratory Standards, *Methods for Dilution Antimicrobial Susceptibility Tests for Bacteria That Grow Aerobically*, Second Edition. Approved Standard NCCLS Document M7-A2 Vol. 10, No. 8 NCCLS, Villanova, PA, April 1990.
3. Friedman JM and Polifka JE *Teratogenic Effects of Drugs. A Resource for Clinicians (TERIS)*. Baltimore, MD: The Johns Hopkins University Press: 2000:149-195.
4. Cziezel AE and Rockenbauer M. Teratogenic study of doxycycline. *Obstet Gynecol* 1997; 89:524-528.
5. Home HW Jr. and Kundsinn RB. The role of mycoplasma among 81 consecutive pregnancies: a prespective study. *Int J Fertil* 1980; 25:315-317.
6. Hale T. *Medications and Mothers Milk*. 9th, edition. Amarillo, TX. Pharmasoft Publishing

2000; 225-226.

Manufactured By:
West-Ward Pharmaceutical Corp.
Eatontown, NJ 07724

Revised June 2011

PRINCIPAL DISPLAY PANEL

<p>NDC 60760-215-60 Doxycycline Hyclate Tablets, USP 100 MG QTY: 60 LOT# ??????? EXP ??-?? RX# 000000000000 MANUFACTURED BY: West-Ward Pharmaceuticals Corp. Eatontown, NJ 07724</p>	<p>Doxycycline Hyclate Tablets, USP 100 MG QTY: 60 RX# 000000000000 NDC 60760-215-60 LOT# ??????? EXP ??-??</p>	<p>Doxycycline Hyclate Tablets, USP 100 MG QTY: 60 RX# 000000000000 NDC 60760-215-60 LOT# ??????? EXP ??-??</p>	<p>Doxycycline Hyclate Tablets, USP 100 MG QTY: 60 RX# 000000000000 NDC 60760-215-60 LOT# ??????? EXP ??-??</p>	<p>Doxycycline Hyclate Tablets, USP 100 MG QTY: 60 RX# 000000000000 NDC 60760-215-60 LOT# ??????? EXP ??-??</p>
<p> PACKAGED BY: St. Mary's 10860 MAVINEE DR. ORO VALLEY, AZ 85737 MANAGED PHARMACY PROGRAMS</p>	<p>USE AS DIRECTED</p> <p>(01) 00360760215602 (21) 000000000000 (17) ??????? (10) ???????</p>			
<p>Rx only STORE AT CONTROLLED ROOM TEMPERATURE 15°- 30° C (59°-86°F)</p>				

DOXYCYCLINE			
doxycycline hyclate tablet, coated			
Product Information			
Product Type	HUMAN PRESCRIPTION DRUG	Item Code (Source)	NDC:60760-215(NDC:0143-2112)
Route of Administration	ORAL		
Active Ingredient/Active Moiety			
Ingredient Name		Basis of Strength	Strength
DOXYCYCLINE HYCLATE (UNII: 19XTS3T51U) (DOXYCYCLINE ANHYDROUS - UNII:334895S862)		DOXYCYCLINE ANHYDROUS	100 mg
Inactive Ingredients			
Ingredient Name			Strength
CROSCARMELOSE SODIUM (UNII: M28OL1HH48)			
SILICON DIOXIDE (UNII: ETJ7Z6XBU4)			
CELLULOSE, MICROCRYSTALLINE (UNII: OP1R32D61U)			
MAGNESIUM STEARATE (UNII: 70097M6I30)			

STARCH, CORN (UNII: O8232NY3SJ)	
DOCUSATE SODIUM (UNII: F05Q2T2JA0)	
FD&C BLUE NO. 2 (UNII: L06K8R7DQK)	
FD&C YELLOW NO. 6 (UNII: H77VEI93A8)	
TITANIUM DIOXIDE (UNII: 15FIX9V2JP)	

Product Characteristics

Color	orange (Orange)	Score	no score
Shape	ROUND (ROUND)	Size	17mm
Flavor		Imprint Code	WW;112
Contains			

Packaging

#	Item Code	Package Description	Marketing Start Date	Marketing End Date
1	NDC:60760-215-20	20 in 1 BOTTLE, PLASTIC; Type 0: Not a Combination Product	12/01/2010	
2	NDC:60760-215-60	60 in 1 BOTTLE, PLASTIC; Type 0: Not a Combination Product	07/02/2003	03/31/2019
3	NDC:60760-215-30	30 in 1 BOTTLE, PLASTIC; Type 0: Not a Combination Product	07/02/2003	12/06/2017

Marketing Information

Marketing Category	Application Number or Monograph Citation	Marketing Start Date	Marketing End Date
ANDA	ANDA065095	07/02/2003	

Labeler - St Marys Medical Park Pharmacy (063050751)

Establishment

Name	Address	ID/FEI	Business Operations
St Marys Medical Park Pharmacy		063050751	relabel(60760-215) , repack(60760-215)

Establishment

Name	Address	ID/FEI	Business Operations
Hikma Pharmaceuticals USA Inc.		080189610	manufacture(60760-215)

Revised: 12/2021

St Marys Medical Park Pharmacy