

SILVER SULFADIAZINE- silver sulfadiazine cream
Advanced Rx Pharmacy of Tennessee, LLC

Silver Sulfadiazine 1% Cream

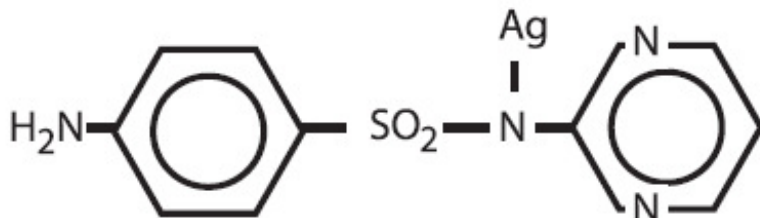
SPL Unclassified Section



Silver Sulfadiazine Cream, USP 1%

Description

Silver sulfadiazine cream, USP 1% is a soft, white, water dispersible cream containing the antimicrobial agent silver sulfadiazine in micronized form for topical application. Each gram of silver sulfadiazine cream contains 10mg of micronized silver sulfadiazine. This active agent has the following structural formula:



Silver sulfadiazine cream contains 1% w/w silver sulfadiazine. The vehicle in which the active ingredient is dispersed consists of water, stearyl alcohol, white petrolatum, polyoxyl 40 stearate, propylene glycol, isopropyl myristate, and sorbitan monooleate with 0.3% methylparaben as a preservative.

Clinical Pharmacology

Silver sulfadiazine has broad antimicrobial activity. It is bactericidal for many gram-negative and gram-positive bacteria as well as being effective against yeast. Results from in vitro testing are listed below.

Sufficient data have been obtained to demonstrate that silver sulfadiazine will inhibit bacteria that are resistant to other antimicrobial agents and that the compound is superior to sulfadiazine.

Studies utilizing radioactive micronized silver sulfadiazine, electron microscopy, and biochemical techniques have revealed that the mechanism of action of silver sulfadiazine on bacteria differs from silver nitrate and sodium sulfadiazine. Silver sulfadiazine acts only on the cell membrane and cell wall to produce its bactericidal effect.

Results of in Vitro Testing With Silver Sulfadiazine Cream, USP 1% Concentration of Silver Sulfadiazine Number of Sensitive Strains / Total Number of Strains Tested		
Genus and Species	50 µg/mL	100 µg/mL
<i>Pseudomonas aeruginosa</i>	130/130	130/130
<i>Xanthomonas (Pseudomonas) Maltophilia</i>	7/7	7/7
<i>Enterobacter species</i>	48/50	50/50
<i>Enterobacter cloacae</i>	24/24	24/24
<i>Klebsiella species</i>	53/54	54/54
<i>Escherichia coli</i>	63/63	63/63
<i>Serratia species</i>	27/28	28/28
<i>Proteus mirabilis</i>	53/53	53/53
<i>Morganella morganii</i>	10/10	10/10
<i>Providencia rettgeri</i>	2/2	2/2
<i>Proteus vulgaris</i>	2/2	2/2
<i>Providencia species</i>	1/1	1/1
<i>Citrobacter species</i>	10/10	10/10
<i>Acinetobacter calcoaceticus</i>	10/11	11/11
<i>Staphylococcus aureus</i>	100/101	100/101
<i>Staphylococcus epidermidis</i>	51/51	51/51
β -Hemolytic <i>Streptococcus</i>	4/4	4/4
<i>Enterococcus species</i>	52/53	52/53
<i>Corynebacterium diphtheriae</i>	2/2	2/2
<i>Clostridium perfringens</i>	0/2	2/2
<i>Candida albicans</i>	43/50	50/50

Silver sulfadiazine is not a carbonic anhydrase inhibitor and may be useful in situations where such agents are contraindicated.

Indications and Usage

Silver sulfadiazine cream, USP 1% is a topical antimicrobial drug indicated as an adjunct for the prevention and treatment of wound sepsis in patients with second and third degree burns.

Contraindications

Silver sulfadiazine cream, USP 1% is contraindicated in patients who are hypersensitive to silver sulfadiazine or any of the other ingredients in the preparation. Because sulfonamide therapy is known to increase the possibility of kernicterus, silver sulfadiazine cream, USP 1% should not be used on pregnant women approaching or at term, on premature infants, or on newborn infants during the first 2 months of life.

Warnings and Precautions

Absorption of silver sulfadiazine varies depending upon the percent of body surface area and the extent of the tissue damage. Although few have been reported, it is possible that any adverse reaction associated with sulfonamides may occur. Some of the reactions which have been associated with sulfonamides are as follows: blood dyscrasias including agranulocytosis, aplastic anemia, thrombocytopenia, leukopenia, and hemolytic anemia; dermatologic and allergic reactions, including life-threatening cutaneous reactions [Stevens-Johnson syndrome (SJS), toxic epidermal necrolysis (TEN) and exfoliative dermatitis]; gastrointestinal reactions, hepatitis and hepatocellular necrosis; CNS reactions; and toxic nephrosis.

There is a potential cross-sensitivity between silver sulfadiazine and other sulfonamides. If allergic reactions attributable to treatment with silver sulfadiazine occur, continuation of therapy must be weighed against the potential hazards of the particular allergic reaction.

Fungal proliferation in and below the eschar may occur. However, the incidence of clinically reported fungal superinfection is low.

The use of silver sulfadiazine cream, USP 1% in some cases of glucose-6-phosphate dehydrogenase-deficient individuals may be hazardous, as hemolysis may occur.

General. If hepatic and renal functions become impaired and elimination of the drug decreases accumulation may occur. Discontinuation of silver sulfadiazine cream, USP 1% should be weighed against the therapeutic benefit being achieved.

In considering the use of topical proteolytic enzymes in conjunction with Silver sulfadiazine cream, USP 1% the possibility should be noted that silver may inactivate such enzymes.

Laboratory Tests. In the treatment of burn wounds involving extensive areas of the body, the serum sulfa concentrations may approach adult therapeutic levels (8 to 12mg %). Therefore, in these patients it would be advisable to monitor serum sulfa concentrations. Renal function should be carefully monitored and the urine should be checked for sulfa crystals.

Absorption of the propylene glycol vehicle has been reported to affect serum osmolality, which may affect the interpretation of laboratory tests.

Carcinogenesis, Mutagenesis, Impairment of Fertility. Long-term dermal toxicity studies of 24 months duration in rats and 18 months in mice with concentrations of silver sulfadiazine three to ten times the concentration in silver sulfadiazine cream, USP 1% revealed no evidence of carcinogenicity.

Pregnancy: Teratogenic Effects

Pregnancy Category B. A reproductive study has been performed in rabbits at doses up to three to ten times the concentration of silver sulfadiazine in silver sulfadiazine cream, USP 1% and has revealed no evidence of harm to the fetus due to silver sulfadiazine.

There are, however, no adequate and well-controlled studies in pregnant women.

Because animal reproduction studies are not always predictive of human response, this drug should be used during pregnancy only if clearly justified, especially in pregnant women approaching or at term. (See CONTRAINDICATIONS)

Nursing Mothers

Nursing Mothers. It is not known whether silver sulfadiazine cream, USP 1% is excreted in human milk. However, sulfonamides are known to be excreted in human milk and all sulfonamides derivatives are known to increase the possibility of kernicterus. Because of the possibility for serious adverse reactions in nursing infants from sulfonamides, a decision should be made whether to discontinue nursing or to discontinue the drug, taking into account the importance of the drug to the mother.

Geriatric Use

Geriatric Use. Of the total number of subjects in clinical studies of silver sulfadiazine cream, USP 1% seven percent were 65 years of age and over. No overall differences in safety or effectiveness were observed between these subjects and younger subjects, and other reported clinical experience has not identified differences in responses between the elderly and younger patients, but greater sensitivity of some older individuals cannot be ruled out.

Pediatric Use

Pediatric Use. Safety and effectiveness in children have not been established. (See CONTRAINDICATIONS)

Adverse Reactions

Several cases of transient leukopenia have been reported in patients receiving silver sulfadiazine therapy ^{1,2,3} Leukopenia associated with silver sulfadiazine administration is primarily characterized by decreased neutrophil count. Maximal white blood cell depression occurs within two to four days of initiation of therapy. Rebound to normal leukocyte levels follows onset within two to three days. Recovery is not influenced by continuation of silver sulfadiazine therapy. An increased incidence has been seen in patients treated concurrently with cimetidine.

Other infrequently occurring events include skin necrosis, erythema multiforme, skin discoloration, burning sensation, rashes, and interstitial nephritis.

Reduction in bacterial growth after application of topical antibacterial agents has been reported to permit spontaneous healing of deep partial-thickness burns by preventing conversion of the partial thickness to full thickness by sepsis. However, reduction in bacterial colonization has caused delayed separation, in some cases necessitating escharotomy in order to prevent contracture.

Dosage and Administration

Prompt institution of appropriate regimens for care of the burned patient is of prime importance and includes the control of shock and pain. The burn wounds are then cleansed and debrided; silver sulfadiazine cream, USP 1% is then applied under sterile conditions. The burn areas should be covered with silver sulfadiazine cream, USP 1% at all times. The cream should be applied once to twice daily to a thickness of approximately one sixteenth of an inch. Whenever necessary, the cream should be reapplied to any areas from which it has been removed by patient activity. Administration may be accomplished in minimal time because dressings are not required.

However, if individual patient requirements make dressings necessary, they may be used.

Reapply immediately after hydrotherapy. Treatment with silver sulfadiazine cream, USP 1% should be continued until satisfactory healing has occurred or until the burn site is ready for grafting. The drug should not be withdrawn from the therapeutic regimen while there remains the possibility of infection except if a significant adverse reaction occurs.

References

1. Caffee F, Bingham H. Leukopenia and silver sulfadiazine. J Trauma. 1982;22: 586-587.
2. Jarret F, Ellerbe S, Demling R. Acute leukopenia during topical burn therapy with silver sulfadiazine. Amer J Surg. 1978;135: 818-819.
3. Kiker RG, Carvajal HF, Micak RP, Larson DL. A controlled study of the effects of silver sulfadiazine on white blood cell counts in burned children. J Trauma. 1977;17: 835-836

How Supplied

Silver sulfadiazine cream, USP 1% - white to off-white cream

50g tube NDC: 80425-0221-01

Store at room temperature. 15°-30°C (59°-86°F).

Manufactured for:

Ascend Laboratories, LLC
Parsippany, NJ 07054

Manufactured by:

Crown Laboratories, Inc.
Johnson City, TN 37604

Product Information: 1-877-272-7901


Dist.by; Advanced Rx Pharmacy of Tennessee, LLC

Revised: DEC 2018

P1840.05

Principal Display Panel

Packed By:
AdvancedRx
NashvilleTN, 37217




Store at 20°-25°C (68°-77°F)
Caution: Federal law PROHIBITS Transfer of this drug to any person other than the patient for whom it was prescribed

SILVER SULFADIAZINE 1% CREAM

50 GM

Compare to SILVADENE
NDC: 80425-0221-01 Source NDC: 67877-0124-05
Lot: 50SIL Expires: 9/30/2024



SILVER SULFADIAZINE 1% CREAM 50 GM
NDC: 80425-0221-01
Source NDC: 67877-0124-05
Lot: 50SIL Exp:9/30/2024

ASCEND LABORATO
S/N: 000000122469

SILVER SULFADIAZINE

silver sulfadiazine cream

Product Information

Product Type	HUMAN PRESCRIPTION DRUG	Item Code (Source)	NDC:80425-0221(NDC:67877-124)
Route of Administration	TOPICAL		

Active Ingredient/Active Moiety

Ingredient Name	Basis of Strength	Strength
SILVER SULFADIAZINE (UNII: W46JY43EJR) (SULFADIAZINE - UNII:0N7609K889)	SILVER SULFADIAZINE	10 mg in 1 g

Packaging

#	Item Code	Package Description	Marketing Start Date	Marketing End Date
1	NDC:80425-0221-1	50 g in 1 TUBE; Type 0: Not a Combination Product	01/12/2023	

Marketing Information

Marketing Category	Application Number or Monograph Citation	Marketing Start Date	Marketing End Date
NDA	NDA018810	01/12/2023	

Labeler - Advanced Rx Pharmacy of Tennessee, LLC (117023142)

Establishment

Name	Address	ID/FEI	Business Operations
Advanced Rx Pharmacy of Tennessee, LLC		117023142	repack(80425-0221)