

CEFDINIR - cefdinir powder, for suspension

Ascend Laboratories, LLC

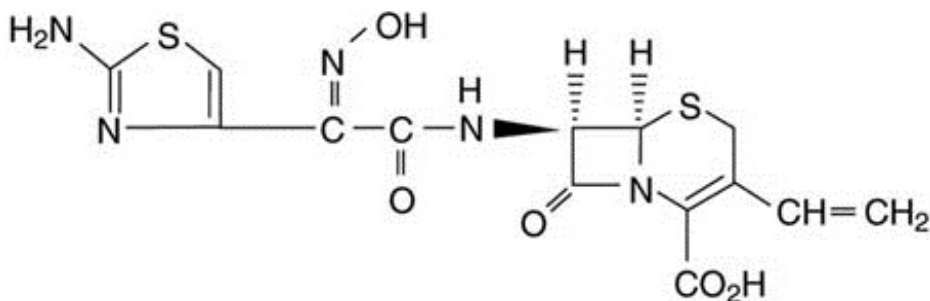
Cefdinir for Oral Suspension USP

Rx only

To reduce the development of drug-resistant bacteria and maintain the effectiveness of cefdinir and other antibacterial drugs, cefdinir should be used only to treat or prevent infections that are proven or strongly suspected to be caused by bacteria.

DESCRIPTION

Cefdinir for Oral Suspension USP contains the active ingredient cefdinir, an extended-spectrum, semisynthetic cephalosporin, for oral administration. Chemically, cefdinir is [6R-[6 α , 7 β (Z)]]-7-[[[(2-amino-4-thiazolyl)(hydroxyimino)acetyl]amino]-3-ethenyl-8-oxo-5-thia-1-azabicyclo[4.2.0]oct-2-ene-2-carboxylic acid. Cefdinir is a white to slightly brownish-yellow solid. It is slightly soluble in dilute hydrochloric acid and sparingly soluble in 0.1 M pH 7.0 phosphate buffer. The empirical formula is C₁₄H₁₃N₅O₅S₂ and the molecular weight is 395.42. Cefdinir has the structural formula shown below:



Cefdinir for Oral Suspension USP, after reconstitution, contains 125 mg cefdinir per 5 mL or 250 mg cefdinir per 5 mL and the following inactive ingredients: sucrose, sodium benzoate, xanthan gum, guar gum, colloidal silicone dioxide, magnesium stearate, sodium citrate anhydrous, citric acid anhydrous and strawberry flavoring.

CLINICAL PHARMACOLOGY

Pharmacokinetics and Drug Metabolism

Absorption

Oral Bioavailability

Maximal plasma cefdinir concentrations occur 2 to 4 hours postdose following capsule or suspension administration. Plasma cefdinir concentrations increase with dose, but the increases are less than dose-proportional from 300 mg (7 mg/kg) to 600 mg (14 mg/kg). Following administration of suspension to healthy adults, cefdinir bioavailability is 120% relative to capsules. Estimated bioavailability of cefdinir capsules is 21% following administration of a 300 mg capsule dose, and 16% following administration of a 600 mg capsule dose. Estimated absolute bioavailability of cefdinir suspension is 25%. Cefdinir oral suspension of 250 mg/5 mL strength was shown to be bioequivalent to the 125

mg/5 mL strength in healthy adults under fasting conditions.

Effect of Food

The C_{max} and AUC of cefdinir from the capsules are reduced by 16% and 10%, respectively, when given with a high-fat meal. In adults given the 250 mg/5 mL oral suspension with a high-fat meal, the C_{max} and AUC of cefdinir are reduced by 44% and 33%, respectively. The magnitude of these reductions is not likely to be clinically significant because the safety and efficacy studies of oral suspension in pediatric patients were conducted without regard to food intake. Therefore, cefdinir may be taken without regard to food.

Cefdinir Suspension

Cefdinir plasma concentrations and pharmacokinetic parameter values following administration of single 7- and 14- mg/kg oral doses of cefdinir to pediatric subjects (age 6 months to 12 years) are presented in the following table:

Mean (\pm SD) Plasma Cefdinir Pharmacokinetic Parameter Values Following Administration of Suspension to Pediatric Subjects

Dose	C_{max}(mcg /mL)	t_{max}(hr)	AUC(mcg .hr/mL)
7 mg /kg	2.30 (0 .6 5)	2.2(0 .6)	8 .31(2.50)
14 mg /kg	3.8 6 (0 .6 2)	1.8 (0 .4)	13.4 (2.6 4)

Multiple Dosing

Cefdinir does not accumulate in plasma following once- or twice-daily administration to subjects with normal renal function.

Distribution

The mean volume of distribution ($V_{d_{area}}$) of cefdinir in adult subjects is 0.35 L/kg (\pm 0.29); in pediatric subjects (age 6 months to 12 years), cefdinir $V_{d_{area}}$ is 0.67 L/kg (\pm 0.38). Cefdinir is 60% to 70% bound to plasma proteins in both adult and pediatric subjects; binding is independent of concentration.

Skin Blister

In adult subjects, median (range) maximal blister fluid cefdinir concentrations of 0.65 (0.33 to 1.1) and 1.1 (0.49 to 1.9) mcg/mL were observed 4 to 5 hours following administration of 300- and 600- mg doses, respectively. Mean (\pm SD) blister C_{max} and AUC (0- ∞) values were 48% (\pm 13) and 91% (\pm 18) of corresponding plasma values.

Tonsil Tissue

In adult patients undergoing elective tonsillectomy, respective median tonsil tissue cefdinir concentrations 4 hours after administration of single 300- and 600- mg doses were 0.25 (0.22 to 0.46) and 0.36 (0.22 to 0.80) mcg/g. Mean tonsil tissue concentrations were 24% (\pm 8) of corresponding plasma concentrations.

Sinus Tissue

In adult patients undergoing elective maxillary and ethmoid sinus surgery, respective median sinus tissue cefdinir concentrations 4 hours after administration of single 300- and 600- mg doses were < 0.12 (< 0.12 to 0.46) and 0.21 (< 0.12 to 2.0) mcg/g. Mean sinus tissue concentrations were 16% (\pm 20) of corresponding plasma concentrations.

Lung Tissue

In adult patients undergoing diagnostic bronchoscopy, respective median bronchial mucosa cefdinir concentrations 4 hours after administration of single 300- and 600- mg doses were 0.78 (< 0.06 to 1.33) and 1.14 (< 0.06 to 1.92) mcg/mL, and were 31% (\pm 18) of corresponding plasma concentrations. Respective median epithelial lining fluid

concentrations were 0.29 (< 0.3 to 4.73) and 0.49 (< 0.3 to 0.59) mcg/mL, and were 35% (± 83) of corresponding plasma concentrations.

Middle Ear Fluid

In 14 pediatric patients with acute bacterial otitis media, respective median middle ear fluid cefdinir concentrations 3 hours after administration of single 7- and 14- mg/kg doses were 0.21 (< 0.09 to 0.94) and 0.72 (0.14 to 1.42) mcg/mL. Mean middle ear fluid concentrations were 15% (± 15) of corresponding plasma concentrations.

CSF

Data on cefdinir penetration into human cerebrospinal fluid are not available.

Metabolism and Excretion

Cefdinir is not appreciably metabolized. Activity is primarily due to parent drug. Cefdinir is eliminated principally via renal excretion with a mean plasma elimination half-life ($t_{1/2}$) of 1.7 (± 0.6) hours. In healthy subjects with normal renal function, renal clearance is 2.0 (± 1.0) mL/min/kg, and apparent oral clearance is 11.6 (± 6.0) and 15.5 (± 5.4) mL/min/kg following doses of 300- and 600- mg, respectively. Mean percent of dose recovered unchanged in the urine following 300- and 600- mg doses is 18.4% (± 6.4) and 11.6% (± 4.6), respectively. Cefdinir clearance is reduced in patients with renal dysfunction (see *Special Populations: Patients with Renal Insufficiency*).

Because renal excretion is the predominant pathway of elimination, dosage should be adjusted in patients with markedly compromised renal function or who are undergoing hemodialysis (see **DOSAGE AND ADMINISTRATION**).

Special Populations

Patients with Renal Insufficiency

Cefdinir pharmacokinetics were investigated in 21 adult subjects with varying degrees of renal function. Decreases in cefdinir elimination rate, apparent oral clearance (CL/F), and renal clearance were approximately proportional to the reduction in creatinine clearance (CL_{cr}). As a result, plasma cefdinir concentrations were higher and persisted longer in subjects with renal impairment than in those without renal impairment. In subjects with CL_{cr} between 30 and 60 mL/min, C_{max} and $t_{1/2}$ increased by approximately 2-fold and AUC by approximately 3-fold. In subjects with CL_{cr} < 30 mL/min, C_{max} increased by approximately 2-fold, $t_{1/2}$ by approximately 5-fold, and AUC by approximately 6-fold. Dosage adjustment is recommended in patients with markedly compromised renal function (creatinine clearance < 30 mL/min; see **DOSAGE AND ADMINISTRATION**).

Hemodialysis

Cefdinir pharmacokinetics were studied in 8 adult subjects undergoing hemodialysis. Dialysis (4 hours duration) removed 63% of cefdinir from the body and reduced apparent elimination $t_{1/2}$ from 16 (± 3.5) to 3.2 (± 1.2) hours. Dosage adjustment is recommended in this patient population (see **DOSAGE AND ADMINISTRATION**).

Hepatic Disease

Because cefdinir is predominantly renally eliminated and not appreciably metabolized, studies in patients with hepatic impairment were not conducted. It is not expected that dosage adjustment will be required in this population.

Geriatric Patients

The effect of age on cefdinir pharmacokinetics after a single 300- mg dose was evaluated in 32 subjects 19 to 91 years of age. Systemic exposure to cefdinir was substantially increased in older subjects (N=16), C_{max} by 44% and AUC by 86%. This increase was due to a reduction in cefdinir clearance. The apparent volume of distribution was also reduced, thus no appreciable alterations in apparent elimination $t_{1/2}$ were observed (elderly: 2.2 \pm 0.6 hours vs young: 1.8 \pm 0.4 hours). Since cefdinir clearance has been shown to be primarily related to changes in renal function rather

than age, elderly patients do not require dosage adjustment unless they have markedly compromised renal function (creatinine clearance < 30 mL/min, see **Patients with Renal Insufficiency**, above).

Gender and Race

The results of a meta-analysis of clinical pharmacokinetics (N=217) indicated no significant impact of either gender or race on cefdinir pharmacokinetics.

Microbiology:

Mechanism of Action

As with other cephalosporins, bactericidal activity of cefdinir results from inhibition of cell wall synthesis. Cefdinir is stable in the presence of some, but not all, β -lactamase enzymes. As a result, many organisms resistant to penicillins and some cephalosporins are susceptible to cefdinir.

Mechanism of Resistance

Resistance to cefdinir is primarily through hydrolysis by some β -lactamases, alteration of penicillin-binding proteins (PBPs) and decreased permeability. Cefdinir is inactive against most strains of *Enterobacter* spp., *Pseudomonas* spp., *Enterococcus* spp., penicillin-resistant streptococci, and methicillin-resistant staphylococci. β -lactamase negative, ampicillin-resistant (BLNAR) *H. influenza* strains are typically non-susceptible to cefdinir.

Antimicrobial Activity

Cefdinir has been shown to be active against most strains of the following microorganisms, both *in vitro* and in clinical infections as described in **INDICATIONS**

AND USAGE.

Gram-Positive Bacteria

Staphylococcus aureus (methicillin-susceptible strains only)

Streptococcus pneumoniae (penicillin-susceptible strains only)

Streptococcus pyogenes

Gram-Negative Bacteria

Haemophilus influenzae

Haemophilus parainfluenzae

Moraxella catarrhalis

The following *in vitro* data are available, but their clinical significance is unknown.

Cefdinir exhibits *in vitro* minimum inhibitory concentrations (MICs) of 1 mcg/mL or less against ($\geq 90\%$) strains of the following microorganisms; however, the safety and effectiveness of cefdinir in treating clinical infections due to these microorganisms have not been established in adequate and well controlled clinical trials.

Gram-Positive Bacteria

Staphylococcus epidermidis (methicillin-susceptible strains only)

Streptococcus agalactiae

Viridans group streptococci

Gram-Negative Bacteria

Citrobacter koseri

Escherichia coli

Klebsiella pneumoniae

Proteus mirabilis

Susceptibility Testing

For specific information regarding susceptibility test interpretive criteria and associated test methods and quality control standards recognized by FDA for this drug, please see: <https://www.fda.gov/STIC>.

INDICATIONS & USAGE

To reduce the development of drug-resistant bacteria and maintain the effectiveness of cefdinir and other antibacterial drugs, cefdinir should be used only to treat or prevent infections that are proven or strongly suspected to be caused by susceptible bacteria. When culture and susceptibility information are available, they should be considered in selecting or modifying antibacterial therapy. In the absence of such data, local epidemiology and susceptibility patterns may contribute to the empiric selection of therapy.

Cefdinir for oral suspension is indicated for the treatment of patients with mild to moderate infections caused by susceptible strains of the designated microorganisms in the conditions listed below.

Adults and Adolescents

Community-Acquired Pneumonia

caused by *Haemophilus influenzae* (including β -lactamase producing strains), *Haemophilus parainfluenzae* (including β -lactamase producing strains), *Streptococcus pneumoniae* (penicillin-susceptible strains only), and *Moraxella catarrhalis* (including β -lactamase producing strains) (see **CLINICAL STUDIES**).

Acute Exacerbations of Chronic Bronchitis caused by *Haemophilus influenzae* (including β -lactamase producing strains), *Haemophilus parainfluenzae* (including β -lactamase producing strains), *Streptococcus pneumoniae* (penicillin-susceptible strains only), and *Moraxella catarrhalis* (including β -lactamase producing strains). Acute Maxillary Sinusitis caused by *Haemophilus influenzae* (including β -lactamase producing strains), *Streptococcus pneumoniae* (penicillin-susceptible strains only), and *Moraxella catarrhalis* (including β -lactamase producing strains).

NOTE: For information on use in pediatric patients, see **Pediatric Use** and **DOSAGE AND ADMINISTRATION**. Pharyngitis/Tonsillitis caused by *Streptococcus pyogenes* (see **CLINICAL STUDIES**).

NOTE: Cefdinir is effective in the eradication of *S. pyogenes* from the oropharynx. Cefdinir has not, however, been studied for the prevention of rheumatic fever following *S. pyogenes* pharyngitis/tonsillitis. Only intramuscular penicillin has been demonstrated to be effective for the prevention of rheumatic fever.

Uncomplicated Skin and Skin Structure Infections

caused by *Staphylococcus aureus* (including β -lactamase producing strains) and *Streptococcus pyogenes*.

Pediatric Patients

Acute Bacterial Otitis Media caused by *Haemophilus influenzae* (including β -lactamase producing strains), *Streptococcus pneumoniae* (penicillin-susceptible strains only), and *Moraxella catarrhalis* (including β -lactamase producing strains). Pharyngitis/Tonsillitis caused by *Streptococcus pyogenes* (see **CLINICAL STUDIES**).

NOTE: Cefdinir is effective in the eradication of *S. pyogenes* from the oropharynx. Cefdinir has not, however, been studied for the prevention of rheumatic fever following *S. pyogenes* pharyngitis/tonsillitis. Only intramuscular penicillin has been demonstrated to be effective for the prevention of rheumatic fever.

Uncomplicated Skin and Skin Structure Infections caused by *Staphylococcus aureus* (including β -lactamase producing strains) and *Streptococcus pyogenes*.

CONTRAINDICATIONS

Cefdinir is contraindicated in patients with known allergy to the cephalosporin class of antibiotics.

WARNINGS

BEFORE THERAPY WITH CEFDINIR IS INSTITUTED, CAREFUL INQUIRY SHOULD BE MADE TO DETERMINE WHETHER THE PATIENT HAS HAD PREVIOUS HYPERSENSITIVITY REACTIONS TO CEFDINIR, OTHER CEPHALOSPORINS, PENICILLINS, OR OTHER DRUGS. IF CEFDINIR IS TO BE GIVEN TO PENICILLIN SENSITIVE PATIENTS, CAUTION SHOULD BE EXERCISED BECAUSE CROSSHYPERSENSITIVITY AMONG β -LACTAM ANTIBIOTICS HAS BEEN CLEARLY DOCUMENTED AND MAY OCCUR IN UP TO 10% OF PATIENTS WITH A HISTORY OF PENICILLIN ALLERGY. IF AN ALLERGIC REACTION TO CEFDINIR OCCURS, THE DRUG SHOULD BE DISCONTINUED. SERIOUS ACUTE HYPERSENSITIVITY REACTIONS MAY REQUIRE TREATMENT WITH EPINEPHRINE AND OTHER EMERGENCY MEASURES, INCLUDING OXYGEN, INTRAVENOUS FLUIDS, INTRAVENOUS ANTIHISTAMINES, CORTICOSTEROIDS, PRESSOR AMINES, AND AIRWAY MANAGEMENT, AS CLINICALLY INDICATED.

Clostridium difficile associated diarrhea (CDAD) has been reported with use of nearly all antibacterial agents, including cefdinir, and may range in severity from mild diarrhea to fatal colitis. Treatment with antibacterial agents alters the normal flora of the colon leading to overgrowth of *C. difficile*.

C. difficile produces toxins A and B which contribute to the development of CDAD. Hypertoxin producing strains of *C. difficile* cause increased morbidity and mortality, as these infections can be refractory to antimicrobial therapy and may require colectomy. CDAD must be considered in all patients who present with diarrhea following antibacterial use. Careful medical history is necessary since CDAD has been reported to occur over two months after the administration of antibacterial agents.

If CDAD is suspected or confirmed, ongoing antibacterial use not directed against *C. difficile* may need to be discontinued. Appropriate fluid and electrolyte management, protein supplementation, antibacterial treatment of *C. difficile*, and surgical evaluation should be instituted as clinically indicated.

PRECAUTIONS

GENERAL

Prescribing cefdinir in the absence of a proven or strongly suspected bacterial infection or a prophylactic indication is unlikely to provide benefit to the patient and increases the risk of the development of drug-resistant bacteria.

As with other broad-spectrum antibiotics, prolonged treatment may result in the

possible emergence and overgrowth of resistant organisms. Careful observation of the patient is essential. If superinfection occurs during therapy, appropriate alternative therapy should be administered.

Cefdinir, as with other broad-spectrum antimicrobials (antibiotics), should be prescribed with caution in individuals with a history of colitis.

In patients with transient or persistent renal insufficiency (creatinine clearance < 30 mL/min), the total daily dose of cefdinir should be reduced because high and prolonged plasma concentrations of cefdinir can result following recommended doses (see

DOSAGE AND ADMINISTRATION).

INFORMATION FOR PATIENTS

Patients should be counseled that antibacterial drugs including cefdinir should only be used to treat bacterial infections. They do not treat viral infections (e.g., the common cold). When cefdinir is prescribed to treat a bacterial infection, patients should be told that although it is common to feel better early in the course of therapy, the medication should be taken exactly as directed. Skipping doses or not completing the full course of therapy may (1) decrease the effectiveness of the immediate treatment and (2) increase the likelihood that bacteria will develop resistance and will not be treatable by cefdinir or other antibacterial drugs in the future.

Antacids containing magnesium or aluminum interfere with the absorption of cefdinir. If this type of antacid is required during cefdinir therapy, cefdinir should be taken at least 2 hours before or after the antacid.

Iron supplements, including multivitamins that contain iron, interfere with the absorption of cefdinir. If iron supplements are required during cefdinir therapy, cefdinir should be taken at least 2 hours before or after the supplement.

Iron-fortified infant formula does not significantly interfere with the absorption of cefdinir. Therefore, cefdinir for oral suspension can be administered with iron-fortified infant formula.

Diabetic patients and caregivers should be aware that the oral suspension contains 2.86 g of sucrose per teaspoon.

Diarrhea is a common problem caused by antibiotics which usually ends when the antibiotic is discontinued. Sometimes after starting treatment with antibiotics, patients can develop watery and bloody stools (with or without stomach cramps and fever) even as late as two or more months after having taken the last dose of the antibiotic. If this occurs, patients should contact their physician as soon as possible.

DRUG INTERACTIONS

Antacids (aluminum- or magnesium-containing)

Concomitant administration of 300- mg cefdinir capsules with 30 mL Maalox[®] TC suspension reduces the rate (C_{max}) and extent (AUC) of absorption by approximately 40%. Time to reach C_{max} is also prolonged by 1 hour. There are no significant effects on cefdinir pharmacokinetics if the antacid is administered 2 hours before or 2 hours after cefdinir. If antacids are required during cefdinir therapy, cefdinir should be taken at least 2 hours before or after the antacid

Probenecid

As with other β -lactam antibiotics, probenecid inhibits the renal excretion of cefdinir, resulting in an approximate doubling in AUC, a 54% increase in peak cefdinir plasma levels, and a 50% prolongation in the apparent elimination $t_{1/2}$.

Iron Supplements and Foods Fortified With Iron

Concomitant administration of cefdinir with a therapeutic iron supplement containing 60 mg of elemental iron (as FeSO_4) or vitamins supplemented with 10 mg of elemental iron reduced extent of absorption by 80% and 31%, respectively. If iron supplements are required during cefdinir therapy, cefdinir should be taken at least 2 hours before or after the supplement.

The effect of foods highly fortified with elemental iron (primarily iron-fortified breakfast cereals) on cefdinir absorption has not been studied.

Concomitantly administered iron-fortified infant formula (2.2 mg elemental iron/6 oz) has no significant effect on cefdinir pharmacokinetics. Therefore, cefdinir for oral suspension can be administered with iron-fortified infant formula.

There have been reports of reddish stools in patients receiving cefdinir. In many cases, patients were also receiving iron-containing products. The reddish color is due to the formation of a nonabsorbable complex between cefdinir or its breakdown products and iron in the gastrointestinal tract.

DRUG & OR LABORATORY TEST INTERACTIONS

A false-positive reaction for ketones in the urine may occur with tests using nitroprusside, but not with those using nitroferricyanide. The administration of cefdinir may result in a false-positive reaction for glucose in urine using Clinitest[®], Benedict's solution, or Fehling's solution. It is recommended that glucose tests based on enzymatic glucose oxidase reactions (such as Clinistix[®] or Tes-Tape[®]) be used. Cephalosporins are known to occasionally induce a positive direct Coombs' test.

CARCINOGENESIS & MUTAGENESIS & IMPAIRMENT OF FERTILITY

The carcinogenic potential of cefdinir has not been evaluated. No mutagenic effects were seen in the bacterial reverse mutation assay (Ames) or point mutation assay at the hypoxanthine-guanine phosphoribosyltransferase locus (HGPRT) in V79 Chinese hamster lung cells. No clastogenic effects were observed *in vitro* in the structural chromosome aberration assay in V79 Chinese hamster lung cells or *in vivo* in the micronucleus assay in mouse bone marrow. In rats, fertility and reproductive performance were not affected by cefdinir at oral doses up to 1000 mg/kg/day (70 times the human dose based on mg/kg/day, 11 times based on mg/m²/day).

PREGNANCY

Teratogenic Effects

Pregnancy Category B

Cefdinir was not teratogenic in rats at oral doses up to 1000 mg/kg/day (70 times the human dose based on mg/kg/day, 11 times based on mg/m²/day) or in rabbits at oral doses up to 10 mg/kg/day (0.7 times the human dose based on mg/kg/day, 0.23 times based on mg/m²/day).

Maternal toxicity (decreased body weight gain) was observed in rabbits at the maximum

tolerated dose of 10 mg/kg/day without adverse effects on offspring. Decreased body weight occurred in rat fetuses at ≥ 100 mg/kg/day, and in rat offspring at ≥ 32 mg/kg/day. No effects were observed on maternal reproductive parameters or offspring survival, development, behavior, or reproductive function.

There are, however, no adequate and well-controlled studies in pregnant women.

Because animal reproduction studies are not always predictive of human response, this drug should be used during pregnancy only if clearly needed.

LABOR & DELIVERY

Cefdinir has not been studied for use during labor and delivery.

NURSING MOTHERS

Following administration of single 600 mg doses, cefdinir was not detected in human breast milk

PEDIATRIC USE

Safety and efficacy in neonates and infants less than 6 months of age have not been established. Use of cefdinir for the treatment of acute maxillary sinusitis in pediatric patients (age 6 months through 12 years) is supported by evidence from adequate and well-controlled studies in adults and adolescents, the similar pathophysiology of acute sinusitis in adult and pediatric patients, and comparative pharmacokinetic data in the pediatric population.

GERIATRIC USE

Efficacy is comparable in geriatric patients and younger adults. While cefdinir has been well-tolerated in all age groups, in clinical trials geriatric patients experienced a lower rate of adverse events, including diarrhea, than younger adults. Dose adjustment in elderly patients is not necessary unless renal function is markedly compromised (see **DOSAGE AND ADMINISTRATION**).

ADVERSE EVENTS

Clinical Trials-Cefdinir for Oral Suspension (Pediatric Patients) In clinical trials, 2289 pediatric patients (1783 U.S. and 506 non-U.S.) were treated with the recommended dose of cefdinir suspension (14 mg/kg/day). Most adverse events were mild and self-limiting. No deaths or permanent disabilities were attributed to cefdinir. Forty of 2289 (2%) patients discontinued medication due to adverse events considered by the investigators to be possibly, probably, or definitely associated with cefdinir therapy. Discontinuations were primarily for gastrointestinal disturbances, usually diarrhea. Five of 2289 (0.2%) patients were discontinued due to rash thought related to cefdinir administration.

In the U.S., the following adverse events were thought by investigators to be possibly, probably, or definitely related to cefdinir suspension in multiple-dose clinical trials (N = 1783 cefdinir-treated patients):

ADVERSE EVENTS ASSOCIATED WITH CEFDINIR SUSPENSION U.S. TRIALS IN

PEDIATRIC PATIENTS (N = 1783)*

Incidence \geq 1%	Diarrhea	8%
	Rash	3%
	Vomiting	1%
Incidence < 1% but > 0.1%	Cutaneous moniliasis	0.9%
	Abdominal pain	0.8%
	Leukopenia†	0.3%
	Vaginal moniliasis	0.3% of girls
	Vaginitis	0.3% of girls
	Abnormal stools	0.2%
	Dyspepsia	0.2%
	Hyperkinesia	0.2%
	Increased AST†	0.2%
	Maculopapular rash	0.2%
	Nausea	0.2%

* 977 males, 806 females

† Laboratory changes were occasionally reported as adverse events.

NOTE: In both cefdinir- and control-treated patients, rates of diarrhea and rash were higher in the youngest pediatric patients. The incidence of diarrhea in cefdinir-treated patients \leq 2 years of age was 17% (95/557) compared with 4% (51/1226) in those >2 years old. The incidence of rash (primarily diaper rash in the younger patients) was 8% (43/557) in patients \leq 2 years of age compared with 1% (8/1226) in those >2 years old. The following laboratory value changes of possible clinical significance, irrespective of relationship to therapy with cefdinir, were seen during clinical trials conducted in the U.S.:

LABORATORY VALUE CHANGES OF POSSIBLE CLINICAL SIGNIFICANCE OBSERVED WITH CEFDINIR SUSPENSION U.S. TRIALS IN PEDIATRIC PATIENTS (N = 1783)

Incidence \geq 1%	↑ Lymphocytes, ↓ Lymphocytes	2%, 0.8%
	↑ Alkaline phosphatase	1%
	↓ Bicarbonate*	1%
	↑ Eosinophils	1%
	↑ Lactate dehydrogenase	1%
	↑ Platelets	1%
	↑ PMNs, ↓ PMNs	1%, 1%
	↑ Urine protein	1%
Incidence < 1% but > 0.1%	↑ Phosphorus, ↓ Phosphorus	0.9%, 0.4%
	↑ Urine pH	0.8%
	↓ White blood cells, ↑ White blood cells	0.7%, 0.3%
	↓ Calcium*	0.5%
	↓ Hemoglobin	0.5%
	↑ Urine leukocytes	0.5%
	↑ Monocytes	0.4%
	↑ AST	0.3%
	↑ Potassium*	0.3%
	↑ Urine specific gravity, ↓ Urine specific gravity	0.3%, 0.1%
↓ Hematocrit*	0.2%	

* N = 1387 for these parameters

Postmarketing Experience

The following adverse experiences and altered laboratory tests, regardless of their relationship to cefdinir, have been reported during extensive postmarketing experience, beginning with approval in Japan in 1991: shock, anaphylaxis with rare cases of fatality, facial and laryngeal edema, feeling of suffocation, serum sickness-like reactions, conjunctivitis, stomatitis, Stevens-Johnson syndrome, toxic epidermal necrolysis, exfoliative dermatitis, erythema multiforme, erythema nodosum, acute hepatitis, cholestasis, fulminant hepatitis, hepatic failure, jaundice, increased amylase, acute enterocolitis, bloody diarrhea, hemorrhagic colitis, melena, pseudomembranous colitis, pancytopenia, granulocytopenia, leukopenia, thrombocytopenia, idiopathic thrombocytopenic purpura, haemolytic anemia, acute respiratory failure, asthmatic attack, drug-induced pneumonia, eosinophilic pneumonia, idiopathic interstitial pneumonia, fever, acute renal failure, nephropathy, bleeding tendency, coagulation disorder, disseminated intravascular coagulation, upper GI bleed, peptic ulcer, ileus, loss of consciousness, allergic vasculitis, possible cefdinir-diclofenac interaction, cardiac failure, chest pain, myocardial infarction, hypertension, involuntary movements, and rhabdomyolysis.

Cephalosporin Class Adverse Events

The following adverse events and altered laboratory tests have been reported for cephalosporin-class antibiotics in general:

Allergic reactions, anaphylaxis, Stevens-Johnson syndrome, erythema multiforme, toxic epidermal necrolysis, renal dysfunction, toxic nephropathy, hepatic dysfunction including cholestasis, aplastic anemia, hemolytic anemia, hemorrhage, false-positive test for urinary glucose, neutropenia, pancytopenia, and agranulocytosis.

Pseudomembranous colitis symptoms may begin during or after antibiotic treatment (see **WARNINGS**).

Several cephalosporins have been implicated in triggering seizures, particularly in patients with renal impairment when the dosage was not reduced (see **DOSAGE AND ADMINISTRATION** and **OVERDOSAGE**). If seizures associated with drug therapy occur, the drug should be discontinued. Anticonvulsant therapy can be given if clinically indicated.

OVERDOSAGE

Information on cefdinir overdose in humans is not available. In acute rodent toxicity studies, a single oral 5600- mg/kg dose produced no adverse effects. Toxic signs and symptoms following overdose with other β -lactam antibiotics have included nausea, vomiting, epigastric distress, diarrhea, and convulsions. Hemodialysis removes cefdinir from the body. This may be useful in the event of a serious toxic reaction from overdose, particularly if renal function is compromised.

DOSAGE & ADMINISTRATION

(see **INDICATIONS AND USAGE** for Indicated Pathogens)

Powder for Oral Suspension

The recommended dosage and duration of treatment for infections in pediatric patients are described in the following chart; the total daily dose for all infections is 14 mg/kg, up to a maximum dose of 600 mg per day. Once-daily dosing for 10 days is as effective as BID. dosing. Once-daily dosing has not been studied in skin infections; therefore, cefdinir for oral suspension should be administered twice daily in this infection. Cefdinir for oral suspension may be administered without regard to meals.

Pediatric Patients (Age 6 Months Through 12 Years)

Type of Infection	Dosage	Duration
Acute Bacterial Otitis Media	7 mg/kg q12h or 14 mg/kg q24h	5 to 10 days 10 days
Acute Maxillary Sinusitis	7 mg/kg q12h or 14 mg/kg q24h	10 days 10 days
Pharyngitis/Tonsillitis	7 mg/kg q12h or 14 mg/kg q24h	5 to 10 days 10 days
Uncomplicated Skin and Skin Structure Infections	7 mg/kg q12h	10 days

CEFDINIR FOR ORAL SUSPENSION PEDIATRIC DOSAGE CHART

Weight	125 mg/5 mL	250 mg/5 mL
9 kg/20 lbs	2.5 mL q12h or 5 mL q24h	Use 125 mg/5 mL product
18 kg/40 lbs	5 mL q12h or 10 mL q24h	2.5 mL q12h or 5 mL q24h
27 kg/60 lbs	7.5 mL q12h or 15 mL q24h	3.75 mL q12h or 7.5 mL q24h
36 kg/80 lbs	10 mL q12h or 20 mL q24h	5 mL q12h or 10 mL q24h
≥43 kg* /95 lbs	12 mL q12h or 24 mL q24h	6 mL q12h or 12 mL q24h

* Pediatric patients who weigh ≥ 43 kg should receive the maximum daily dose of 600 mg.

Patients with Renal Insufficiency

For adult patients with creatinine clearance < 30 mL/min, the dose of cefdinir should be 300 mg given once daily.

Creatinine clearance is difficult to measure in outpatients. However, the following formula may be used to estimate creatinine clearance (CLcr) in adult patients. For estimates to be valid, serum creatinine levels should reflect steady-state levels of renal function.

Males:	$\text{CLcr} = \frac{(\text{weight}) (140 - \text{age})}{(72) (\text{serum creatinine})}$
--------	-------------------------------------------------------------------------------------------

	=	
Females:		0.85 x above value
	=	CLcr

where creatinine clearance is in mL/min, age is in years, weight is in kilograms, and serum creatinine is in mg/dL.¹

The following formula may be used to estimate creatinine clearance in pediatric patients:

= K x	CLcr	body length or height
		serum creatinine

where K=0.55 for pediatric patients older than 1 year² and 0.45 for infants (up to 1 year).³

In the above equation, creatinine clearance is in mL/min/1.73 m², body length or height is in centimeters, and serum creatinine is in mg/dL.

For pediatric patients with a creatinine clearance of < 30 mL/min/1.73 m², the dose of cefdinir should be 7 mg/kg (up to 300 mg) given once daily

Patients on Hemodialysis

Hemodialysis removes cefdinir from the body. In patients maintained on chronic hemodialysis, the recommended initial dosage regimen is a 300- mg or 7- mg/kg dose every other day. At the conclusion of each hemodialysis session, 300 mg (or 7 mg/kg) should be given. Subsequent doses (300 mg or 7 mg/kg) are then administered every other day.

Directions for Mixing Cefdinir for Oral Suspension

Final Concentration	Final Volume(mL)	Amount of Water	Directions
125 mg/5 mL	60	40 mL	Tap bottle to loosen powder, then add water in 2 portions. Shake well after each aliquot.
	100	64 mL	
250 mg/5 mL	60	40 mL	Tap bottle to loosen powder, then add water in 2 portions. Shake well after each aliquot.
	100	64 mL	

After mixing, the suspension can be stored at controlled room temperature (20° to 25°C/68° to 77°F). The container should be kept tightly closed, and the suspension should be shaken well before each administration. The suspension may be used for 10 days, after which any unused portion must be discarded.

HOW SUPPLIED

Cefdinir for Oral Suspension USP is a off white to yellow free flowing powder filled in HDPE bottle that, when reconstituted as directed, contains 125 mg cefdinir/5 mL or 250 mg cefdinir/5 mL.

The reconstituted suspensions have a off white to yellow colour and strawberry flavor. The powder is available as follows:

Cefdinir for Oral Suspension USP 125 mg/5 mL
60 mL bottle: NDC 67877-547-98
100 mL bottle: NDC 67877-547-88

Cefdinir for Oral Suspension USP 250 mg/5 mL
60 mL bottle: NDC 67877-548-98
100 mL bottle: NDC 67877-548-88

Store unsuspended powder at 20° to 25°C (68° to 77°F) [see USP Controlled Room Temperature]. Once reconstituted, the oral suspension can be stored at controlled room temperature for 10 days.

CLINICAL STUDIES

Community-Acquired Bacterial Pneumonia

In a controlled, double-blind study in adults and adolescents conducted in the US, cefdinir BID was compared with cefaclor 500 mg TID. Using strict evaluability and microbiologic/clinical response criteria 6 to 14 days posttherapy, the following clinical cure rates, presumptive microbiologic eradication rates, and statistical outcomes were obtained:

U.S. Community-Acquired Pneumonia Study Cefdinir vs Cefaclor

	Cefdinir BID	Cefdinir TID	Outcome
Clinical Cure Rates	150/187 (80%)	147/186 (79%)	Cefdinir equivalent to control
Eradication Rates Overall	177/195 (91%)	184/200 (92%)	Cefdinir equivalent to control
<i>S. pneumoniae</i>	31/31 (100%)	35/35 (100%)	
<i>H. influenzae</i>	55/65 (85%)	60/72 (83%)	
<i>M. catarrhalis</i>	10/10 (100%)	11/11 (100%)	
<i>H. parainfluenzae</i>	81/89 (91%)	78/82 (95%)	

In a second controlled, investigator-blind study in adults and adolescents conducted primarily in Europe, cefdinir BID was compared with amoxicillin/clavulanate 500/125 mg TID. Using strict evaluability and clinical response criteria 6 to 14 days posttherapy, the following clinical cure rates, presumptive microbiologic eradication rates, and statistical outcomes were obtained:

European Community-Acquired Pneumonia Study Cefdinir vs Amoxicillin/Clavulanate

	Cefdinir BID	Amoxicillin/ Clavulanate TID	Outcome
Clinical Cure Rates	83/104 (80%)	86/97 (89%)	Cefdinir not equivalent to control
Eradication Rates Overall	85/96 (89%)	84/90 (93%)	Cefdinir equivalent to control
<i>S. pneumoniae</i>	42/44 (95%)	43/44 (98%)	
<i>H. influenzae</i>	26/35 (74%)	21/26 (81%)	
<i>M. catarrhalis</i>	6/6 (100%)	8/8 (100%)	
<i>H. parainfluenzae</i>	11/11 (100%)	12/12 (100%)	

Streptococcal Pharyngitis /Tonsillitis

In four controlled studies conducted in the United States, cefdinir was compared with 10 days of penicillin in adult, adolescent, and pediatric patients. Two studies (one in adults and adolescents, the other in pediatric patients) compared 10 days of cefdinir QD or BID to penicillin 250 mg or 10 mg/kg QID. Using strict evaluability and microbiologic/clinical response criteria 5 to 10 days posttherapy, the following clinical cure rates, microbiologic eradication rates, and statistical outcomes were obtained:

Pharyngitis /Tonsillitis Studies Cefdinir (10 days) vs Penicillin (10 days)

Study	Efficacy Parameter	Cefdinir QD	Cefdinir BID	Penicillin QID	Outcome
Adults/ Adolescents	Eradication of <i>S. Pyogenes</i>	192/210 (91%)	199/217 (92%)	181/217 (83%)	Cefdinir superior to control
	Clinical Cure Rates	199/210 (95%)	209/217 (96%)	193/217 (89%)	Cefdinir superior to control
Pediatric Patients	Eradication of <i>S. pyogenes</i>	215/228 (94%)	214/227 (94%)	159/227 (70%)	Cefdinir superior to control
	Clinical Cure Rates	222/228 (97%)	218/227 (96%)	196/227 (86%)	Cefdinir superior to control

Two studies (one in adults and adolescents, the other in pediatric patients) compared 5 days of cefdinir BID to 10 days of penicillin 250 mg or 10 mg/kg QID. Using strict

evaluability and microbiologic/clinical response criteria 4 to 10 days posttherapy, the following clinical cure rates, microbiologic eradication rates, and statistical outcomes were obtained:

Pharyngitis /Tonsillitis Studies Cefdinir (5 days) vs Penicillin (10 days)

Study	Efficacy Parameter	Cefdinir BID	Penicillin QID	Outcome
Adults/ Adolescents	Eradication of <i>S. Pyogenes</i>	193/218 (89%)	176/214 (82%)	Cefdinir equivalent to control
	Clinical Cure Rates	194/218 (89%)	181/214 (85%)	Cefdinir equivalent to control
Pediatric Patients	Eradication of <i>S. pyogenes</i>	176/196 (90%)	135/193 (70%)	Cefdinir superior to control
	Clinical Cure Rates	179/196 (91%)	173/193 (90%)	Cefdinir equivalent to control

REFERENCES

1. Cockcroft DW, Gault MH. Prediction of creatinine clearance from serum creatinine. *Nephron* 1976; 16:31-41.
2. Schwartz GJ, Haycock GB, Edelmann CM, Spitzer A. A simple estimate of glomerular filtration rate in children derived from body length and plasma creatinine. *Pediatrics* 1976; 58:259-63.
3. Schwartz GJ, Feld LG, Langford DJ. A simple estimate of glomerular filtration rate in full-term infants during the first year of life. *J Pediatrics* 1984; 104:849-54.

Maalox® is a registered trademark of Novartis Consumer Health, Inc.

Clinistix® is a registered trademark of Bayer HealthCare LLC

Clinitest® is a registered trademark of Siemens Healthcare Diagnostics Inc.

Tes-Tape® is a registered trademark of Lilly.

Manufactured by:

Alkem Laboratories Ltd.,

INDIA.

-

Distributed by:

Ascend Laboratories, LLC

Parsippany, NJ 07054

Revised: November, 2021

PT2852-02




PACKAGE LABEL.PRINCIPAL DISPLAY PANEL

60 mL bottle (Container); NDC 67877-547-98

Cefdinir for Oral Suspension USP 125 mg/5 mL

Rx Only

60 mL bottle




<p>Usual Dosage: Children-14 mg/kg/day in a single dose or in two divided doses, depending on age, weight, and type of infection. See package enclosure for full prescribing information. This bottle contains 1.5 g cefdinir. Do not accept if seal over bottle opening is broken or missing.</p> <p>DIRECTIONS FOR RECONSTITUTION Prepare suspension at time of dispensing by adding a total of 40 mL water to the bottle. Tap bottle to loosen the powder, then add about half the water, and shake. Add the remaining water and shake to complete suspension. This provides 60 mL of suspension. Each 5 mL contains 125 mg cefdinir after reconstitution.</p> <p>KEEP THIS AND ALL DRUGS OUT OF THE REACH OF CHILDREN.</p> <p>Store dry powder and reconstituted suspension at 20° to 25°C (68° to 77°F) [See USP Controlled Room Temperature].</p> <p>SHAKE WELL BEFORE EACH USE. Use within 10 days. Keep bottle tightly closed.</p> <p> Manufactured by: Alkem Laboratories Ltd., INDIA. Distributed by: Ascend Laboratories, LLC Parsippany, NJ 07054</p>	<p>NDC 67877-547-98</p> <p>Cefdinir for Oral Suspension, USP</p> <p>125 mg/5 mL</p> <p>SHAKE WELL BEFORE USING.</p> <p>Keep bottle tightly closed. Any unused portion must be discarded 10 days after mixing.</p> <p>RECONSTITUTE WITH 40 mL WATER</p> <p>Rx Only 60 mL (when reconstituted)</p> <p></p>	<p>Unvarnished area 40 x 30 mm (LXH) Rest label should be with UV Varnish</p> <p> N 3 6 7 8 7 7 1 5 4 7 9 8 5</p> <p>Code No.: DD/DRUGS/DD/231 PL14042-01</p>
----------------------------------------------------------------------------------------------------------------------------------------------------------------------------------------------------------------------------------------------------------------------------------------------------------------------------------------------------------------------------------------------------------------------------------------------------------------------------------------------------------------------------------------------------------------------------------------------------------------------------------------------------------------------------------------------------------------------------------------------------------------------------------------------------------------------------------------------------------------------------------------------------------------------------------------------------------------------------------------------------------------------------------------------------------------------------------------------------------------------------------------------------------------------------------------------------------------	-------------------------------------------------------------------------------------------------------------------------------------------------------------------------------------------------------------------------------------------------------------------------------------------------------------------------------------------------------------------------------------------------------------------------	-------------------------------------------------------------------------------------------------------------------------------------------------------------------------------------------------------------------------------------------------------------------

60 mL bottle (Container); NDC 67877-548-98

Cefdinir for Oral Suspension USP 250 mg/5 mL

Rx Only

60 mL bottle

<p>Usual Dosage: Children-14 mg/kg/day in a single dose or in two divided doses, depending on age, weight, and type of infection. See package enclosure for full prescribing information. This bottle contains 3 g cefdinir. Do not accept if seal over bottle opening is broken or missing.</p> <p>DIRECTIONS FOR RECONSTITUTION Prepare suspension at time of dispensing by adding a total of 40 mL water to the bottle. Tap bottle to loosen the powder, then add about half the water, and shake. Add the remaining water and shake to complete suspension. This provides 60 mL of suspension. Each 5 mL contains 250 mg cefdinir after reconstitution.</p> <p>KEEP THIS AND ALL DRUGS OUT OF THE REACH OF CHILDREN.</p> <p>Store dry powder and reconstituted suspension at 20° to 25°C (68° to 77°F) [See USP Controlled Room Temperature].</p> <p>SHAKE WELL BEFORE EACH USE. Use within 10 days. Keep bottle tightly closed.</p> <p> Manufactured by: Alkem Laboratories Ltd., INDIA. Distributed by: Ascend Laboratories, LLC Parsippany, NJ 07054</p>	<p>NDC 67877-548-98</p> <p>Cefdinir for Oral Suspension, USP</p> <p>250 mg/5 mL</p> <p>SHAKE WELL BEFORE USING.</p> <p>Keep bottle tightly closed. Any unused portion must be discarded 10 days after mixing.</p> <p>RECONSTITUTE WITH 40 mL WATER</p> <p>Rx Only 60 mL (when reconstituted)</p> <p></p>	<p>Unvarnished area 40 x 30 mm (LXH) Rest label should be with UV Varnish</p> <p> N 3 6 7 8 7 7 1 5 4 8 9 8 2</p> <p>Code No.: DD/DRUGS/DD/231 PL14044-01</p>
--------------------------------------------------------------------------------------------------------------------------------------------------------------------------------------------------------------------------------------------------------------------------------------------------------------------------------------------------------------------------------------------------------------------------------------------------------------------------------------------------------------------------------------------------------------------------------------------------------------------------------------------------------------------------------------------------------------------------------------------------------------------------------------------------------------------------------------------------------------------------------------------------------------------------------------------------------------------------------------------------------------------------------------------------------------------------------------------------------------------------------------------------------------------------------------------------------------	-------------------------------------------------------------------------------------------------------------------------------------------------------------------------------------------------------------------------------------------------------------------------------------------------------------------------------------------------------------------------------------------------------------------------	--------------------------------------------------------------------------------------------------------------------------------------------------------------------------------------------------------------------------------------------------------------------

CEFDINIR

cefdinir powder, for suspension

Product Information

Product Type	HUMAN PRESCRIPTION DRUG	Item Code (Source)	NDC:67877-547
Route of Administration	ORAL		

Active Ingredient/Active Moiety

Ingredient Name	Basis of Strength	Strength
CEFDINIR (UNII: C10FAO63WC) (CEFDINIR - UNII:C10FAO63WC)	CEFDINIR	125 mg in 5 mL

Inactive Ingredients

Ingredient Name	Strength
SUCROSE (UNII: C151H8M554)	
SODIUM BENZOATE (UNII: OJ245FE5EU)	
XANTHAN GUM (UNII: TTV12P4NEE)	
GUAR GUM (UNII: E89I1637KE)	
SILICON DIOXIDE (UNII: ETJ7Z6XBU4)	
MAGNESIUM STEARATE (UNII: 70097M6I30)	
ANHYDROUS TRISODIUM CITRATE (UNII: RS7A450LGA)	
ANHYDROUS CITRIC ACID (UNII: XF417D3PSL)	
STRAWBERRY (UNII: 4J2TY8Y81V)	

Product Characteristics

Color	YELLOW (Off white to yellow)	Score	
Shape		Size	
Flavor	STRAWBERRY	Imprint Code	
Contains			

Packaging

#	Item Code	Package Description	Marketing Start Date	Marketing End Date
1	NDC:67877-547-98	60 mL in 1 BOTTLE; Type 0: Not a Combination Product	02/20/2021	
2	NDC:67877-547-88	100 mL in 1 BOTTLE; Type 0: Not a Combination Product	02/20/2021	

Marketing Information

Marketing Category	Application Number or Monograph Citation	Marketing Start Date	Marketing End Date
ANDA	ANDA210534	02/20/2021	

CEFDINIR

cefdinir powder, for suspension

Product Information

Product Type	HUMAN PRESCRIPTION DRUG	Item Code (Source)	NDC:67877-548
Route of Administration	ORAL		

Active Ingredient/Active Moiety

Ingredient Name	Basis of Strength	Strength
CEFDINIR (UNII: C10FAO63WC) (CEFDINIR - UNII:C10FAO63WC)	CEFDINIR	250 mg in 5 mL

Inactive Ingredients

Ingredient Name	Strength
SUCROSE (UNII: C151H8M554)	
SODIUM BENZOATE (UNII: OJ245FE5EU)	
XANTHAN GUM (UNII: TTV12P4NEE)	
GUAR GUM (UNII: E89I1637KE)	
SILICON DIOXIDE (UNII: ETJ7Z6XBU4)	
MAGNESIUM STEARATE (UNII: 70097M6I30)	
ANHYDROUS TRISODIUM CITRATE (UNII: RS7A450LGA)	
ANHYDROUS CITRIC ACID (UNII: XF417D3PSL)	
STRAWBERRY (UNII: 4J2TY8Y81V)	

Product Characteristics

Color	YELLOW (Off white to yellow)	Score	
Shape		Size	
Flavor	STRAWBERRY	Imprint Code	
Contains			

Packaging

#	Item Code	Package Description	Marketing Start Date	Marketing End Date
1	NDC:67877-548-98	60 mL in 1 BOTTLE; Type 0: Not a Combination Product	02/20/2021	
2	NDC:67877-548-88	100 mL in 1 BOTTLE; Type 0: Not a Combination Product	02/20/2021	

Marketing Information

Marketing Category	Application Number or Monograph Citation	Marketing Start Date	Marketing End Date
ANDA	ANDA210534	02/20/2021	

Labeler - Ascend Laboratories, LLC (141250469)

Establishment

Name	Address	ID/FEI	Business Operations
Alkem Laboratories Limited		915628612	ANALYSIS(67877-547, 67877-548) , MANUFACTURE(67877-547, 67877-548) , PACK(67877-547, 67877-548)

Revised: 6/2022

Ascend Laboratories, LLC