

CEFPODOXIME PROXETIL - cefpodoxime proxetil granule, for suspension
Rising Pharma Holdings, Inc.

Cefpodoxime Proxetil for Oral Suspension, USP

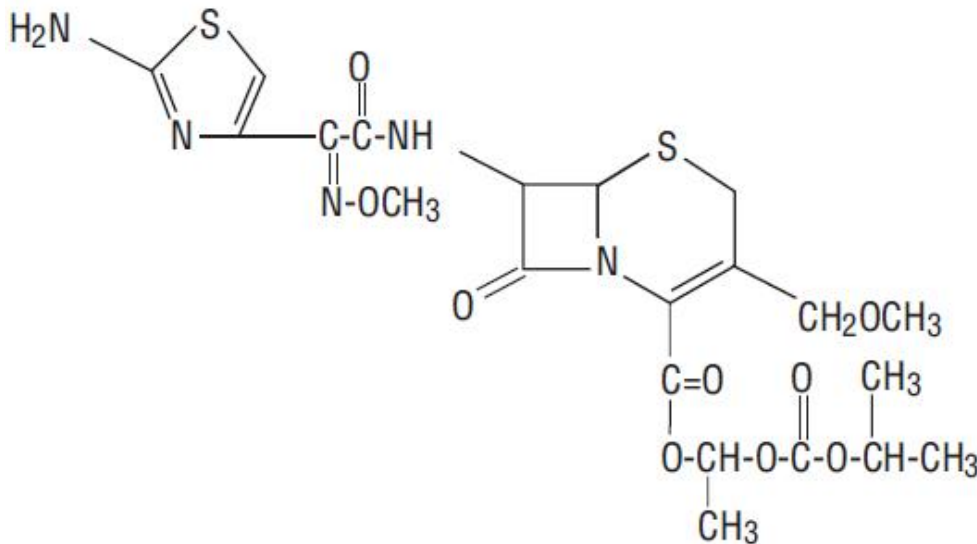
Rx only

To reduce the development of drug-resistant bacteria and maintain the effectiveness of cefpodoxime proxetil and other antibacterial drugs, cefpodoxime proxetil should be used only to treat or prevent infections that are proven or strongly suspected to be caused by bacteria.

For Oral Use Only

DESCRIPTION

Cefpodoxime proxetil is an orally administered, extended spectrum, semi-synthetic antibiotic of the cephalosporin class. The chemical name is (RS)-1(isopropoxycarbonyloxy) ethyl (+)-(6R,7R)-7-[2-(2-amino-4-thiazolyl)-2-{(Z)methoxyimino}acetamido]-3-methoxymethyl-8-oxo-5-thia-1-azabicyclo [4.2.0]oct-2-ene-2-carboxylate. Its molecular formula is $C_{21}H_{27}N_5O_9S_2$ and its structural formula is represented below:



The molecular weight of cefpodoxime proxetil is 557.6.

Cefpodoxime proxetil is a prodrug; its active metabolite is cefpodoxime. All doses of cefpodoxime proxetil in this insert are expressed in terms of the active cefpodoxime moiety. The drug is supplied as flavoured granules for oral suspension.

Each 5 mL of cefpodoxime proxetil for oral suspension USP contains cefpodoxime proxetil USP equivalent to 50 mg or 100 mg of cefpodoxime activity after constitution and the following inactive ingredients: lactose monohydrate, corn starch, croscarmellose sodium, ferric oxide yellow, hydroxypropyl cellulose, microcrystalline cellulose and carboxymethyl cellulose sodium, colloidal silicon dioxide, citric acid anhydrous, sodium citrate, sodium benzoate, sucrose, and citron & vanille flavorings.

CLINICAL PHARMACOLOGY

Absorption and Excretion:

Cefpodoxime proxetil is a prodrug that is absorbed from the gastrointestinal tract and de-esterified to its active metabolite, cefpodoxime. Following oral administration of 100 mg of cefpodoxime proxetil to fasting subjects, approximately 50% of the administered cefpodoxime dose was absorbed systemically. Over the recommended dosing range (100 to 400 mg), approximately 29 to 33% of the administered cefpodoxime dose was excreted unchanged in the urine in 12 hours. There is minimal metabolism of cefpodoxime *in vivo*.

Effects of Food:

When a 200 mg dose of the suspension was taken with food, the extent of absorption (mean AUC) and mean peak plasma concentration in fed subjects were not significantly different from fasted subjects, but the rate of absorption was slower with food (48% increase in T_{max}).

Pharmacokinetics of Cefpodoxime Proxetil Suspension:

In adult subjects, a 100 mg dose of oral suspension produced an average peak cefpodoxime concentration of approximately 1.5 mcg/mL (range: 1.1 to 2.1 mcg/mL), which is equivalent to that reported following administration of the 100 mg tablet. Time to peak plasma concentration and area under the plasma concentration-time curve (AUC) for the oral suspension were also equivalent to those produced with film-coated tablets in adults following a 100 mg oral dose.

The pharmacokinetics of cefpodoxime were investigated in 29 patients aged 1 to 17 years. Each patient received a single, oral, 5 mg/kg dose of cefpodoxime oral suspension. Plasma and urine samples were collected for 12 hours after dosing. The plasma levels reported from this study are as follows:

CEFPODOXIME PLASMA LEVELS (mcg/mL) IN FASTED PATIENTS (1 to 17 YEARS OF AGE) AFTER SUSPENSION ADMINISTRATION

Dose (cefpodoxime equivalents)	Time after oral ingestion						
	1hr	2hr	3hr	4hr	6hr	8hr	12hr
5 mg/kg ¹	1.4	2.1	2.1	1.7	0.9	0.4	0.09

¹ Dose did not exceed 200 mg.

Distribution:

Protein binding of cefpodoxime ranges from 22 to 33% in serum and from 21 to 29% in plasma.

Skin Blister:

Following multiple-dose administration every 12 hours for 5 days of 200 mg or 400 mg cefpodoxime proxetil, the mean maximum cefpodoxime concentration in skin blister fluid averaged 1.6 and 2.8 mcg/mL, respectively. Skin blister fluid cefpodoxime levels at 12 hours after dosing averaged 0.2 and 0.4 mcg/mL for the 200 mg and 400 mg multiple-dose regimens, respectively.

Tonsil Tissue:

Following a single, oral 100 mg cefpodoxime proxetil film-coated tablet, the mean maximum cefpodoxime concentration in tonsil tissue averaged 0.24 mcg/g at 4 hours post-dosing and 0.09 mcg/g at 7 hours post-dosing. Equilibrium was achieved between plasma and tonsil tissue within 4 hours of dosing. No detection of cefpodoxime in tonsillar tissue was reported 12 hours after dosing. These results demonstrated that concentrations of cefpodoxime exceeded the MIC₉₀ of *S. pyogenes* for at least 7 hours after dosing of 100 mg of cefpodoxime proxetil.

Lung Tissue:

Following a single, oral 200 mg cefpodoxime proxetil film-coated tablet, the mean maximum cefpodoxime concentration in lung tissue averaged 0.63 mcg/g at 3 hours post-dosing, 0.52 mcg/g at 6 hours post-dosing, and 0.19 mcg/g at 12 hours post-dosing. The results of this study indicated that cefpodoxime penetrated into lung tissue and produced sustained drug concentrations for at least 12 hours after dosing at levels that exceeded the MIC₉₀ for *S. pneumoniae* and *H. influenzae*.

CSF:

Adequate data on CSF levels of cefpodoxime are not available.

Effects of Decreased Renal Function:

Elimination of cefpodoxime is reduced in patients with moderate to severe renal impairment (<50 mL/min creatinine clearance). (See **PRECAUTIONS** and **DOSAGE AND ADMINISTRATION**.) In subjects with mild impairment of renal function (50 to 80 mL/min creatinine clearance), the average plasma half-life of cefpodoxime was 3.5 hours. In subjects with moderate (30 to 49 mL/min creatinine clearance) or severe renal impairment (5 to 29 mL/min creatinine clearance), the half-life increased to 5.9 and 9.8 hours, respectively. Approximately 23% of the administered dose was cleared from the body during a standard 3-hour hemodialysis procedure.

Effect of Hepatic Impairment (cirrhosis):

Absorption was somewhat diminished and elimination unchanged in patients with cirrhosis. The mean cefpodoxime T_{1/2} and renal clearance in cirrhotic patients were similar to those derived in studies of healthy subjects. Ascites did not appear to affect values in cirrhotic subjects. No dosage adjustment is recommended in this patient population.

Pharmacokinetics in Elderly Subjects:

Elderly subjects do not require dosage adjustments unless they have diminished renal function. (See **PRECAUTIONS**.) In healthy geriatric subjects, cefpodoxime half-life in plasma averaged 4.2 hours (Vs 3.3 in younger subjects) and urinary recovery averaged 21% after a 400 mg dose was administered every 12 hours. Other pharmacokinetic parameters (C_{max} , AUC, and T_{max}) were unchanged relative to those observed in healthy young subjects.

Microbiology:

Mechanism of Action:

Cefpodoxime is a bactericidal agent that acts by inhibition of bacterial cell wall synthesis. Cefpodoxime has activity in the presence of some beta-lactamases, both penicillinases and cephalosporinases, of Gram-negative and Gram-positive bacteria.

Mechanism of Resistance:

Resistance to Cefpodoxime is primarily through hydrolysis by beta-lactamase, alteration of penicillin-binding proteins (PBPs), and decreased permeability.

Cefpodoxime has been shown to be active against most isolates of the following bacteria, both *in vitro* and in clinical infections as described in the Indications and Usage (1) section:

Gram-positive bacteria:

Staphylococcus aureus (methicillin-susceptible strains, including those producing penicillinases)

Staphylococcus saprophyticus

Streptococcus pneumoniae (excluding penicillin-resistant isolates)

Streptococcus pyogenes

Gram-negative bacteria:

Escherichia coli

Klebsiella pneumoniae

Proteus mirabilis

Haemophilus influenzae (including beta-lactamase producing isolates)

Moraxella catarrhalis

Neisseria gonorrhoeae (including penicillinase-producing isolates)

The following *in vitro* data are available, but their clinical significance is unknown. At least 90 percent of the following microorganisms exhibit an *in vitro* minimum inhibitory concentration (MIC) less than or equal to the susceptible breakpoint for Cefpodoxime. However, the efficacy of Cefpodoxime in treating clinical infections due to these microorganisms has not been established in adequate and well-controlled clinical trials.

Gram-positive bacteria:

Streptococcus agalactiae

Streptococcus spp. (Groups C, F, G)

Gram-negative bacteria:

Citrobacter diversus

Klebsiella oxytoca

Proteus vulgaris

Providencia rettgeri

Haemophilus parainfluenzae

Anaerobic Gram-positive bacteria:

Peptostreptococcus magnus

Susceptibility Testing:

For specific information regarding susceptibility test interpretive criteria and associated test methods and quality control standards recognized by FDA for this drug, please see: <https://www.fda.gov/STIC>.

INDICATIONS AND USAGE

Cefpodoxime proxetil is indicated for the treatment of patients with mild to moderate infections caused by susceptible strains of the designated microorganisms in the conditions listed below.

Recommended dosages, durations of therapy, and applicable patient populations vary among these infections. Please see DOSAGE AND ADMINISTRATION for specific recommendations. Acute otitis media caused by *Streptococcus pneumoniae* (excluding penicillin-resistant strains), *Streptococcus pyogenes*, *Haemophilus influenzae* (including beta-lactamase-producing strains), or *Moraxella (Branhamella) catarrhalis* (including beta-lactamase producing strains).

Pharyngitis and/or tonsillitis caused by *Streptococcus pyogenes*.

NOTE: Only penicillin by the intramuscular route of administration has been shown to be effective in the prophylaxis of rheumatic fever. Cefpodoxime proxetil is generally effective in the eradication of streptococci from the oropharynx. However, data establishing the efficacy of cefpodoxime proxetil for the prophylaxis of subsequent rheumatic fever are not available.

Community-acquired pneumonia caused by *S. pneumoniae* or *H. Influenzae* (including beta-lactamase-producing strains).

Acute bacterial exacerbation of chronic bronchitis caused by *S. pneumoniae*, *H. influenzae* (non-beta-lactamase-producing strains only), or *M. catarrhalis*. Data are insufficient at this time to establish efficacy in patients with acute bacterial exacerbations of chronic bronchitis caused by beta-lactamase-producing strains of *H. influenzae*.

Acute, uncomplicated urethral and cervical gonorrhea caused by *Neisseria gonorrhoeae* (including penicillinase-producing strains).

Acute, uncomplicated ano-rectal infections in women due to *Neisseria gonorrhoeae* (including penicillinase-producing strains).

NOTE: The efficacy of cefpodoxime in treating male patients with rectal infections caused by *N. gonorrhoeae* has not been established. Data do not support the use of cefpodoxime proxetil in the treatment of pharyngeal infections due to *N. gonorrhoeae* in men or women.

Uncomplicated skin and skin structure infections caused by *Staphylococcus aureus* (including penicillinase-producing strains) or *Streptococcus pyogenes*. Abscesses should be surgically drained as clinically indicated.

NOTE: In clinical trials, successful treatment of uncomplicated skin and skin structure infections was dose-related. The effective therapeutic dose for skin infections was higher than those used in other recommended indications. (See **DOSAGE AND ADMINISTRATION.**)

Acute maxillary sinusitis caused by *Haemophilus influenzae* (including beta-lactamase-producing strains), *Streptococcus pneumoniae*, and *Moraxella catarrhalis*.

Uncomplicated urinary tract infections (cystitis) caused by *Escherichia coli*, *Klebsiella pneumoniae*, *Proteus mirabilis*, or *Staphylococcus saprophyticus*.

NOTE: In considering the use of cefpodoxime proxetil in the treatment of cystitis, cefpodoxime proxetil's lower bacterial eradication rates should be weighed against the increased eradication rates and different safety profiles of some other classes of approved agents. (See **CLINICAL STUDIES** section.)

Appropriate specimens for bacteriological examination should be obtained in order to isolate and identify causative organisms and to determine their susceptibility to cefpodoxime. Therapy may be instituted while awaiting the results of these studies. Once these results become available, antimicrobial therapy should be adjusted accordingly.

To reduce the development of drug-resistant bacteria and maintain the effectiveness of cefpodoxime proxetil and other antibacterial drugs, cefpodoxime proxetil should be used only to treat or prevent infections that are proven or strongly suspected to be caused by susceptible bacteria. When culture and susceptibility information are available, they should be considered in selecting or modifying antibacterial therapy. In the absence of such data, local epidemiology and susceptibility patterns may contribute to the empiric selection of therapy.

CONTRAINDICATIONS

Cefpodoxime proxetil is contraindicated in patients with a known allergy to cefpodoxime or to the cephalosporin group of antibiotics.

WARNINGS

BEFORE THERAPY WITH CEFPODOXIME PROXETIL IS INSTITUTED, CAREFUL INQUIRY SHOULD BE MADE TO DETERMINE WHETHER THE PATIENT HAS HAD PREVIOUS HYPERSENSITIVITY REACTIONS TO CEFPODOXIME, OTHER CEPHALOSPORINS, PENICILLINS, OR OTHER DRUGS. IF CEFPODOXIME IS TO BE ADMINISTERED TO PENICILLIN SENSITIVE PATIENTS, CAUTION SHOULD BE EXERCISED BECAUSE CROSS HYPERSENSITIVITY AMONG BETA-LACTAM

ANTIBIOTICS HAS BEEN CLEARLY DOCUMENTED AND MAY OCCUR IN UP TO 10% OF PATIENTS WITH A HISTORY OF PENICILLIN ALLERGY. IF AN ALLERGIC REACTION TO CEPPODOXIME PROXETIL OCCURS, DISCONTINUE THE DRUG. SERIOUS ACUTE HYPERSENSITIVITY REACTIONS MAY REQUIRE TREATMENT WITH EPINEPHRINE AND OTHER EMERGENCY MEASURES, INCLUDING OXYGEN, INTRAVENOUS FLUIDS, INTRAVENOUS ANTIHISTAMINE, AND AIRWAY MANAGEMENT, AS CLINICALLY INDICATED.

Clostridium difficile associated diarrhea (CDAD) has been reported with use of nearly all antibacterial agents, including cefpodoxime proxetil, and may range in severity from mild diarrhea to fatal colitis. Treatment with antibacterial agents alters the normal flora of the colon leading to overgrowth of *C. difficile*.

C. difficile produces toxins A and B which contribute to the development of CDAD. Hypertoxin producing strains of *C. difficile* cause increased morbidity and mortality, as these infections can be refractory to antimicrobial therapy and may require colectomy. CDAD must be considered in all patients who present with diarrhea following antibiotic use. Careful medical history is necessary since CDAD has been reported to occur over two months after the administration of antibacterial agents.

If CDAD is suspected or confirmed, ongoing antibiotic use not directed against *C. difficile* may need to be discontinued. Appropriate fluid and electrolyte management, protein supplementation, antibiotic treatment of *C. difficile*, and surgical evaluation should be instituted as clinically indicated.

A concerted effort to monitor for *C. difficile* in cefpodoxime-treated patients with diarrhea was undertaken because of an increased incidence of diarrhea associated with *C. difficile* in early trials in normal subjects. *C. difficile* organisms or toxin was reported in 10% of the cefpodoxime-treated adult patients with diarrhea; however, no specific diagnosis of pseudomembranous colitis was made in these patients.

In post-marketing experience outside the United States, reports of pseudomembranous colitis associated with the use of cefpodoxime proxetil have been received.

PRECAUTIONS

General:

In patients with transient or persistent reduction in urinary output due to renal insufficiency, the total daily dose of cefpodoxime proxetil should be reduced because high and prolonged serum antibiotic concentrations can occur in such individuals following usual doses. Cefpodoxime, like other cephalosporins, should be administered with caution to patients receiving concurrent treatment with potent diuretics. (See **DOSAGE AND ADMINISTRATION**.)

As with other antibiotics, prolonged use of cefpodoxime proxetil may result in overgrowth of non-susceptible organisms. Repeated evaluation of the patient's condition is essential. If superinfection occurs during therapy, appropriate measures should be taken.

Prescribing cefpodoxime proxetil in the absence of a proven or strongly suspected bacterial infection or a prophylactic indication is unlikely to provide benefit to the patient and increases the risk of the development of drug-resistant bacteria.

Information for Patients:

Patients should be counseled that antibacterial drugs including cefpodoxime proxetil should only be used to treat bacterial infections. They do not treat viral infections (e.g., the common cold). When cefpodoxime proxetil is prescribed to treat a bacterial infection, patients should be told that although it is common to feel better early in the course of therapy, the medication should be taken exactly as directed. Skipping doses or not completing the full course of therapy may (1) decrease the effectiveness of the immediate treatment and (2) increase the likelihood that bacteria will develop resistance and will not be treatable by cefpodoxime proxetil or other antibacterial drugs in the future.

Diarrhea is a common problem caused by antibiotics which usually ends when the antibiotic is discontinued. Sometimes after starting treatment with antibiotics, patients can develop watery and bloody stools (with or without stomach cramps and fever) even as late as two or more months after having taken the last dose of the antibiotic. If this occurs, patients should contact their physician as soon as possible.

Drug Interactions:

Antacids: Concomitant administration of high doses of antacids (sodium bicarbonate and aluminum hydroxide) or H₂ blockers reduces peak plasma levels by 24% to 42% and the extent of absorption by 27% to 32%, respectively. The rate of absorption is not altered by these concomitant medications. Oral anti-cholinergics (e.g., propantheline) delay peak plasma levels (47% increase in T_{max}), but do not affect the extent of absorption (AUC).

Probenecid: As with other beta-lactam antibiotics, renal excretion of cefpodoxime was inhibited by probenecid and resulted in an approximately 31% increase in AUC and 20% increase in peak cefpodoxime plasma levels.

Nephrotoxic drugs: Although nephrotoxicity has not been noted when cefpodoxime proxetil was given alone, close monitoring of renal function is advised when cefpodoxime proxetil is administered concomitantly with compounds of known nephrotoxic potential.

Drug/Laboratory Test Interactions:

Cephalosporins, including cefpodoxime proxetil, are known to occasionally induce a positive direct Coombs' test.

Carcinogenesis, Mutagenesis, Impairment of Fertility:

Long-term animal carcinogenesis studies of cefpodoxime proxetil have not been performed. Mutagenesis studies of cefpodoxime, including the Ames test both with and without metabolic activation, the chromosome aberration test, the unscheduled DNA synthesis assay, mitotic recombination and gene conversion, the forward gene mutation assay and the *in vivo* micronucleus test, were all negative. No untoward effects on fertility or reproduction were noted when 100 mg/kg/day or less (2 times the human dose based on mg/m²) was administered orally to rats.

Pregnancy - Teratogenic Effects:

Pregnancy Category B

Cefpodoxime proxetil was neither teratogenic nor embryocidal when administered to rats during organogenesis at doses up to 100 mg/kg/day (2 times the human dose based on mg/m²) or to rabbits at doses up to 30 mg/kg/day (1 to 2 times the human dose based on mg/m²).

There are, however, no adequate and well-controlled studies of cefpodoxime proxetil use in pregnant women. Because animal reproduction studies are not always predictive of human response, this drug should be used during pregnancy only if clearly needed.

Labor and Delivery:

Cefpodoxime proxetil has not been studied for use during labor and delivery. Treatment should only be given if clearly needed.

Nursing Mothers:

Cefpodoxime is excreted in human milk. In a study of 3 lactating women, levels of cefpodoxime in human milk were 0%, 2% and 6% of concomitant serum levels at 4 hours following a 200 mg oral dose of cefpodoxime proxetil. At 6 hours post-dosing, levels were 0%, 9% and 16% of concomitant serum levels. Because of the potential for serious reactions in nursing infants, a decision should be made whether to discontinue nursing or to discontinue the drug, taking into account the importance of the drug to the mother.

Pediatric Use:

Safety and efficacy in infants less than 2 months of age have not been established.

Geriatric Use:

Of the 3338 patients in multiple-dose clinical studies of cefpodoxime proxetil film-coated tablets, 521 (16%) were 65 and over, while 214 (6%) were 75 and over. No overall differences in effectiveness or safety were observed between the elderly and younger patients. In healthy geriatric subjects with normal renal function, cefpodoxime half-life in plasma averaged 4.2 hours and urinary recovery averaged 21% after a 400 mg dose was given every 12 hours for 15 days. Other pharmacokinetic parameters were unchanged relative to those observed in healthy younger subjects.

Dose adjustment in elderly patients with normal renal function is not necessary.

ADVERSE REACTIONS

Clinical Trials:

In clinical trials using multiple doses of cefpodoxime proxetil granules for oral suspension, 2128 pediatric patients (93% of whom were less than 12 years of age) were treated with the recommended dosages of cefpodoxime (10 mg/kg/day Q 24 hours or divided Q 12 hours to a maximum equivalent adult dose). There were no deaths or permanent disabilities in any of the patients in these studies. Twenty-four patients (1.1%) discontinued medication due to adverse events thought possibly or probably

related to study drug. Primarily, these discontinuations were for gastrointestinal disturbances, usually diarrhea, vomiting, or rashes.

Adverse events thought possibly or probably related, or of unknown relationship to cefpodoxime proxetil for oral suspension in multiple dose clinical trials (N=2128 patients treated with cefpodoxime) were:

Incidence Greater Than 1%:

Diarrhea 6%

The incidence of diarrhea in infants and toddlers (age 1 month to 2 years) was 12.8%.

Diaper rash/Fungal skin rash 2% (includes moniliasis)

The incidence of diaper rash in infants and toddlers was 8.5%.

Other skin rashes 1.8%

Vomiting 2.3%

Incidence Less Than 1%:

Body: Localized abdominal pain, abdominal cramp, headache, monilia, generalized abdominal pain, asthenia, fever, fungal infection.

Digestive: Nausea, monilia, anorexia, dry mouth, stomatitis, pseudomembranous colitis.

Hemic & Lymphatic: Thrombocythemia, positive direct Coombs' test, eosinophilia, leukocytosis, leukopenia, prolonged partial thromboplastin time, thrombocytopenic purpura.

Metabolic & Nutritional: Increased SGPT.

Musculo-Skeletal: Myalgia.

Nervous: Hallucination, hyperkinesia, nervousness, somnolence.

Respiratory: Epistaxis, rhinitis.

Skin: Skin moniliasis, urticaria, fungal dermatitis, acne, exfoliative dermatitis, maculopapular rash.

Special Senses: Taste perversion.

Laboratory Changes

Significant laboratory changes that have been reported in adult and pediatric patients in clinical trials of cefpodoxime proxetil, without regard to drug relationship, were:

Hepatic: Transient increases in AST (SGOT), ALT (SGPT), GGT, alkaline phosphatase, bilirubin, and LDH.

Hematologic: Eosinophilia, leukocytosis, lymphocytosis, granulocytosis, basophilia, monocytosis, thrombocytosis, decreased hemoglobin, decreased hematocrit, leukopenia, neutropenia, lymphocytopenia, thrombocytopenia, thrombocythemia, positive Coombs' test, and prolonged PT, and PTT.

Serum Chemistry: Hyperglycemia, hypoglycemia, hypoalbuminemia, hypoproteinemia, hyperkalemia, and hyponatremia.

Renal: Increases in BUN and creatinine.

Most of these abnormalities were transient and not clinically significant.

Post-marketing Experience:

The following serious adverse experiences have been reported: allergic reactions including Stevens-Johnson syndrome, toxic epidermal necrolysis, erythema multiforme and serum sickness-like reactions, pseudomembranous colitis, bloody diarrhea with abdominal pain, ulcerative colitis, rectorrhagia with hypotension, anaphylactic shock, acute liver injury, *in utero* exposure with miscarriage, purpuric nephritis, pulmonary infiltrate with eosinophilia, and eyelid dermatitis. One death was attributed to pseudomembranous colitis and disseminated intravascular coagulation.

Cephalosporin Class Labeling:

In addition to the adverse reactions listed above which have been observed in patients treated with cefpodoxime proxetil, the following adverse reactions and altered laboratory tests have been reported for cephalosporin class antibiotics:

Adverse Reactions and Abnormal Laboratory Tests: Renal dysfunction, toxic nephropathy, hepatic dysfunction including cholestasis, aplastic anemia, hemolytic anemia, serum sickness-like reaction, hemorrhage, agranulocytosis, and pancytopenia.

Several cephalosporins have been implicated in triggering seizures, particularly in patients with renal impairment when the dosage was not reduced. (See **DOSAGE AND ADMINISTRATION** and **OVERDOSAGE**.) If seizures associated with drug therapy occur, the drug should be discontinued. Anticonvulsant therapy can be given if clinically indicated.

OVERDOSAGE

In acute rodent toxicity studies, a single 5 g/kg oral dose produced no adverse effects.

In the event of serious toxic reaction from overdosage, hemodialysis or peritoneal dialysis may aid in the removal of cefpodoxime from the body, particularly if renal function is compromised.

The toxic symptoms following an overdose of beta-lactam antibiotics may include nausea, vomiting, epigastric distress, and diarrhea.

DOSAGE AND ADMINISTRATION

(See INDICATIONS AND USAGE for indicated pathogens.)

Cefpodoxime proxetil for oral suspension may be given without regard to food. The recommended dosages, durations of treatment, and applicable patient populations are as described in the following chart:

Adults and Adolescents (age 12 years and older):

Type of Infection	Total Daily Dose	Dose Frequency	Duration
Pharyngitis and/or tonsillitis	200 mg	100 mg Q 12 hours	5 to 10 days
Acute community-acquired pneumonia	400 mg	200 mg Q 12 hours	14 days
Uncomplicated gonorrhoea (men and women) and rectal gonococcal infections (women)	200 mg	single dose	
Skin and skin structure	800 mg	400 mg Q 12 hours	7 to 14 days
Acute maxillary sinusitis	400 mg	200 mg Q 12 hours	10 days
Uncomplicated urinary tract infection	200 mg	100 mg Q 12 hours	7 days

Infants and Pediatric Patients (age 2 months through 12 years):

Type of Infection	Total Daily Dose	Dose Frequency	Duration
Acute otitis media	10 mg/kg/day (Max 400 mg/day)	5 mg/kg Q 12 h (Max 200 mg/dose)	5 days
Pharyngitis and/or tonsillitis	10 mg/kg/day (Max 200 mg/day)	5 mg/kg/dose Q 12 h (Max 100 mg/dose)	5 to 10 days
Acute maxillary sinusitis	10 mg/kg/day (Max 400 mg/day)	5 mg/kg Q 12 hours (Max 200 mg/dose)	10 days

Patients with Renal Dysfunction:

For patients with severe renal impairment (<30 mL/min creatinine clearance), the dosing intervals should be increased to Q 24 hours. In patients maintained on hemodialysis, the dose frequency should be 3 times/week after hemodialysis.

When only the serum creatinine level is available, the following formula (based on sex, weight, and age of the patient) may be used to estimate creatinine clearance (mL/min). For this estimate to be valid, the serum creatinine level should represent a steady state of renal function.

Males:
$$\frac{\text{Weight (kg)} \times (140 - \text{age})}{72 \times \text{serum creatinine (mg/100 mL)}} \text{ (mL/min)}$$

Females: 0.85 x above value
(mL/min)

Patients with Cirrhosis:

Cefpodoxime pharmacokinetics in cirrhotic patients (with or without ascites) are similar to those in healthy subjects. Dose adjustment is not necessary in this population.

Directions for use:

Before reconstitution, remove the desiccant capsule by pulling out two small rings, then discard.

Preparation of Suspension:

Constitution Directions For Oral Suspension		
Constituted Volume	Final Concentration	Directions
50 mL	50 mg per 5 mL	Suspend in a total of 31 mL of distilled water. Method: First, shake the bottle to loosen granules. Then add the water in two approximately equal portions, shaking vigorously after each aliquot of water.
75 mL	50 mg per 5 mL	Suspend in a total of 44 mL of distilled water. Method: First, shake the bottle to loosen granules. Then add the water in two approximately equal portions, shaking vigorously after each aliquot of water.
100 mL	50 mg per 5 mL	Suspend in a total of 57 mL of distilled water. Method: First, shake the bottle to loosen granules. Then add the water in two approximately equal portions, shaking vigorously after each aliquot of water.
50 mL	100 mg per 5 mL	Suspend in a total of 30 mL of distilled water. Method: First, shake the bottle to loosen granules. Then add the water in two approximately equal portions, shaking vigorously after each aliquot of water.
75 mL	100 mg per 5 mL	Suspend in a total of 43 mL of distilled water. Method: First, shake the bottle to loosen granules. Then add the water in two approximately equal portions, shaking vigorously after each aliquot of water.
100 mL	100 mg per 5 mL	Suspend in a total of 57 mL of distilled water. Method: First, shake the bottle to loosen granules. Then add the water in two approximately equal portions, shaking vigorously after each aliquot of water.

After mixing, the suspension should be stored in a refrigerator, 2° to 8°C (36° to 46°F). Shake well before using. Keep container tightly closed. The mixture may be used for 14 days. Discard unused portion after 14 days.

HOW SUPPLIED

Cefpodoxime Proxetil for Oral Suspension, USP provides the equivalent of 50 mg or 100 mg cefpodoxime per 5 mL suspension (when constituted as directed) and is available as off-white colored granular powder in the following sizes:

50 mg/5 mL

50-mL suspension	NDC 64980-402-50
100-mL suspension	NDC 64980-402-10

100 mg/5 mL

50-mL suspension	NDC 64980-403-50
100-mL suspension	NDC 64980-403-10

Store unsuspended granules at 20° to 25°C (68° to 77°F); excursions permitted to 15° to 30°C (59° to 86°F) [see USP Controlled Room Temperature].

Directions for mixing are included on the label. After mixing, suspension should be stored in a refrigerator, 2° to 8°C (36° to 46°F). Shake well before using. Keep container tightly closed. The mixture may be used for 14 days. Discard unused portion after 14 days.

CLINICAL TRIALS

Cystitis

In two double-blind, 2:1 randomized, comparative trials performed in adults in the United States, cefpodoxime proxetil was compared to other beta-lactam antibiotics. In these studies, the following bacterial eradication rates were obtained at 5 to 9 days after therapy:

Pathogen	Cefpodoxime	Comparator
<i>E. coli</i>	200/243 (82%)	99/123 (80%)
Other pathogens	34/42 (81%)	23/28 (82%)
<i>K. pneumoniae</i> <i>P. mirabilis</i> <i>S. saprophyticus</i>		
TOTAL	234/285 (82%)	122/151 (81%)

In these studies, clinical cure rates and bacterial eradication rates for cefpodoxime proxetil were comparable to the comparator agents; however, the clinical cure rates and bacteriologic eradication rates were lower than those observed with some other classes of approved agents for cystitis.

Acute Otitis Media Studies

In controlled studies of acute otitis media performed in the United States, where significant rates of beta-lactamase-producing organisms were found, cefpodoxime proxetil was compared to cefixime. In these studies, using very strict evaluability criteria

and microbiologic and clinical response criteria at the 4 to 21 day post-therapy follow-up, the following presumptive bacterial eradication/clinical success outcomes (cured and improved) were obtained.

	Cefpodoxime Proxetil	Cefixime
Pathogen	5 mg/kg Q 12 h x 5 d	
<i>S. pneumoniae</i>	88/122 (72%)	72/124 (58%)
<i>H. influenzae</i>	50/76 (66%)	61/81 (75%)
<i>M. catarrhalis</i>	22/39 (56%)	23/41 (56%)
<i>S. pyogenes</i>	20/25 (80%)	13/23 (57%)
Clinical success rate	171/254 (67%)	165/258 (64%)

Distributed by:

Rising Pharmaceuticals, Inc.
Saddle Brook, NJ 07663

Made in India

Code: TS/DRUGS/78/1996

Revised: 12/2018

PACKAGE LABEL-PRINCIPAL DISPLAY PANEL - 50 mg/5 mL (50 mL Bottle)

Rising® NDC 64980-402-50

**Cefpodoxime
Proxetil for Oral
Suspension, USP**

50 mg/5 mL*

**50 mL when
constituted**

Rx only

Rising® NDC 64980-402-50

Cefpodoxime Proxetil for Oral Suspension, USP

50 mg/5 mL*

50 mL when
constituted

Rx only

*Each 5 mL of suspension contains cefpodoxime proxetil USP equivalent to 50 mg cefpodoxime.

Usual Dosage: See package insert for Dosage and Administration.

Warning: Not for injection.

Store unconstituted granules at 20° to 25°C (68° to 77°F); excursions permitted to 15° to 30°C (59° to 86°F) [see USP Controlled Room Temperature]. Store constituted suspension in a refrigerator 2° to 8°C (36° to 46°F).

Directions for use: Before reconstitution, remove the desiccant capsule by pulling out two small rings, then discard.

Directions for mixing. Shake bottle to loosen granules. Add approximately 1/2 the total amount of distilled water required for constitution (total water = 31 mL). Shake vigorously to wet the granules. Add remaining water and shake vigorously.

Keep this and all drugs out of the reach of children.

Shake well before using. Keep container tightly closed. The mixture may be used for 14 days. Discard unused portion after 14 days.

Distributed by:
Rising Pharmaceuticals, Inc.
Saddle Brook, NJ 07663
Made in India
Code: TS/DRUGS/78/1996
Revised: 12/2018



P 1422475



Coding Area (dotted line not for printing)
45 x 19 mm

*Batch and Expiry will be printed during coding

PACKAGE LABEL-PRINCIPAL DISPLAY PANEL - 50 mg/5 mL Carton Label

Rising® NDC 64980-402-50

**Cefpodoxime
Proxetil for Oral
Suspension, USP**

50 mg/5 mL*

**50 mL when
constituted**

Rx only



PACKAGE LABEL-PRINCIPAL DISPLAY PANEL - 100 mg/5 mL (50 mL Bottle)

Rising® NDC 64980-403-50
Cefpodoxime
Proxetil for Oral
Suspension, USP
100 mg/5 mL*
50 mL when
constituted

Rx only

Rising® NDC 64980-403-50

Cefpodoxime Proxetil for Oral Suspension, USP

100 mg/5 mL*

50 mL when constituted

Rx only

*Each 5 mL of suspension contains cefpodoxime proxetil USP equivalent to 100 mg cefpodoxime.

Usual Dosage: See package insert for Dosage and Administration.

Warning: Not for injection.

Store unconstituted granules at 20° to 25°C (68° to 77°F); excursions permitted to 15° to 30°C (59° to 86°F) [see USP Controlled Room Temperature]. Store constituted suspension in a refrigerator 2° to 8°C (36° to 46°F).

Directions for use: Before reconstitution, remove the desiccant capsule by pulling out two small rings, then discard.

Directions for mixing. Shake bottle to loosen granules. Add approximately 1/2 the total amount of distilled water required for constitution (total water = 30 mL). Shake vigorously to wet the granules. Add remaining water and shake vigorously.


Keep this and all drugs out of the reach of children.

Shake well before using. Keep container tightly closed. The mixture may be used for 14 days. Discard unused portion after 14 days.

Distributed by:
Rising Pharmaceuticals, Inc.
Saddle Brook, NJ 07663

Made in India

Code: TS/DRUGS/78/1996
Revised: 12/2018



P 1422477



Coding Area (dotted line not for printing)
45 x 19 mm

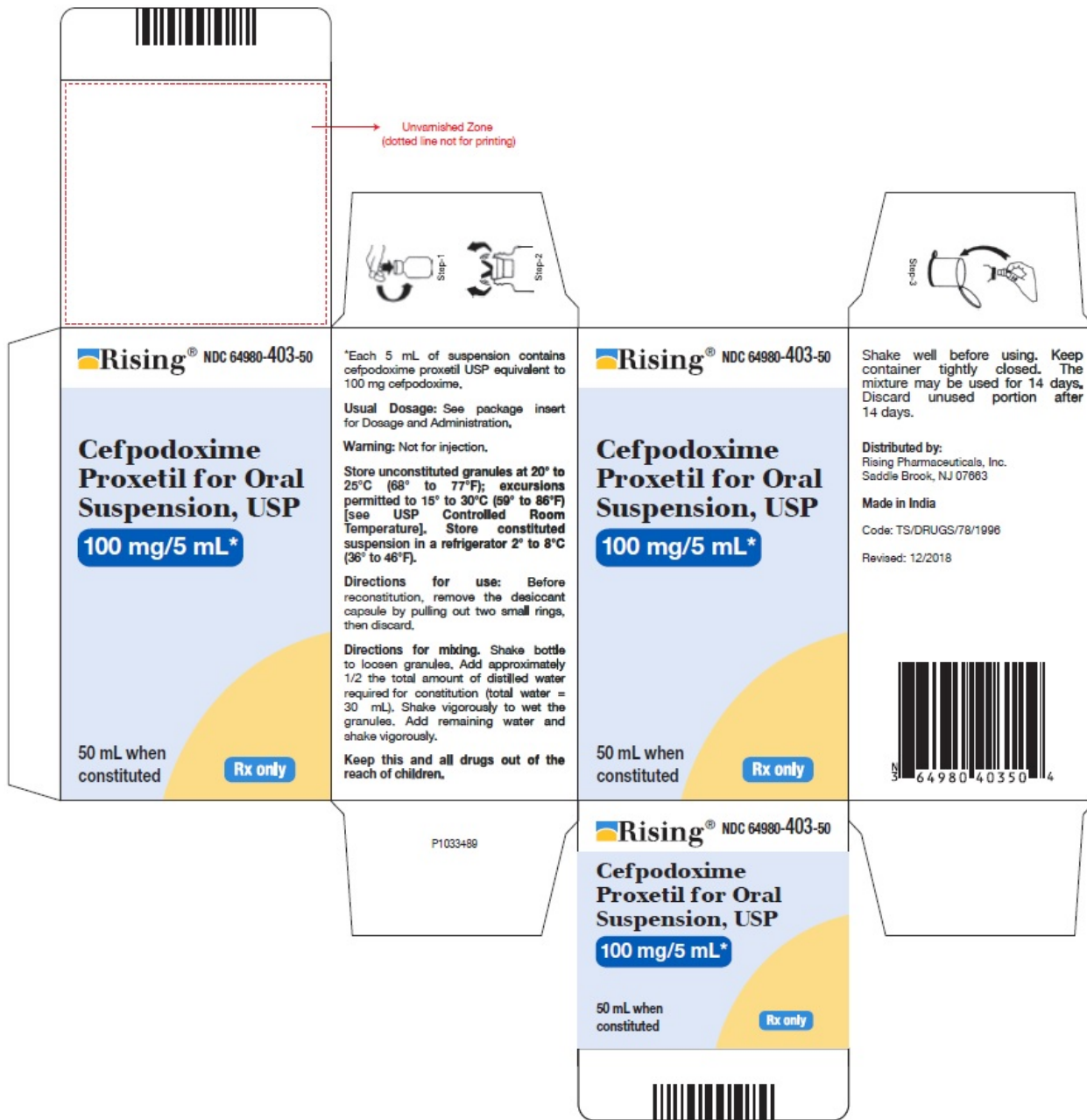
*Batch and Expiry will be printed during coding

PACKAGE LABEL-PRINCIPAL DISPLAY PANEL - 100 mg/5 mL Carton Label

Rising® NDC 64980-403-50

Cefpodoxime Proxetil for Oral Suspension, USP
100 mg/5 mL*
50 mL when constituted

Rx only



CEFPODOXIME PROXETIL

cefpodoxime proxetil granule, for suspension

Product Information

Product Type	HUMAN PRESCRIPTION DRUG	Item Code (Source)	NDC:64980-402
Route of Administration	ORAL		

Active Ingredient/Active Moiety

Ingredient Name	Basis of Strength	Strength
CEFPODOXIME PROXETIL (UNII: 2TB00A1Z7N) (CEFPODOXIME - UNII: 7R4F94TVGY)	CEFPODOXIME	50 mg in 5 mL

Inactive Ingredients				
Ingredient Name				Strength
LACTOSE MONOHYDRATE (UNII: EWQ57Q8I5X)				
STARCH, CORN (UNII: O8232NY35J)				
CROSCARMELOSE SODIUM (UNII: M28OL1HH48)				
FERRIC OXIDE YELLOW (UNII: EX438O2MRT)				
HYDROXYPROPYL CELLULOSE (1600000 WAMW) (UNII: RFW2ET671P)				
MICROCRYSTALLINE CELLULOSE (UNII: OP1R32D61U)				
CARBOXYMETHYLCELLULOSE SODIUM (UNII: K679OBS311)				
SILICON DIOXIDE (UNII: ETJ7Z6XBU4)				
ANHYDROUS CITRIC ACID (UNII: XF417D3PSL)				
TRISODIUM CITRATE DIHYDRATE (UNII: B22547B95K)				
SODIUM BENZOATE (UNII: OJ245FE5EU)				
SUCROSE (UNII: C151H8M554)				
Product Characteristics				
Color			Score	
Shape			Size	
Flavor	LEMON (Citron) , VANILLA (Vanille)		Imprint Code	
Contains				
Packaging				
#	Item Code	Package Description	Marketing Start Date	Marketing End Date
1	NDC:64980-402-50	1 in 1 CARTON	06/08/2007	
1		50 mL in 1 BOTTLE; Type 0: Not a Combination Product		
2	NDC:64980-402-10	1 in 1 CARTON	06/08/2007	
2		100 mL in 1 BOTTLE; Type 0: Not a Combination Product		
Marketing Information				
Marketing Category	Application Number or Monograph Citation	Marketing Start Date	Marketing End Date	
ANDA	ANDA065409	06/08/2007		

CEFPODOXIME PROXETIL				
cefepodoxime proxetil granule, for suspension				
Product Information				
Product Type	HUMAN PRESCRIPTION DRUG	Item Code (Source)	NDC:64980-403	
Route of Administration	ORAL			
Active Ingredient/Active Moiety				
Ingredient Name	Basis of Strength	Strength		
CEFPODOXIME PROXETIL (UNII: 2TB00A1Z7N) (CEFPODOXIME -	CEFPODOXIME	100 mg		

UNII: 7R4F94TVGY)	CEFFODOXIME	in 5 mL		
Inactive Ingredients				
Ingredient Name		Strength		
LACTOSE MONOHYDRATE (UNII: EWQ57Q8I5X)				
STARCH, CORN (UNII: O8232NY3SJ)				
CROSCARMELOSE SODIUM (UNII: M28OL1HH48)				
FERRIC OXIDE YELLOW (UNII: EX438O2MRT)				
HYDROXYPROPYL CELLULOSE (1600000 WAMW) (UNII: RFW2ET671P)				
MICROCRYSTALLINE CELLULOSE (UNII: OP1R32D61U)				
CARBOXYMETHYLCELLULOSE SODIUM (UNII: K679OBS311)				
SILICON DIOXIDE (UNII: ETJ7Z6XBU4)				
ANHYDROUS CITRIC ACID (UNII: XF417D3PSL)				
TRISODIUM CITRATE DIHYDRATE (UNII: B22547B95K)				
SODIUM BENZOATE (UNII: OJ245FE5EU)				
SUCROSE (UNII: C151H8M554)				
Product Characteristics				
Color		Score		
Shape		Size		
Flavor	LEMON (Citron) , VANILLA (Vanille)	Imprint Code		
Contains				
Packaging				
#	Item Code	Package Description	Marketing Start Date	Marketing End Date
1	NDC:64980-403-50	1 in 1 CARTON	06/08/2007	
1		50 mL in 1 BOTTLE; Type 0: Not a Combination Product		
2	NDC:64980-403-10	1 in 1 CARTON	06/08/2007	
2		100 mL in 1 BOTTLE; Type 0: Not a Combination Product		
Marketing Information				
Marketing Category	Application Number or Monograph Citation	Marketing Start Date	Marketing End Date	
ANDA	ANDA065409	06/08/2007		

Labeler - Rising Pharma Holdings, Inc. (116880195)

Registrant - Aurobindo Pharma Limited (650082092)

Establishment

Name	Address	ID/FEI	Business Operations
Aurobindo Pharma Limited		918917639	ANALYSIS(64980-402, 64980-403) , MANUFACTURE(64980-402, 64980-403)

