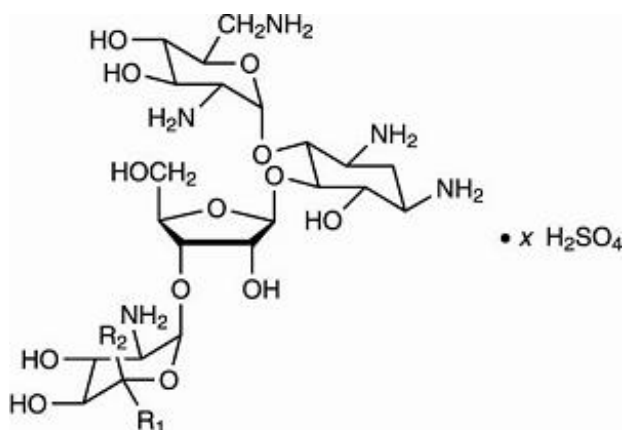


CORTISPORIN - neomycin sulfate, polymyxin b sulfate and hydrocortisone acetate cream
Physicians Total Care, Inc.

DESCRIPTION

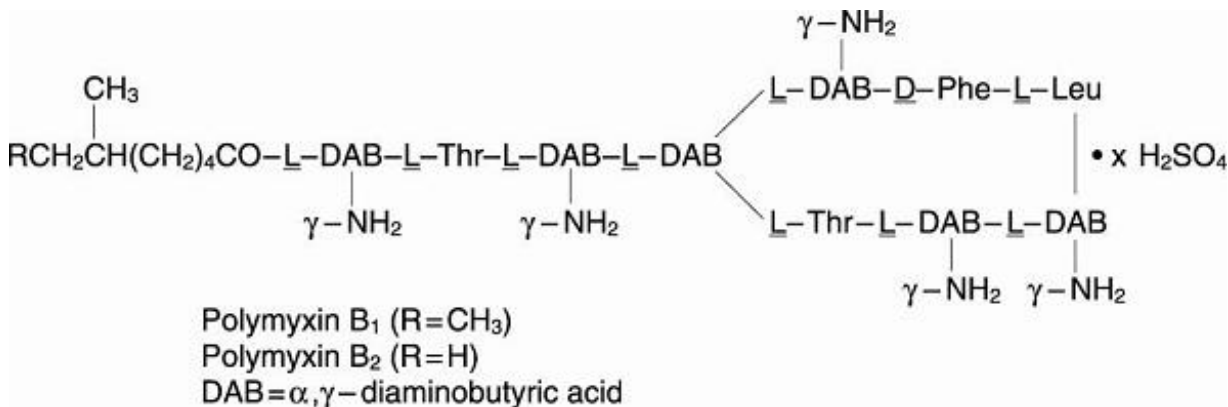
CORTISPORIN Cream (neomycin and polymyxin B sulfates and hydrocortisone acetate cream, USP) is a topical antibacterial cream. Each gram contains: neomycin sulfate equivalent to 3.5 mg neomycin base, polymyxin B sulfate equivalent to 10,000 polymyxin B units, and hydrocortisone acetate 5 mg (0.5%). The inactive ingredients are liquid petrolatum, white petrolatum, propylene glycol, polyoxyethylene polyoxypropylene compound, emulsifying wax, purified water, and 0.25% methylparaben added as a preservative. Sodium hydroxide or sulfuric acid may be added to adjust pH.

Neomycin sulfate is the sulfate salt of neomycin B and C, which are produced by the growth of *Streptomyces fradiae* Waksman (Fam. Streptomycetaceae). It has a potency equivalent of not less than 600µg of neomycin standard per mg, calculated on an anhydrous basis. The structural formulae are:

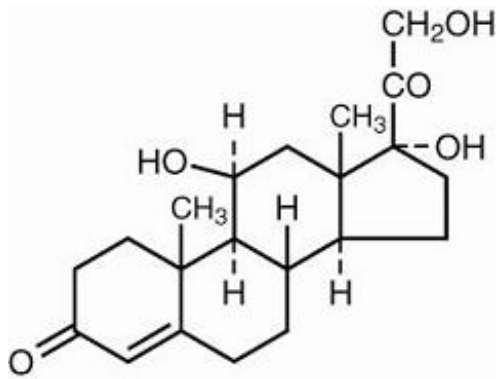


Neomycin B ($R_1=H, R_2=CH_2NH_2$)
 Neomycin C ($R_1=CH_2NH_2, R_2=H$)

Polymyxin B sulfate is the sulfate salt of polymyxin B₁ and B₂, which are produced by the growth of *Bacillus polymyxa* (Prazmowski) Migula (Fam. Bacillaceae). It has a potency of not less than 6,000 polymyxin B units per mg, calculated on an anhydrous basis. The structural formulae are:



Hydrocortisone acetate is the acetate ester of hydrocortisone, an anti-inflammatory hormone. Its chemical name is 21-(acetyloxy)- 11β,17-dihydroxypregn-4-ene-3,20-dione. Its structural formula is:



The base is a smooth vanishing cream with a pH of approximately 5.0.

CLINICAL PHARMACOLOGY

Corticoids suppress the inflammatory response to a variety of agents and they may delay healing. Since corticoids may inhibit the body's defense mechanism against infection, a concomitant antimicrobial drug may be used when this inhibition is considered to be clinically significant in a particular case.

The anti-infective components in the combination are included to provide action against specific organisms susceptible to them. Polymyxin B sulfate and neomycin sulfate together are considered active against the following microorganisms: *Staphylococcus aureus*, *Escherichia coli*, *Haemophilus influenzae*, *Klebsiella-Enterobacter* species, *Neisseria* species, and *Pseudomonas aeruginosa*. The product does not provide adequate coverage against *Serratia marcescens* and streptococci, including *Streptococcus pneumoniae*.

The relative potency of corticosteroids depends on the molecular structure, concentration, and release from the vehicle.

The acid pH helps restore normal cutaneous acidity. Owing to its excellent spreading and penetrating properties, the cream facilitates treatment of hairy and intertriginous areas. It may also be of value in selective cases where the lesions are moist.

INDICATIONS AND USAGE

For the treatment of corticosteroid-responsive dermatoses with secondary infection. It has not been demonstrated that this steroid-antibiotic combination provides greater benefit than the steroid component alone after 7 days of treatment (see WARNINGS).

CONTRAINDICATIONS

Not for use in the eyes or in the external ear canal if the eardrum is perforated. This product is contraindicated in tuberculous, fungal, or viral lesions of the skin (herpes simplex, vaccinia, and varicella). This product is contraindicated in those individuals who have shown hypersensitivity to any of its components.

WARNINGS

Because of the concern of nephrotoxicity and ototoxicity associated with neomycin, this combination should not be used over a wide area or for extended periods of time.

PRECAUTIONS

General

As with any antibacterial preparation, prolonged use may result in overgrowth of nonsusceptible

organisms, including fungi. Appropriate measures should be taken if this occurs. Use of steroids on infected areas should be supervised with care as anti-inflammatory steroids may encourage spread of infection. If this occurs, steroid therapy should be stopped and appropriate anti-bacterial drugs used. Generalized dermatological conditions may require systemic corticosteroid therapy.

Signs and symptoms of exogenous hyperadrenocorticism can occur with the use of topical corticosteroids, including adrenal suppression. Systemic absorption of topically applied steroids will be increased if extensive body surface areas are treated or if occlusive dressings are used. Under these circumstances, suitable precautions should be taken when long-term use is anticipated.

Specifically, sufficient percutaneous absorption of hydrocortisone can occur in pediatric patients during prolonged use to cause cessation of growth, as well as other systemic signs and symptoms of hyperadrenocorticism.

Information for Patients

If redness, irritation, swelling or pain persists or increases, discontinue use and notify physician. Do not use in the eyes.

Laboratory Tests

Systemic effects of excessive levels of hydrocortisone may include a reduction in the number of circulating eosinophils and a decrease in urinary excretion of 17-hydroxycorticosteroids.

Carcinogenesis, Mutagenesis, Impairment of Fertility

Longterm studies in animals (rats, rabbits, mice) showed no evidence of carcinogenicity attributable to oral administration of corticosteroids.

Pregnancy *Teratogenic Effects*

Pregnancy Category C. Corticosteroids have been shown to be teratogenic in rabbits when applied topically at concentrations of 0.5% on days 6 to 18 of gestation and in mice when applied topically at a concentration of 15% on days 10 to 13 of gestation. There are no adequate and well-controlled studies in pregnant women. Corticosteroids should be used during pregnancy only if the potential benefit justifies the potential risk to the fetus.

Nursing Mothers

Hydrocortisone acetate appears in human milk following oral administration of the drug. Since systemic absorption of hydrocortisone may occur when applied topically, caution should be exercised when CORTISPORIN Cream is used by a nursing woman.

Geriatric Use

Clinical studies of Cortisporin Cream did not include sufficient numbers of subjects aged 65 and over to determine whether they respond differently from younger subjects. Other reported clinical experience has not identified differences in responses between the elderly and younger patients. In general, dose selection for an elderly patient should be cautious, usually starting at the low end of the dosing range, reflecting the greater frequency of decreased hepatic, renal, or cardiac function, and of concomitant disease or other drug therapy.

Pediatric Use

Safety and effectiveness in pediatric patients have not been established (see PRECAUTIONS: General).

ADVERSE REACTIONS

Neomycin occasionally causes skin sensitization. Ototoxicity and nephrotoxicity have also been reported (see WARNINGS). Adverse reactions have occurred with topical use of antibiotic combinations including neomycin and polymyxin B. Exact incidence figures are not available since no denominator of treated patients is available. The reaction occurring most often is allergic sensitization. In one clinical study, using a 20% neomycin patch, neomycin-induced allergic skin reactions occurred in two of 2,175 (0.09%) individuals in the general population.¹ In another study, the incidence was found to be approximately 1%.²

The following local adverse reactions have been reported with topical corticosteroids, especially under occlusive dressings: burning, itching, irritation, dryness, folliculitis, hypertrichosis, acneiform eruptions, hypopigmentation, perioral dermatitis, allergic contact dermatitis, maceration of the skin, secondary infection, skin atrophy, striae, and miliaria.

When steroid preparations are used for long periods of time in intertriginous areas or over extensive body areas, with or without occlusive non-permeable dressings, striae may occur; also there exists the possibility of systemic side effects when steroid preparations are used over large areas or for a long period of time.

DOSAGE AND ADMINISTRATION

A small quantity of the cream should be applied 2 to 4 times daily, as required. The cream should, if conditions permit, be gently rubbed into the affected areas.

HOW SUPPLIED

Tube of 7.5 g (NDC 54868-1531-1).

Store at 15° to 25°C (59° to 77°F).

References

1. Leyden JJ, Kligman AM. Contact dermatitis to neomycin sulfate. *JAMA*. 1979;242:1276-1278.
2. Prystowsky SD, Allen AM, Smith RW, et al. Allergic contact hypersensitivity to nickel, neomycin, ethylenediamine, and benzocaine. *Arch Dermatol*. 1979;115:959-962.

Prescribing Information as of November 2003.

Distributed by: Monarch Pharmaceuticals, Inc., Bristol, TN 37620

(A wholly owned subsidiary of King Pharmaceuticals, Inc.)

Manufactured by: King Pharmaceuticals, Inc., Bristol, TN 37620

Relabeling of "Additional Barcode" label by:

Physicians Total Care, Inc.

Tulsa, OK 74146

PRINCIPAL DISPLAY PANEL

CORTISPORIN Cream (neomycin and polymyxin B sulfates and hydrocortisone acetate cream, USP)

DIST. BY: PHYSICIANS TOTAL CARE

TULSA, OK 74146

NDC 54868-1531-1 7.500 GM

CORTISPORIN CREAM 7.5GM

LOT # 0000 EXP. DATE 01/60

MFG. BY: KING PHARMACEUTICALS, INC.

BRISTOL TN 37620



15310080000

CORTISPORIN

neomycin sulfate, polymyxin b sulfate and hydrocortisone acetate cream

Product Information

Product Type	HUMAN PRESCRIPTION DRUG	Item Code (Source)	NDC:54868-1531(NDC:61570-032-75)
Route of Administration	TOPICAL		

Active Ingredient/Active Moiety

Ingredient Name	Basis of Strength	Strength
NEOMYCIN SULFATE (UNII: 057Y626693) (NEOMYCIN - UNII:I16QD7X297)	NEOMYCIN SULFATE	3.5 mg in 1 g
POLYMYXIN B SULFATE (UNII: 19371312D4) (POLYMYXIN B - UNII:J2VZ07J96K)	POLYMYXIN B SULFATE	10000 U in 1 g
HYDROCORTISONE ACETATE (UNII: 3X7931PO74) (HYDROCORTISONE - UNII:WI4X0X7BPJ)	HYDROCORTISONE ACETATE	5 mg in 1 g

Inactive Ingredients

Ingredient Name	Strength
LIGHT MINERAL OIL (UNII: N6K5787QVP)	
PETROLATUM (UNII: 4T6H12BN9U)	
METHYL PARABEN (UNII: A2I8C7HI9T)	
PROPYLENE GLYCOL (UNII: 6DC9Q167V3)	
WATER (UNII: 059QF0KO0R)	

Packaging

#	Item Code	Package Description	Marketing Start Date	Marketing End Date
1	NDC:54868-1531-1	1 in 1 CARTON		
1		7.5 g in 1 TUBE		

Marketing Information

Marketing Category	Application Number or Monograph Citation	Marketing Start Date	Marketing End Date
NDA	NDA050218	07/19/1994	

Labeler - Physicians Total Care, Inc. (194123980)

Establishment

Name	Address	ID/FEI	Business Operations
Physicians Total Care, Inc.		194123980	relabel

Revised: 12/2010

Physicians Total Care, Inc.