

HYDROXYPROGESTERONE CAPROATE- hydroxyprogesterone caproate injection

American Regent, Inc.

HIGHLIGHTS OF PRESCRIBING INFORMATION

These highlights do not include all the information needed to use HYDROXYPROGESTERONE CAPROATE INJECTION safely and effectively. See full prescribing information for HYDROXYPROGESTERONE CAPROATE INJECTION.

HYDROXYPROGESTERONE CAPROATE injection, for intramuscular use.

Initial U.S. Approval: 1956

----- INDICATIONS AND USAGE -----

Hydroxyprogesterone caproate injection is a progestin indicated to reduce the risk of preterm birth in women with a singleton pregnancy who have a history of singleton spontaneous preterm birth (1). The effectiveness of hydroxyprogesterone caproate injection is based on improvement in the proportion of women who delivered < 37 weeks of gestation (14). There are no controlled trials demonstrating a direct clinical benefit, such as improvement in neonatal mortality and morbidity.

Limitation of use: Hydroxyprogesterone caproate injection is not intended for use in women with multiple gestations or other risk factors for preterm birth.(1)

----- DOSAGE AND ADMINISTRATION -----

- Administer intramuscularly at a dose of 250 mg (1 mL) once weekly, in the upper outer quadrant of the gluteus maximus (2.1)
- Begin treatment between 16 weeks, 0 days and 20 weeks, 6 days of gestation
- Continue administration once weekly until week 37 (through 36 weeks, 6 days) of gestation or delivery, whichever occurs first (2.1)

----- DOSAGE FORMS AND STRENGTHS -----

1 mL single-dose vial for intramuscular use contains 250 mg of hydroxyprogesterone caproate. (3)

----- CONTRAINDICATIONS -----

- Current or history of thrombosis or thromboembolic disorders (4)
- Known or suspected breast cancer, other hormone-sensitive cancer, or history of these conditions (4)
- Undiagnosed abnormal vaginal bleeding unrelated to pregnancy (4)
- Cholestatic jaundice of pregnancy (4)
- Liver tumors, benign or malignant, or active liver disease (4)
- Uncontrolled hypertension (4)

----- WARNINGS AND PRECAUTIONS -----

- Thromboembolic disorders: Discontinue if thrombosis or thromboembolism occurs (5.1)
- Allergic reactions: Consider discontinuing if allergic reactions occur (5.2)
- Decreased glucose tolerance: Monitor prediabetic and diabetic women receiving hydroxyprogesterone caproate injection (5.3)
- Fluid retention: Monitor women with conditions that may be affected by fluid retention, such as preeclampsia, epilepsy, cardiac or renal dysfunction (5.4)
- Depression: Monitor women with a history of clinical depression; discontinue hydroxyprogesterone caproate injection if depression recurs (5.5)

----- ADVERSE REACTIONS -----

In a study where the hydroxyprogesterone caproate intramuscular injection was compared with placebo, the most common adverse reactions reported with hydroxyprogesterone caproate intramuscular injection (reported incidence in ≥2% of subjects and higher than in the control group) were: injection site reactions (pain [35%], swelling [17%], pruritus [6%], nodule [5%]), urticaria (12%), pruritus (8%), nausea (6%), and diarrhea (2%). (6.1)

(6)
To report SUSPECTED ADVERSE REACTIONS, contact American Regent at 1-800-734-9236 or FDA at 1-800-FDA-1088 or www.fda.gov/medwatch. (6)

See 17 for PATIENT COUNSELING INFORMATION.

Revised: 1/2019

FULL PRESCRIBING INFORMATION: CONTENTS*

1 INDICATIONS AND USAGE

2 DOSAGE AND ADMINISTRATION

2.1 Dosing

2.2 Preparation and Administration

3 DOSAGE FORMS AND STRENGTHS

4 CONTRAINDICATIONS

5 WARNINGS AND PRECAUTIONS

5.1 Thromboembolic Disorders

5.2 Allergic Reactions

5.3 Decrease in Glucose Tolerance

5.4 Fluid Retention

5.5 Depression

5.6 Jaundice

5.7 Hypertension

6 ADVERSE REACTIONS

6.1 Clinical Trials Experience

6.2 Postmarketing Experience

7 DRUG INTERACTIONS

8 USE IN SPECIFIC POPULATIONS

8.1 Pregnancy

8.2 Lactation

8.4 Pediatric Use

8.6 Hepatic Impairment

10 OVERDOSAGE

11 DESCRIPTION

12 CLINICAL PHARMACOLOGY

12.1 Mechanism of Action

12.2 Pharmacodynamics

12.3 Pharmacokinetics

13 NONCLINICAL TOXICOLOGY

13.1 Carcinogenesis and Mutagenesis and Impairment of Fertility

14 CLINICAL STUDIES

14.1 Clinical Trial to Evaluate Reduction of Risk of Preterm Birth

14.2 Infant Follow-Up Safety Study

16 HOW SUPPLIED

17 PATIENT COUNSELING INFORMATION

* Sections or subsections omitted from the full prescribing information are not listed.

FULL PRESCRIBING INFORMATION

1 INDICATIONS AND USAGE

Hydroxyprogesterone caproate injection is a progestin indicated to reduce the risk of preterm birth in women with a singleton pregnancy who have a history of singleton spontaneous preterm birth. The effectiveness of hydroxyprogesterone caproate injection is based on improvement in the proportion of women who delivered < 37 weeks of gestation. There are no controlled trials demonstrating a direct clinical benefit, such as improvement in neonatal mortality and morbidity.

Limitation of use: While there are many risk factors for preterm birth, safety and efficacy of hydroxyprogesterone caproate injection has been demonstrated only in women with a prior spontaneous singleton preterm birth. **It is not intended for use in women with multiple gestations or other risk factors for preterm birth.**

2 DOSAGE AND ADMINISTRATION

Hydroxyprogesterone caproate injection is a progestin indicated to reduce the risk of preterm birth in women with a singleton pregnancy who have a history of singleton spontaneous preterm birth. The effectiveness of hydroxyprogesterone caproate injection is based on improvement in the proportion of women who delivered < 37 weeks of gestation. There are no controlled trials demonstrating a direct clinical benefit, such as improvement in neonatal mortality and morbidity.

Limitation of use: While there are many risk factors for preterm birth, safety and efficacy of hydroxyprogesterone caproate injection has been demonstrated only in women with a prior spontaneous singleton preterm birth. **It is not intended for use in women with multiple gestations or other risk factors for preterm birth.**

2.1 Dosing

- Administer **intramuscularly** at a dose of 250 mg (1 mL) once weekly (every 7 days) in the upper outer quadrant of the gluteus maximus by a healthcare provider
- Begin treatment between 16 weeks, 0 days and 20 weeks, 6 days of gestation
- Continue administration once weekly until week 37 (through 36 weeks, 6 days) of gestation or delivery, whichever occurs first

2.2 Preparation and Administration

Parenteral drug products should be inspected visually for particulate matter and discoloration prior to administration, whenever solution and container permit. Hydroxyprogesterone caproate injection is a clear, yellow solution. The solution must be clear at the time of use; replace vial if visible particles or crystals are present.

Hydroxyprogesterone caproate injection single-dose vials are only for intramuscular injection with a syringe into the upper outer quadrant of the gluteus maximus, rotating the injection site to the alternate side from the previous week, using the following preparation and administration procedure:

1. Clean the vial top with an alcohol swab before use.
2. Draw up 1 mL of drug into a 3 mL syringe with an 18 gauge needle.
3. Change the needle to a 21 gauge 1½ inch needle.
4. After preparing the skin, inject in the upper outer quadrant of the gluteus maximus. The solution is viscous and oily. Slow injection (over one minute or longer) is recommended.
5. Applying pressure to the injection site may minimize bruising and swelling.

3 DOSAGE FORMS AND STRENGTHS

Intramuscular injection: 250 mg/mL clear yellow solution in single-dose vials.

4 CONTRAINDICATIONS

Do not use hydroxyprogesterone caproate injection in women with any of the following conditions:

- Current or history of thrombosis or thromboembolic disorders
- Known or suspected breast cancer, other hormone-sensitive cancer, or history of these conditions

- Undiagnosed abnormal vaginal bleeding unrelated to pregnancy
- Cholestatic jaundice of pregnancy
- Liver tumors, benign or malignant, or active liver disease
- Uncontrolled hypertension

5 WARNINGS AND PRECAUTIONS

Do not use hydroxyprogesterone caproate injection in women with any of the following conditions:

- Current or history of thrombosis or thromboembolic disorders
- Known or suspected breast cancer, other hormone-sensitive cancer, or history of these conditions
- Undiagnosed abnormal vaginal bleeding unrelated to pregnancy
- Cholestatic jaundice of pregnancy
- Liver tumors, benign or malignant, or active liver disease
- Uncontrolled hypertension

5.1 Thromboembolic Disorders

Discontinue hydroxyprogesterone caproate injection if an arterial or deep venous thrombotic or thromboembolic event occurs.

5.2 Allergic Reactions

Allergic reactions, including urticaria, pruritus and angioedema, have been reported with use of hydroxyprogesterone caproate injection or with other products containing castor oil. Consider discontinuing the drug if such reactions occur.

5.3 Decrease in Glucose Tolerance

A decrease in glucose tolerance has been observed in some patients on progestin treatment. The mechanism of this decrease is not known. Carefully monitor prediabetic and diabetic women while they are receiving hydroxyprogesterone caproate injection.

5.4 Fluid Retention

Because progestational drugs may cause some degree of fluid retention, carefully monitor women with conditions that might be influenced by this effect (e.g., preeclampsia, epilepsy, migraine, asthma, cardiac or renal dysfunction).

5.5 Depression

Monitor women who have a history of clinical depression and discontinue hydroxyprogesterone caproate injection if clinical depression recurs.

5.6 Jaundice

Carefully monitor women who develop jaundice while receiving hydroxyprogesterone caproate injection and consider whether the benefit of use warrants continuation.

5.7 Hypertension

Carefully monitor women who develop hypertension while receiving hydroxyprogesterone caproate injection and consider whether the benefit of use warrants continuation.

6 ADVERSE REACTIONS

For the most serious adverse reactions to the use of progestins, see *Warnings and Precautions (5)*.

6.1 Clinical Trials Experience

Because clinical trials are conducted under widely varying conditions, adverse reaction rates observed in the clinical trials of a drug cannot be directly compared to the rates in the clinical trials of another drug and may not reflect the rates observed in practice.

In a vehicle (placebo)-controlled clinical trial of 463 pregnant women at risk for spontaneous preterm delivery based on obstetrical history, 310 received 250 mg of hydroxyprogesterone caproate injection and 153 received a vehicle formulation containing no drug by a weekly intramuscular injection beginning at 16 to 20 weeks of gestation and continuing until 37 weeks of gestation or delivery, whichever occurred first. [See *Clinical Studies* (14.1).]

Certain pregnancy-related fetal and maternal complications or events were numerically increased in the hydroxyprogesterone caproate injection-treated subjects as compared to control subjects, including miscarriage and stillbirth, admission for preterm labor, preeclampsia or gestational hypertension, gestational diabetes, and oligohydramnios (Tables 1 and 2).

Table 1 Selected Fetal Complications

Pregnancy Complication	Hydroxyprogesterone Caproate Injection n/N	Control n/N
Miscarriage (< 20 weeks) ¹	5/209	0/107
Stillbirth (≥ 20 weeks) ²	6/305	2/153

¹ N = Total number of subjects enrolled prior to 20 weeks 0 days

² N = Total number of subjects at risk ≥ 20 weeks

Table 2 Selected Maternal Complications

Pregnancy Complication	Hydroxyprogesterone Caproate Injection N=310 %	Control N=153 %
Admission for preterm labor ¹	16.0	13.8
Preeclampsia or gestational hypertension	8.8	4.6
Gestational diabetes	5.6	4.6
Oligohydramnios	3.6	1.3

¹ Other than delivery admission.

Common Adverse Reactions:

The most common adverse reaction with intramuscular injection was injection site pain, which was reported after at least one injection by 34.8% of the hydroxyprogesterone caproate injection group and 32.7% of the control group. Table 3 lists adverse reactions that occurred in ≥ 2% of subjects and at a higher rate in the hydroxyprogesterone caproate injection group than in the control group.

Table 3 Adverse Reactions Occurring in ≥ 2% of Hydroxyprogesterone Caproate Injection-Treated Subjects and at a Higher Rate than Control Subjects

Preferred Term	Hydroxyprogesterone Caproate Injection N=310 %	Control N=153 %
-----------------------	---	--------------------------------

Injection site pain	34.8	32.7
Injection site swelling	17.1	7.8
Urticaria	12.3	11.1
Pruritus	7.7	5.9
Injection site pruritus	5.8	3.3
Nausea	5.8	4.6
Injection site nodule	4.5	2.0
Diarrhea	2.3	0.7

In the clinical trial using intramuscular injection, 2.2% of subjects receiving hydroxyprogesterone caproate injection were reported as discontinuing therapy due to adverse reactions compared to 2.6% of control subjects. The most common adverse reactions that led to discontinuation in both groups were urticaria and injection site pain/swelling (1% each).

Pulmonary embolus in one subject and injection site cellulitis in another subject were reported as serious adverse reactions in hydroxyprogesterone caproate injection-treated subjects.

6.2 Postmarketing Experience

The following adverse reactions have been identified during postapproval use of hydroxyprogesterone caproate injection. Because these reactions are reported voluntarily from a population of uncertain size, it is not always possible to reliably estimate their frequency or establish a causal relationship to drug exposure.

- *Body as a whole*: Local injection site reactions (including erythema, urticaria, rash, irritation, hypersensitivity, warmth); fatigue; fever; hot flashes/flushes
- *Digestive disorders*: Vomiting
- *Infections*: Urinary tract infection
- *Nervous system disorders*: Headache, dizziness
- *Pregnancy, puerperium and perinatal conditions*: Cervical incompetence, premature rupture of membranes
- *Reproductive system and breast disorders*: Cervical dilation, shortened cervix
- *Respiratory disorders*: Dyspnea, chest discomfort
- *Skin*: Rash

7 DRUG INTERACTIONS

In vitro drug-drug interaction studies were conducted with hydroxyprogesterone caproate injection. Hydroxyprogesterone caproate has minimal potential for CYP1A2, CYP2A6, and CYP2B6 related drug-drug interactions at the clinically relevant concentrations. *In vitro* data indicated that therapeutic concentration of hydroxyprogesterone caproate is not likely to inhibit the activity of CYP2C8, CYP2C9, CYP2C19, CYP2D6, CYP2E1, and CYP3A4 [See *Clinical Pharmacology* (12.3).] No *in vivo* drug-drug interaction studies were conducted with hydroxyprogesterone caproate injection.

8 USE IN SPECIFIC POPULATIONS

8.1 Pregnancy

Risk Summary

Hydroxyprogesterone caproate injection is indicated to reduce the risk of preterm birth in women with a singleton pregnancy who have a history of singleton spontaneous preterm birth. Fetal, neonatal, and maternal risks are discussed throughout labeling. Data from the placebo-controlled clinical trial and the infant follow-up safety study [see *Clinical Studies (14.1, 14.2)*] did not show a difference in adverse developmental outcomes between children of hydroxyprogesterone caproate injection-treated women and children of control subjects. However, these data are insufficient to determine a drug-associated risk of adverse developmental outcomes as none of the hydroxyprogesterone caproate injection-treated women received the drug during the first trimester of pregnancy. In animal reproduction studies, intramuscular administration of hydroxyprogesterone caproate to pregnant rats during gestation at doses 5 times the human dose equivalent based on a 60-kg human was not associated with adverse developmental outcomes.

In the U.S. general population, the estimated background risk of major birth defects and miscarriage in clinically recognized pregnancies is 2% to 4% and 15% to 20%, respectively.

Data

Animal Data

Reproduction studies of hydroxyprogesterone caproate administered to various animal species have been reported in the literature. In nonhuman primates, embryoletality was reported in rhesus monkeys administered hydroxyprogesterone caproate up to 2.4 and 24 times the human dose equivalent, but not in cynomolgus monkeys administered hydroxyprogesterone caproate at doses up to 2.4 times the human dose equivalent, every 7 days between days 20 and 146 of gestation. There were no teratogenic effects in either strain of monkey.

Reproduction studies have been performed in mice and rats at doses up to 95 and 5, respectively, times the human dose and have revealed no evidence of impaired fertility or harm to the fetus due to hydroxyprogesterone caproate.

8.2 Lactation

Risk Summary

Low levels of progestins are present in human milk with the use of progestin-containing products, including hydroxyprogesterone caproate. Published studies have reported no adverse effects of progestins on the breastfed child or on milk production.

8.4 Pediatric Use

Hydroxyprogesterone caproate injection is not indicated for use in women under 16 years of age. Safety and effectiveness in patients less than 16 years of age have not been established. A small number of women under age 18 years were studied; safety and efficacy are expected to be the same in women aged 16 years and above as for users 18 years and older [see *Clinical Studies (14)*].

8.6 Hepatic Impairment

No studies have been conducted to examine the pharmacokinetics of hydroxyprogesterone caproate injection in patients with hepatic impairment. Hydroxyprogesterone caproate injection is extensively metabolized and hepatic impairment may reduce the elimination of hydroxyprogesterone caproate injection.

10 OVERDOSAGE

There have been no reports of adverse events associated with overdosage of hydroxyprogesterone

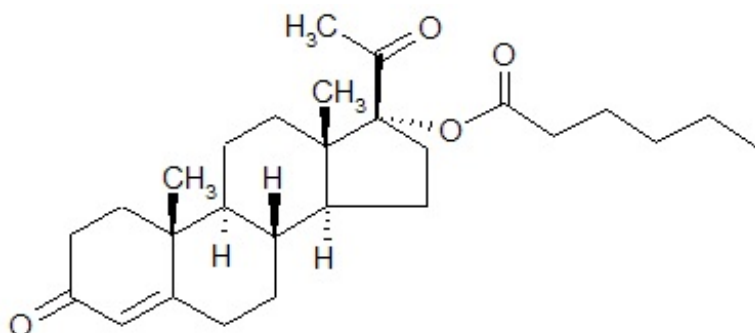
caproate injection in clinical trials. In the case of overdose, the patient should be treated symptomatically.

11 DESCRIPTION

The active pharmaceutical ingredient in hydroxyprogesterone caproate injection is hydroxyprogesterone caproate, a progestin.

The chemical name for hydroxyprogesterone caproate is pregn-4-ene-3,20-dione, 17[(1-oxohexyl)oxy]. It has an empirical formula of $C_{27}H_{40}O_4$ and a molecular weight of 428.60. Hydroxyprogesterone caproate exists as white to practically white crystals or powder with a melting point of 120°C to 124°C.

The structural formula is:



Hydroxyprogesterone caproate injection is a clear, yellow, sterile, non-pyrogenic solution for intramuscular injection. Each 1 mL single-dose vial contains hydroxyprogesterone caproate, 250 mg/mL (25% w/v), in a preservative-free solution containing castor oil (30.6% v/v) and benzyl benzoate (46% v/v).

12 CLINICAL PHARMACOLOGY

12.1 Mechanism of Action

Hydroxyprogesterone caproate is a synthetic progestin. The mechanism by which hydroxyprogesterone caproate reduces the risk of recurrent preterm birth is not known.

12.2 Pharmacodynamics

No specific pharmacodynamic studies were conducted with hydroxyprogesterone caproate injection.

12.3 Pharmacokinetics

Absorption: Female patients with a singleton pregnancy received intramuscular doses of 250 mg hydroxyprogesterone caproate for the reduction of preterm birth starting between 16 weeks 0 days and 20 weeks 6 days. All patients had blood drawn daily for 7 days to evaluate pharmacokinetics.

Table 4 Summary of Mean (Standard Deviation) Pharmacokinetics Parameters for Hydroxyprogesterone Caproate

Group (N)	C_{max} (ng/mL)	T_{max} (days) ^a	AUC _(1 to t) ^b (ng•hr/mL)
Group 1 (N=6)	5.0 (1.5)	5.5 (2.0 to 7.0)	571.4 (195.2)

Group 2 (N=8)	12.5 (3.9)	1.0 (0.9 to 1.9)	1269.6 (285.0)
Group 3 (N=11)	12.3 (4.9)	2.0 (1.0 to 3.0)	1268.0 (511.6)

Blood was drawn daily for 7 days (1) starting 24 hours after the first dose between Weeks 16 to 20 (Group 1), (2) after a dose between Weeks 24 to 28 (Group 2), or (3) after a dose between Weeks 32 to 36 (Group 3)

^aReported as median (range)

^b_t = 7 days

For all three groups, peak concentration (C_{max}) and area under the curve ($AUC_{(1 \text{ to } 7 \text{ days})}$) of the mono-hydroxylated metabolites were approximately 3 to 8-fold lower than the respective parameters for the parent drug, hydroxyprogesterone caproate. While di-hydroxylated and tri-hydroxylated metabolites were also detected in human plasma to a lesser extent, no meaningful quantitative results could be derived due to the absence of reference standards for these multiple hydroxylated metabolites. The relative activity and significance of these metabolites are not known.

The elimination half-life of hydroxyprogesterone caproate, as evaluated from 4 patients in the study who reached full-term in their pregnancies, was 16.4 (± 3.6) days. The elimination half-life of the mono-hydroxylated metabolites was 19.7 (± 6.2) days.

In a single-dose, open-label, randomized, parallel design bioavailability study in 120 healthy post-menopausal women, comparable systemic exposure of hydroxyprogesterone caproate was seen when hydroxyprogesterone caproate injection was dosed intramuscularly (1 mL) in the upper outer quadrant of the gluteus maximus.

Distribution: Hydroxyprogesterone caproate binds extensively to plasma proteins including albumin and corticosteroid binding globulins.

Metabolism: *In vitro* studies have shown that hydroxyprogesterone caproate can be metabolized by human hepatocytes, both by phase I and phase II reactions. Hydroxyprogesterone caproate undergoes extensive reduction, hydroxylation and conjugation. The conjugated metabolites include sulfated, glucuronidated and acetylated products. *In vitro* data indicate that the metabolism of hydroxyprogesterone caproate is predominantly mediated by CYP3A4 and CYP3A5. The *in vitro* data indicate that the caproate group is retained during metabolism of hydroxyprogesterone caproate.

Excretion: Both conjugated metabolites and free steroids are excreted in the urine and feces, with the conjugated metabolites being prominent. Following intramuscular administration to pregnant women at 10 to 12 weeks gestation, approximately 50% of a dose was recovered in the feces and approximately 30% recovered in the urine.

Drug Interactions

Cytochrome P450 (CYP) enzymes: An *in vitro* inhibition study using human liver microsomes and CYP isoform-selective substrates indicated that hydroxyprogesterone caproate increased the metabolic rate of CYP1A2, CYP2A6, and CYP2B6 by approximately 80%, 150%, and 80%, respectively. However, in another *in vitro* study using human hepatocytes under conditions where the prototypical inducers or inhibitors caused the anticipated increases or decreases in CYP enzyme activities, hydroxyprogesterone caproate did not induce or inhibit CYP1A2, CYP2A6, or CYP2B6 activity. Overall, the findings indicate that hydroxyprogesterone caproate has minimal potential for CYP1A2, CYP2A6, and CYP2B6 related drug-drug interactions at the clinically relevant concentrations.

In vitro data indicated that therapeutic concentration of hydroxyprogesterone caproate is not likely to inhibit the activity of CYP2C8, CYP2C9, CYP2C19, CYP2D6, CYP2E1, and CYP3A4.

13 NONCLINICAL TOXICOLOGY

13.1 Carcinogenesis and Mutagenesis and Impairment of Fertility

Hydroxyprogesterone caproate has not been adequately evaluated for carcinogenicity.

No reproductive or developmental toxicity or impaired fertility was observed in a multigenerational study in rats. Hydroxyprogesterone caproate administered intramuscularly, at gestational exposures up to 5 times the recommended human dose, had no adverse effects on the parental (F₀) dams, their developing offspring (F₁), or the latter offspring's ability to produce a viable, normal second (F₂) generation.

14 CLINICAL STUDIES

14.1 Clinical Trial to Evaluate Reduction of Risk of Preterm Birth

In a multicenter, randomized, double-blind, vehicle (placebo)-controlled clinical trial, the safety and effectiveness of hydroxyprogesterone caproate injection for the reduction of the risk of spontaneous preterm birth was studied in women with a singleton pregnancy (age 16 to 43 years) who had a documented history of singleton spontaneous preterm birth (defined as delivery at less than 37 weeks of gestation following spontaneous preterm labor or premature rupture of membranes). At the time of randomization (between 16 weeks, 0 days and 20 weeks, 6 days of gestation), an ultrasound examination had confirmed gestational age and no known fetal anomaly. Women were excluded for prior progesterone treatment or heparin therapy during the current pregnancy, a history of thromboembolic disease, or maternal/obstetrical complications (such as current or planned cerclage, hypertension requiring medication, or a seizure disorder).

A total of 463 pregnant women were randomized to receive either hydroxyprogesterone caproate injection (N=310) or vehicle (N=153) at a dose of 250 mg administered weekly by intramuscular injection starting between 16 weeks, 0 days and 20 weeks, 6 days of gestation, and continuing until 37 weeks of gestation or delivery. Demographics of the hydroxyprogesterone caproate injection-treated women were similar to those in the control group, and included: 59.0% Black, 25.5% Caucasian, 13.9% Hispanic and 0.6% Asian. The mean body mass index was 26.9 kg/m².

The proportions of women in each treatment arm who delivered at < 37 (the primary study endpoint), < 35, and < 32 weeks of gestation are displayed in Table 5.

Table 5 Proportion of Subjects Delivering at < 37, < 35 and < 32 Weeks Gestational Age (ITT Population)

Delivery Outcome	Hydroxyprogesterone Caproate Injection¹ (N=310) %	Control (N=153) %	Treatment difference and 95% Confidence Interval²
<37 weeks	37.1	54.9	-17.8% [-28.0%, -7.4%]
<35 weeks	21.3	30.7	-9.4% [-19.0%, -0.4%]
<32 weeks	11.9	19.6	-7.7% [-16.1%, -0.3%]

¹ Four hydroxyprogesterone caproate injection-treated subjects were lost to follow-up. They were counted as deliveries at their gestational ages at time of last contact (18⁴, 22⁰, 34³ and 36⁴ weeks).

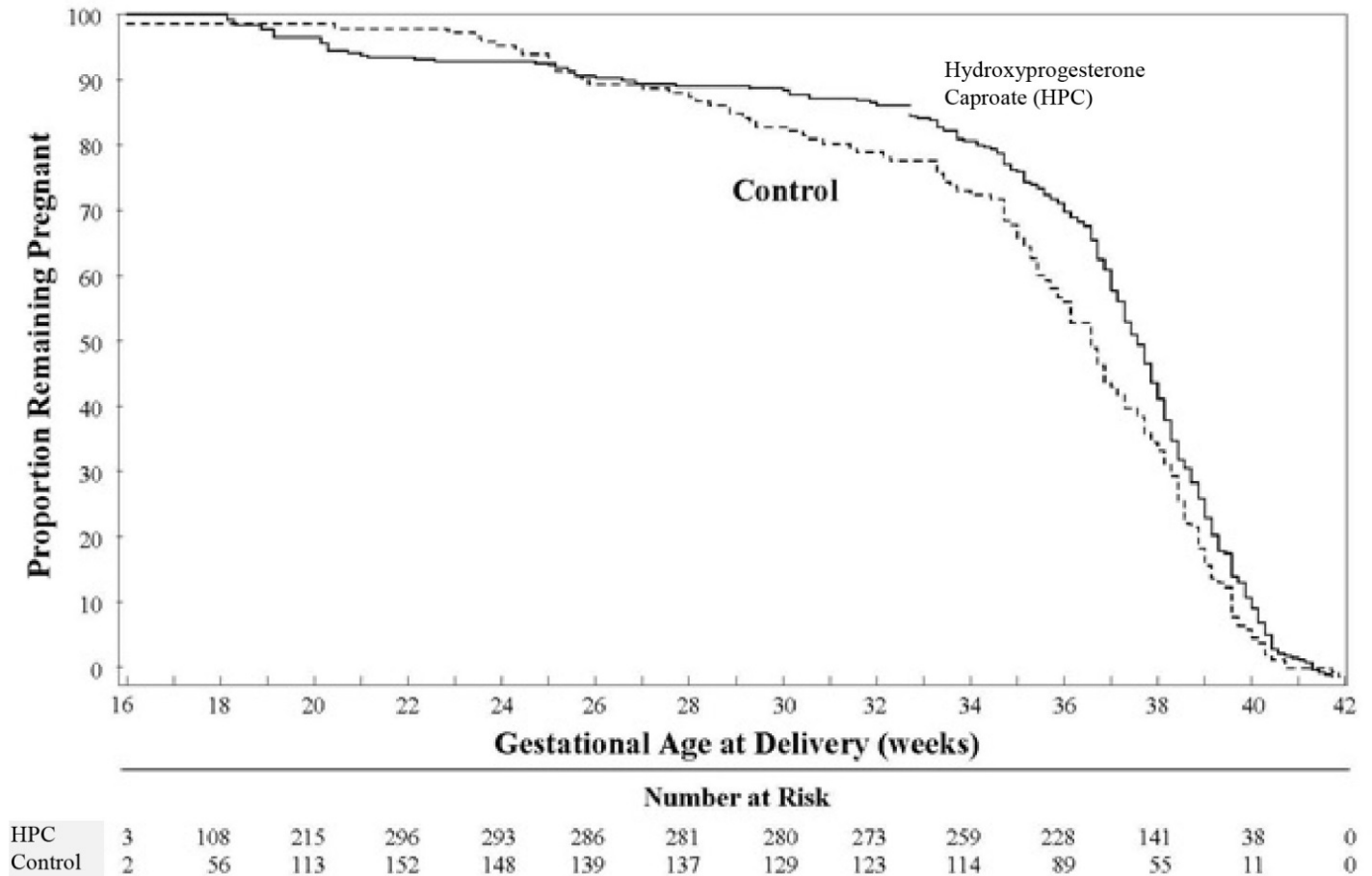
² Adjusted for interim analysis.

Compared to controls, treatment with hydroxyprogesterone caproate injection reduced the proportion of women who delivered preterm at < 37 weeks. The proportions of women delivering at < 35 and < 32

weeks also were lower among women treated with hydroxyprogesterone caproate injection. The upper bounds of the confidence intervals for the treatment difference at < 35 and < 32 weeks were close to zero. Inclusion of zero in a confidence interval would indicate the treatment difference is not statistically significant. Compared to the other gestational ages evaluated, the number of preterm births at < 32 weeks was limited.

After adjusting for time in the study, 7.5% of hydroxyprogesterone caproate injection-treated subjects delivered prior to 25 weeks compared to 4.7% of control subjects; see Figure 1.

Figure 1 Proportion of Women Remaining Pregnant as a Function of Gestational Age



The rates of fetal losses and neonatal deaths in each treatment arm are displayed in Table 6. Due to the higher rate of miscarriages and stillbirths in the hydroxyprogesterone caproate injection arm, there was no overall survival difference demonstrated in this clinical trial.

Table 6 Fetal Losses and Neonatal Deaths

Complication	Hydroxyprogesterone Caproate Injection N=306 ^A n (%) ^B	Control N=153 n (%) ^B
Miscarriages <20 weeks gestation ^C	5 (2.4)	0
Stillbirth	6 (2.0)	2 (1.3)
<i>Antepartum stillbirth</i>	5 (1.6)	1 (0.6)
<i>Intrapartum stillbirth</i>	1 (0.3)	1 (0.6)
Neonatal deaths	8 (2.6)	9 (5.9)
Total Deaths	19 (6.2)	11 (7.2)

^A Four of the 310 hydroxyprogesterone caproate injection-treated subjects were lost to follow-up and stillbirth or neonatal status could not be determined

^B Percentages are based on the number of enrolled subjects and not adjusted for time on drug

^C Percentage adjusted for the number of at risk subjects (n=209 for hydroxyprogesterone caproate injection, n=107 for control) enrolled at <20 weeks gestation.

A composite neonatal morbidity/mortality index evaluated adverse outcomes in livebirths. It was based on the number of neonates who died or experienced respiratory distress syndrome, bronchopulmonary dysplasia, grade 3 or 4 intraventricular hemorrhage, proven sepsis, or necrotizing enterocolitis. Although the proportion of neonates who experienced 1 or more events was numerically lower in the hydroxyprogesterone caproate injection arm (11.9% vs. 17.2%), the number of adverse outcomes was limited and the difference between arms was not statistically significant.

14.2 Infant Follow-Up Safety Study

Infants born to women enrolled in this study, and who survived to be discharged from the nursery, were eligible for participation in a follow-up safety study. Of 348 eligible offspring, 79.9% enrolled: 194 children of hydroxyprogesterone caproate injection-treated women and 84 children of control subjects. The primary endpoint was the score on the Ages & Stages Questionnaire (ASQ), which evaluates communication, gross motor, fine motor, problem solving, and personal/social parameters. The proportion of children whose scores met the screening threshold for developmental delay in each developmental domain was similar for each treatment group.

16 HOW SUPPLIED

Hydroxyprogesterone caproate injection, USP (NDC 0517-1791-01) is supplied as 1 mL of a sterile preservative-free clear yellow solution in a single-dose glass vial.

Each 1 mL vial contains hydroxyprogesterone caproate, 250 mg/mL (25% w/v), in castor oil (30.6% v/v) and benzyl benzoate (46% v/v).

Single unit carton: Contains one 1 mL single-dose vial of hydroxyprogesterone caproate injection containing 250 mg of hydroxyprogesterone caproate.

Store at 20°C to 25°C (68°F to 77°F) [See USP Controlled Room Temperature]. Do not refrigerate or freeze.

Caution: Protect vial from light. Store vial in its box. Store upright.

17 PATIENT COUNSELING INFORMATION

Advise the patient to read the FDA-approved patient labeling (Patient Information).

Counsel patients that hydroxyprogesterone caproate injections may cause pain, soreness, swelling, itching or bruising. Inform the patient to contact her physician if she notices increased discomfort over time, oozing of blood or fluid, or inflammatory reactions at the injection site [see *Adverse Reactions* (6.1)].

Manufactured by:

American Regent, Inc.
Shirley, NY 11967

novaplus⁺

Novaplus is a registered trademark of Vizient, Inc.

Patient Information

Hydroxyprogesterone Caproate (hye droks ee proe JES te rone CAP ro ate) Injection

Hydroxyprogesterone caproate injection 250 mg/mL

Read this Patient Information Leaflet before you receive hydroxyprogesterone caproate injection. There may be new information. This information does not take the place of talking to your healthcare provider about your medical condition or treatment.

What is hydroxyprogesterone caproate injection?

Hydroxyprogesterone caproate injection is a prescription hormone medicine (progestin) used in women who are pregnant and who have delivered a baby too early (preterm) in the past. Hydroxyprogesterone caproate injection is used in these women to help lower the risk of having a preterm baby again. It is not known if hydroxyprogesterone caproate injection reduces the number of babies who are born with serious medical conditions or die shortly after birth.

Hydroxyprogesterone caproate injection is for women who:

- Are pregnant with one baby.
- Have had a preterm delivery of one baby in the past.

Hydroxyprogesterone caproate injection is not intended for use to stop active preterm labor.

It is not known whether hydroxyprogesterone caproate injection is safe and effective in women who have other risk factors for preterm birth.

Hydroxyprogesterone caproate injection is not for use in women under 16 years old.

Who should not receive hydroxyprogesterone caproate injection?

Hydroxyprogesterone caproate injection should not be used if you have:

- blood clots or other blood clotting problems now **or** in the past
- breast cancer or other hormone-sensitive cancers now **or** in the past
- unusual vaginal bleeding not related to your current pregnancy
- yellowing of your skin due to liver problems during your pregnancy
- liver problems, including liver tumors
- high blood pressure that is not controlled

What should I tell my healthcare provider before receiving hydroxyprogesterone caproate injection?

Before you receive hydroxyprogesterone caproate injection, tell your healthcare provider about all of your medical conditions, including if you have:

- a history of allergic reaction to hydroxyprogesterone caproate, castor oil, or any of the other ingredients in hydroxyprogesterone caproate injection. See the end of this Patient Information Leaflet for a complete list of the ingredients in hydroxyprogesterone caproate injection.
 - diabetes or pre-diabetes.
 - epilepsy (seizures).
 - migraine headaches.
 - asthma.
 - heart problems.

- kidney problems.
- depression.
- high blood pressure.

Tell your healthcare provider about all the medicines you take, including prescription and over-the-counter medicines, vitamins, and herbal supplements.

Hydroxyprogesterone caproate injection may affect the way other medicines work, and other medicines may affect how hydroxyprogesterone caproate injection works.

Know the medicines you take. Keep a list of them to show your healthcare provider and pharmacist when you get a new medicine.

How should I receive hydroxyprogesterone caproate injection?

- **Do not** give yourself hydroxyprogesterone caproate injection injections. A healthcare provider will give you the hydroxyprogesterone caproate injection 1 time each week (every 7 days):
 - in the upper outer area of the buttocks as an injection into the muscle (intramuscular).
- You will start receiving hydroxyprogesterone caproate injection injections anytime from 16 weeks and 0 days of your pregnancy, up to 20 weeks and 6 days of your pregnancy.
- You will continue to receive hydroxyprogesterone caproate injection injections 1 time each week until week 37 (through 36 weeks and 6 days) of your pregnancy or when your baby is delivered, whichever happens first.

What are the possible side effects of hydroxyprogesterone caproate injection?

Hydroxyprogesterone caproate injection may cause serious side effects, including:

- **Blood clots.** Symptoms of a blood clot may include:
 - leg swelling
 - redness in your leg
 - a spot on your leg that is warm to touch
 - leg pain that gets worse when you bend your foot

Call your healthcare provider right away if you get any of the symptoms above during treatment with hydroxyprogesterone caproate injection.

- **Allergic reactions.** Symptoms of an allergic reaction may include:
 - hives
 - itching
 - swelling of the face

Call your healthcare provider right away if you get any of the symptoms above during treatment with hydroxyprogesterone caproate injection.

- **Decrease in glucose (blood sugar) tolerance.** Your healthcare provider will need to monitor your blood sugar while taking hydroxyprogesterone caproate injection if you have diabetes or pre-diabetes.
- **Your body may hold too much fluid (fluid retention).**
- **Depression**
- **Yellowing of your skin and the whites of your eyes (jaundice).**
- **High blood pressure.**

The most common side effects of hydroxyprogesterone caproate injection include:

- pain, swelling, itching or a hard bump at the injection site
- hives
- itching
- nausea
- diarrhea

Call your healthcare provider if you have the following at your injection site:

- increased pain over time
- oozing of blood or fluid
- swelling

Other side effects that may happen more often in women who receive hydroxyprogesterone caproate include:

- Miscarriage (pregnancy loss before 20 weeks of pregnancy)
- Stillbirth (fetal death occurring during or after the 20th week of pregnancy)
- Hospital admission for preterm labor
- Preeclampsia (high blood pressure and too much protein in your urine)
- Gestational hypertension (high blood pressure caused by pregnancy)
- Gestational diabetes
- Oligohydramnios (low amniotic fluid levels)

Tell your healthcare provider if you have any side effect that bothers you or that does not go away. These are not all the possible side effects of hydroxyprogesterone caproate injection. For more information, ask your healthcare provider or pharmacist.

Call your doctor for medical advice about side effects. You may report side effects to FDA at 1-800-FDA-1088.

How should I store hydroxyprogesterone caproate injection?

- Store the vial at room temperature between 68°F to 77°F (20°C to 25°C).
- Do not refrigerate or freeze.
- Protect the vial from light.
- Store the vial in its box in an upright position.

Keep hydroxyprogesterone caproate injection and all medications out of the reach of children

General information about the safe and effective use of hydroxyprogesterone caproate injection.

Medicines are sometimes prescribed for purposes other than those listed in a Patient Information leaflet. Do not use hydroxyprogesterone caproate injection for a condition for which it was not prescribed. Do not give hydroxyprogesterone caproate injection to other people, even if they have the same symptoms you have. It may harm them.

This leaflet summarizes the most important information about hydroxyprogesterone caproate injection. If you would like more information, talk with your healthcare provider. You can ask your healthcare provider or pharmacist for information about hydroxyprogesterone caproate injection that is written for health professionals.

What are the ingredients in hydroxyprogesterone caproate injection?

Active ingredient: hydroxyprogesterone caproate
Inactive ingredients: castor oil and benzyl benzoate.

Manufactured by:

American Regent, Inc.
Shirley, NY 11967

Novaplus is a registered trademark of Vizient, Inc.

For more information, go to www.americanregent.com or call American Regent at the toll free number 1-800-734-9236.

This Patient Information has been approved by the U.S. Food and Drug Administration.

Revised 01/2019

PRINCIPAL DISPLAY PANEL Container Label

NDC 0517-1791-01

Rx Only

Hydroxyprogesterone Caproate Injection, USP

FOR INTRAMUSCULAR USE

250 mg/mL

1 mL single dose vial

FOR INTRAMUSCULAR USE

novaplus



PRINCIPAL DISPLAY PANEL Carton Labeling

NDC 0517-1791-01

Hydroxyprogesterone Caproate Injection, USP

FOR INTRAMUSCULAR USE

250 mg/mL (1 mL Vial)

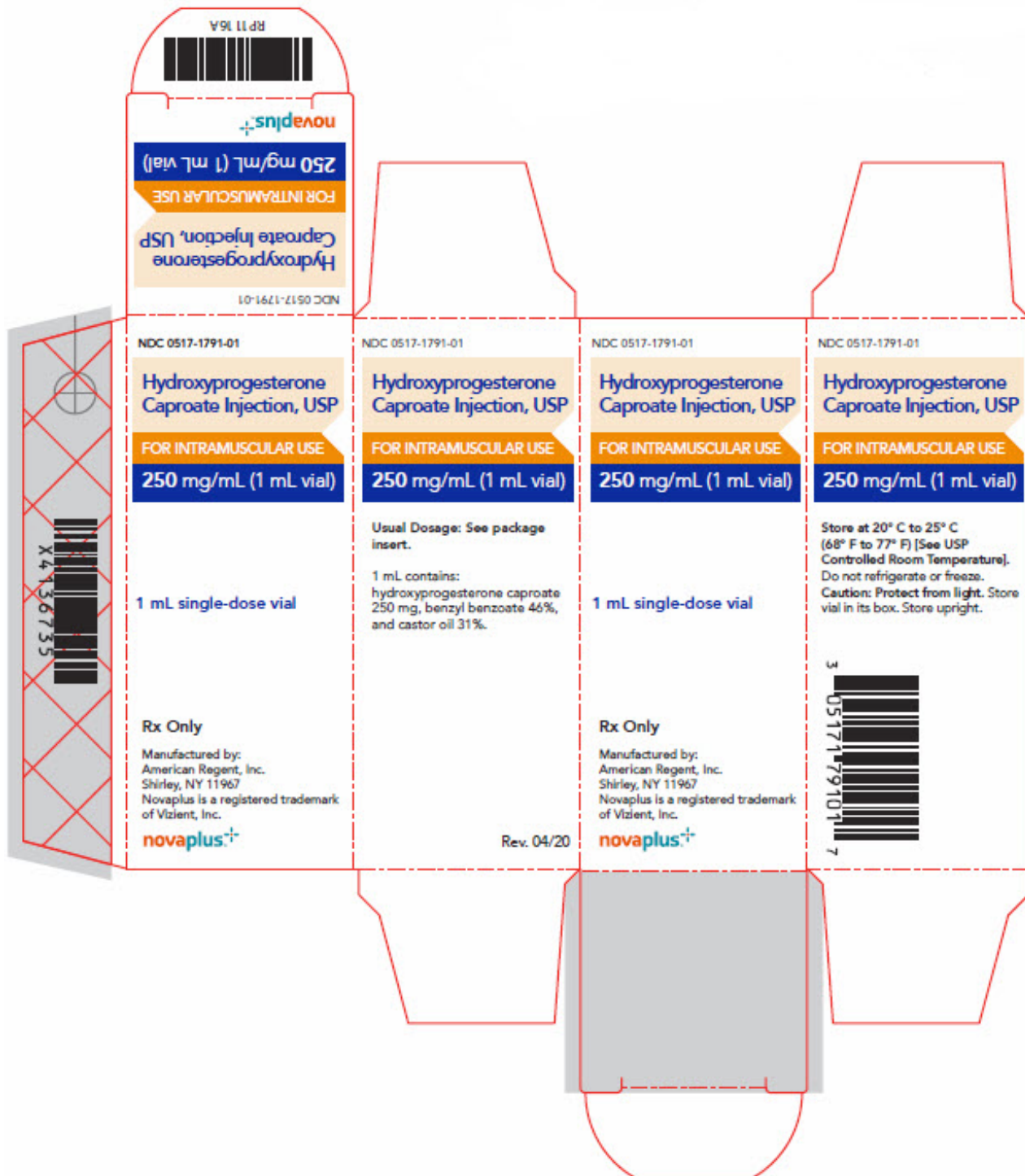
1 mL Single Dose Vial

Rx Only

Manufactured by:
American Regent, Inc.
Shirley, NY 11967

Novaplus is a registered trademark of Vizient, Inc.

novaplus



Serialization Label



LOT: TEST

EXP: 11 2020

GTIN: 00305171791017

SN: 0

HYDROXYPROGESTERONE CAPROATE

hydroxyprogesterone caproate injection

Product Information

Product Type	HUMAN PRESCRIPTION DRUG	Item Code (Source)	NDC:0517-1791
Route of Administration	INTRAMUSCULAR		

Active Ingredient/Active Moiety

Ingredient Name	Basis of Strength	Strength
HYDROXYPROGESTERONE CAPROATE (UNII: 276F2O42F5) (HYDROXYPROGESTERONE - UNII:21807M87J2)	HYDROXYPROGESTERONE CAPROATE	250 mg in 1 mL

Inactive Ingredients

Ingredient Name	Strength
BENZYL BENZOATE (UNII: N863NB338G)	514.3 mg in 1 mL
CASTOR OIL (UNII: D5340Y2I9G)	294 mg in 1 mL

Packaging

#	Item Code	Package Description	Marketing Start Date	Marketing End Date
1	NDC:0517-1791-01	1 in 1 BOX	03/01/2019	
1		1 mL in 1 VIAL; Type 0: Not a Combination Product		

Marketing Information

Marketing Category	Application Number or Monograph Citation	Marketing Start Date	Marketing End Date
ANDA	ANDA210723	03/01/2019	

Labeler - American Regent, Inc. (002033710)

Registrant - American Regent, Inc. (002033710)

Establishment

Name	Address	ID/FEI	Business Operations
American Regent, Inc.		606821721	MANUFACTURE(0517-1791)

Revised: 1/2019

American Regent, Inc.