

CLINDAMYCIN PHOSPHATE- clindamycin phosphate solution
Padagis Israel Pharmaceuticals Ltd

Clindamycin Phosphate Topical Solution USP, 1% (Pledgets)

For External Use

Rx Only

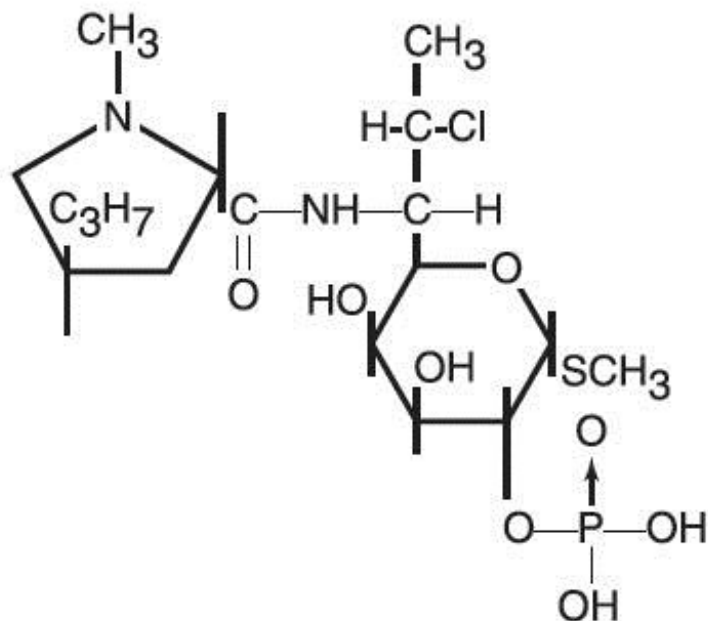
DESCRIPTION

Clindamycin Phosphate Topical Solution contains clindamycin phosphate, USP, at a concentration equivalent to 10 mg clindamycin per milliliter. Each Clindamycin Phosphate Topical Solution pledget applicator contains approximately 1 mL of topical solution.

Clindamycin phosphate is a water soluble ester of the semi-synthetic antibiotic produced by a 7(S)-chloro-substitution of the 7(R)-hydroxyl group of the parent antibiotic lincomycin.

The solution contains isopropyl alcohol 50% v/v, propylene glycol, purified water, and sodium hydroxide (to adjust the pH to between 4.0 - 7.0).

The structural formula is represented below:



The chemical name for clindamycin phosphate is Methyl 7-chloro-6,7,8-trideoxy-6-(1-methyl-*trans*-4-propyl-L-2-pyrrolidinecarboxamido)-1-thio-L-*threo*- α -D-galactooctopyranoside 2-(dihydrogen phosphate).

CLINICAL PHARMACOLOGY

Mechanism of Action

The mechanism of action of clindamycin in treating acne vulgaris is unknown.

Pharmacokinetics

Following multiple topical applications of clindamycin phosphate at a concentration equivalent to 10 mg clindamycin per mL in an isopropyl alcohol and water solution, very low levels of clindamycin are present in the serum (0 -3 ng/mL) and less than 0.2% of the dose is recovered in urine as clindamycin.

Although clindamycin phosphate is inactive in vitro, rapid in vivo hydrolysis converts this compound to the antibacterially active clindamycin.

Microbiology

Clindamycin inhibits bacterial protein synthesis by binding to the 23S RNA of the 50S subunit of the ribosome. Clindamycin is bacteriostatic.

Antimicrobial Activity

Clindamycin is active in vitro against most isolates of *Propionibacterium acnes*; however, the clinical significance is unknown.

Resistance

Resistance to clindamycin is most often caused by modification of specific bases of the 23S ribosomal RNA. Cross-resistance between clindamycin and lincomycin is complete. Because the binding sites for these antibacterial drugs overlap, cross-resistance is sometimes observed among lincosamides, macrolides and streptogramin B. Macrolide-inducible resistance to clindamycin occurs in some isolates of macrolide-resistant bacteria.

INDICATIONS AND USAGE

Clindamycin Phosphate Topical Solution USP, 1% is indicated in the treatment of acne vulgaris. In view of the potential for diarrhea, bloody diarrhea and pseudomembranous colitis, the physician should consider whether other agents are more appropriate (see **CONTRAINDICATIONS**, **WARNINGS** and **ADVERSE REACTIONS**).

CONTRAINDICATIONS

Clindamycin Phosphate Topical Solution USP, 1% is contraindicated in individuals with a history of hypersensitivity to preparations containing clindamycin or lincomycin, a history of regional enteritis or ulcerative colitis, or a history of antibiotic-associated colitis.

WARNINGS

Orally and parenterally administered clindamycin has been associated with severe colitis which may result in patient death. Use of the topical formulation of clindamycin results in absorption of the antibiotic from the skin surface. Diarrhea, bloody diarrhea, and colitis (including

pseudomembranous colitis) have been reported with the use of topical and systemic clindamycin.

Studies indicate a toxin(s) produced by clostridia is one primary cause of antibiotic-associated colitis. The colitis is usually characterized by severe persistent diarrhea and severe abdominal cramps and may be associated with the passage of blood and mucus. Endoscopic examination may reveal pseudomembranous colitis. Stool culture for *Clostridium difficile* and stool assay for *C. difficile* toxin may be helpful diagnostically.

When significant diarrhea occurs, the drug should be discontinued. Large bowel endoscopy should be considered to establish a definitive diagnosis in cases of severe diarrhea.

Antiperistaltic agents such as opiates and diphenoxylate with atropine may prolong and/or worsen the condition. Vancomycin has been found to be effective in the treatment of antibiotic-associated pseudomembranous colitis produced by *Clostridium difficile*. The usual adult dosage is 500 milligrams to 2 grams of vancomycin orally per day in three to four divided doses administered for 7 to 10 days. Cholestyramine or colestipol resins bind vancomycin *in vitro*. If both a resin and vancomycin are to be administered concurrently, it may be advisable to separate the time of administration of each drug.

Diarrhea, colitis, and pseudomembranous colitis have been observed to begin up to several weeks following cessation of oral and parenteral therapy with clindamycin.

PRECAUTIONS

General -

Clindamycin Phosphate Topical Solution USP, 1% contains an alcohol base which will cause burning and irritation of the eye. In the event of accidental contact with sensitive surfaces (eye, abraded skin, mucous membranes), bathe with copious amounts of cool tap water. The solution has an unpleasant taste and caution should be exercised when applying medication around the mouth. Clindamycin phosphate topical products should be prescribed with caution in atopic individuals.

Drug Interactions -

Clindamycin has been shown to have neuromuscular blocking properties that may enhance the action of other neuromuscular blocking agents. Therefore it should be used with caution in patients receiving such agents.

Pregnancy:

Teratogenic Effects:

In clinical trials with pregnant women, the systemic administration of clindamycin during the second and third trimesters has not been associated with an increased frequency of congenital abnormalities. There are no adequate studies in pregnant women during the

first trimester of pregnancy. Clindamycin should be used during the first trimester of pregnancy only if clearly needed.

Nursing Mothers -

It is not known whether clindamycin is excreted in breast milk following use of Clindamycin Phosphate Topical Solution USP, 1%. However, orally and parenterally administered clindamycin has been reported to appear in breast milk. Clindamycin has the potential to cause adverse effects on the breast-fed infant's gastrointestinal flora. Monitor the breast-fed infant for possible adverse effects on the gastrointestinal flora, such as diarrhea, candidiasis (thrush, diaper rash) or rarely, blood in the stool indicating possible antibiotic-associated colitis.

The developmental and health benefits of breastfeeding should be considered along with the mother's clinical need for clindamycin and any potential adverse effects on the breast-fed child from clindamycin or from the underlying maternal condition.

Clinical Considerations

If used during lactation and clindamycin phosphate topical solution USP, 1% is applied to the chest, care should be taken to avoid accidental ingestion by the infant.

Pediatric Use -

Safety and effectiveness in pediatric patients under the age of 12 have not been established.

Geriatric Use -

Clinical studies for clindamycin phosphate topical solution USP, 1% did not include sufficient numbers of subjects aged 65 and over to determine whether they respond differently from younger subjects. Other reported clinical experience has not identified differences in responses between the elderly and younger patients.

ADVERSE REACTIONS

In 18 clinical studies of various formulations of topical clindamycin phosphate using placebo vehicle and/or active comparator drugs as controls, patients experienced a number of treatment emergent adverse dermatologic events [see table below].

Treatment Emergent Adverse Event	Number of Patients Reporting Events		
	Solution	Gel	Lotion
	n=553(%)	n=148(%)	n=160(%)
Burning	62 (11)	15 (10)	17 (11)
Itching	36 (7)	15 (10)	17 (11)
Burning/Itching	60 (11)	# (-)	# (-)
Dryness	105 (19)	34 (23)	29 (18)
Erythema	86 (16)	10 (7)	22 (14)
Oiliness/Oily Skin	8 (1)	26 (18)	12* (10)
Peeling	61 (11)	# (-)	11 (7)

not recorded
* of 126 subjects

Orally and parenterally administered clindamycin has been associated with severe colitis which may end fatally. Cases of diarrhea, bloody diarrhea and colitis (including pseudomembranous colitis) have been reported as adverse reactions in patients treated with oral and parenteral formulations of clindamycin and rarely with topical clindamycin (see WARNINGS).

Abdominal pain, gastrointestinal disturbances, gram-negative folliculitis, eye pain and contact dermatitis have also been reported in association with the use of topical formulations of clindamycin.

OVERDOSAGE

Topically applied Clindamycin Phosphate Topical Solution USP, 1% can be absorbed in sufficient amounts to produce systemic effects (see **WARNINGS**).

DOSAGE AND ADMINISTRATION

Do not use if the seal on jar is broken. Remove pledget from jar just before use. Use a pledget to apply a thin film of Clindamycin Phosphate Topical Solution to the affected area twice daily. More than one pledget may be used. Each pledget should be used only once and then discarded. Keep jar tightly closed when not in use.

HOW SUPPLIED

Clindamycin Phosphate Topical Solution USP, 1% is available as follows:

A jar containing 60 single-use pledget applicators (NDC 45802-**263**-37)

A jar containing 69 single-use pledget applicators (NDC 45802-**263**-93)

STORAGE

Store at 20-25°C (68-77°F) [see USP Controlled Room Temperature]. Protect from freezing.

Made in Israel

Manufactured by Perrigo

Yeruham, Israel

Distributed By Perrigo

Allegan, MI 49010

www.perrigo.com

Rev 09-19

74P33 RC F1

Package/Label Display Panel

Rx Only

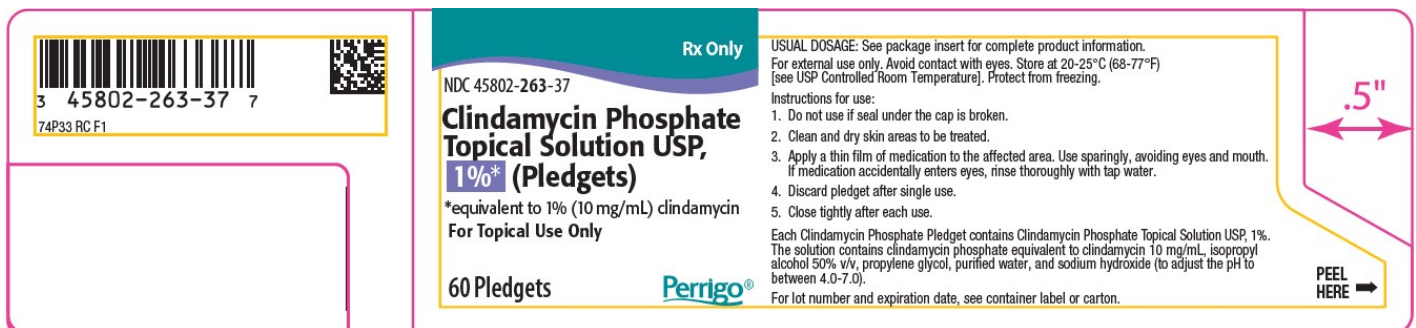
NDC 45802-263-37

Clindamycin Phosphate Topical Solution USP, 1%* (Pledgets)

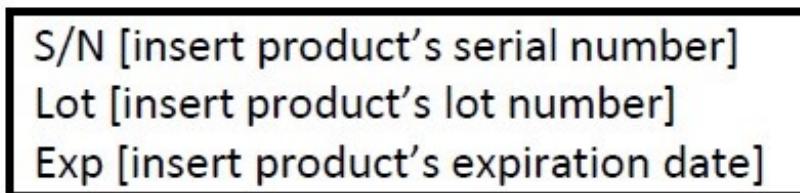
*equivalent to 1% (10 mg/mL) clindamycin

For Topical Use Only

60 Pledgets



The following image is a placeholder representing the product identifier that is either affixed or imprinted on the drug package label during the packaging operation.



CLINDAMYCIN PHOSPHATE

clindamycin phosphate solution

Product Information

Product Type	HUMAN PRESCRIPTION DRUG	Item Code (Source)	NDC:45802-263
Route of Administration	TOPICAL		

Active Ingredient/Active Moiety

Ingredient Name	Basis of Strength	Strength
Clindamycin Phosphate (UNII: EH6D7113I8) (Clindamycin - UNII:3U02EL437C)	Clindamycin	10 mg in 1 mL

Inactive Ingredients

Ingredient Name	Strength
Isopropyl Alcohol (UNII: ND2M416302)	
Propylene glycol (UNII: 6DC9Q167V3)	
Sodium Hydroxide (UNII: 55X04QC32I)	
Water (UNII: 059QF0KO0R)	

Packaging

#	Item Code	Package Description	Marketing Start Date	Marketing End Date
1	NDC:45802-263-37	60 in 1 JAR	05/31/2006	
1		1 mL in 1 APPLICATOR; Type 0: Not a Combination Product		
2	NDC:45802-263-93	69 in 1 JAR	03/06/2007	11/05/2011
2		1 mL in 1 APPLICATOR; Type 0: Not a Combination Product		

Marketing Information

Marketing Category	Application Number or Monograph Citation	Marketing Start Date	Marketing End Date
ANDA	ANDA065049	05/31/2006	

Labeler - Padagis Israel Pharmaceuticals Ltd (600093611)

Revised: 7/2021

Padagis Israel Pharmaceuticals Ltd