

# LEVULAN KERASTICK- aminolevulinic acid hydrochloride

## Sun Pharmaceutical Industries, Inc

### HIGHLIGHTS OF PRESCRIBING INFORMATION

These highlights do not include all the information needed to use LEVULAN<sup>®</sup> KERASTICK<sup>®</sup> safely and effectively. See full prescribing information for LEVULAN KERASTICK.

LEVULAN KERASTICK (aminolevulinic acid HCl) for Topical Solution, 20%  
Initial U.S. Approval: 1999

### RECENT MAJOR CHANGES

Indications and Usage ( 1)	03/2018
Dosage and Administration ( 2)	03/2018
Warning and Precautions, Irritation ( 5.2, 5.3)	03/2018
Warning and Precautions ( 5.1)	04/2018

### INDICATIONS AND USAGE

LEVULAN KERASTICK for topical solution, a porphyrin precursor, plus blue light illumination using the BLU-U Blue Light Photodynamic Therapy Illuminator is indicated for photodynamic therapy (treatment) of minimally to moderately thick actinic keratoses of the face or scalp, or actinic keratoses of the upper extremities. ( 1)

### DOSAGE AND ADMINISTRATION

- LEVULAN KERASTICK photodynamic therapy is a two-stage process for administration by a health care provider.( 2.1)
- Apply the drug product to the target lesions. ( 2.1)
- Illuminate with blue light using the BLU-U<sup>®</sup> Blue Light Photodynamic Therapy Illuminator after the incubation time of( 2.2):
  - 14 to 18 hours for scalp or face
  - 3 hours for upper extremities, with occlusion
- LEVULAN KERASTICK photodynamic therapy may be repeated a second time for lesions that have not completely resolved after 8 weeks ( 2.1)
- For topical use only. ( 2.1)
- See full prescribing information for complete dosage and administration instruction. ( 2)
- See BLU-U user manual for detailed lamp safety and operating instructions. ( 2.2)

### DOSAGE FORMS AND STRENGTHS

After mixture, topical solution contains 20% aminolevulinic acid hydrochloride (ALA HCl) by weight in a plastic applicator device. ( 3)

### CONTRAINDICATIONS

- Cutaneous photosensitivity at wavelengths of 400-450 nm. ( 4)
- Porphyria or known allergies to porphyrins. ( 4)
- Sensitivity to any of the components of the LEVULAN KERASTICK. ( 4)

### WARNINGS AND PRECAUTIONS

- Transient amnestic episodes have been reported during postmarketing use of LEVULAN KERASTICK in combination with BLU-U Blue Light Photodynamic Therapy Illuminator. Inform patients and their caregivers that LEVULAN KERASTICK in combination with PDT may cause transient amnestic episodes. Advise them to contact the healthcare provider if the patient develops amnesia after treatment. ( 5.1)
- Avoid exposure of the photosensitive actinic keratoses to sunlight or bright indoor light prior to blue light treatment. Protect treated lesions from sunlight exposure. Sunscreens will not protect the patient against photosensitivity reactions. ( 5.2)
- The LEVULAN KERASTICK for topical solution should be used by a qualified health professional. To avoid unintended photosensitivity, LEVULAN KERASTICK topical solution should be applied to no more than 5 mm of perilesional skin surrounding each target actinic keratosis lesion. ( 5.2)
- Irritation may be experienced if this product is applied to eyes or mucous membranes. Do not apply to the eyes or to mucous membranes. Excessive irritation may be experienced if this product is applied

under occlusion longer than 3 hours. ( 5.3)

---

#### **ADVERSE REACTIONS**

---

The most common local adverse reactions (incidence  $\geq$  10%) were erythema, edema, stinging/burning, scaling/crusting, itching, erosion, hypo/hyperpigmentation, oozing/vesiculation/crusting, scaling and dryness. ( 6.1)

**To report SUSPECTED ADVERSE REACTIONS, contact Sun Dermatology at 877-533-3872 or FDA at 1-800-FDA-1088 or [www.fda.gov/medwatch](http://www.fda.gov/medwatch).**

---

#### **DRUG INTERACTIONS**

---

Concomitant use of other known photosensitizing agents such as St. John's wort, griseofulvin, thiazide diuretics, sulfonyleureas, phenothiazines, sulfonamides and tetracyclines might increase the photosensitivity reaction. ( 7)

**See 17 for PATIENT COUNSELING INFORMATION.**

**Revised: 2/2020**

---

### **FULL PRESCRIBING INFORMATION: CONTENTS\***

#### **1 INDICATIONS AND USAGE**

#### **2 DOSAGE AND ADMINISTRATION**

2.1 Preparation and Administration Overview

2.2 Dosage and Administration Instructions

#### **3 DOSAGE FORMS AND STRENGTHS**

#### **4 CONTRAINDICATIONS**

#### **5 WARNINGS AND PRECAUTIONS**

5.1 Transient Amnestic Episodes

5.2 Photosensitivity

5.3 Irritation

5.4 Coagulation Defects

#### **6 ADVERSE REACTIONS**

6.1 Clinical Trial Experience

6.2 Postmarketing Experience

#### **7 DRUG INTERACTIONS**

#### **8 USE IN SPECIFIC POPULATIONS**

8.1 Pregnancy

8.2 Lactation

8.4 Pediatric Use

8.5 Geriatric Use

#### **10 OVERDOSAGE**

10.1 LEVULAN KERASTICK Topical Solution Overdose

10.2 BLU-U Light Overdose

#### **11 DESCRIPTION**

#### **12 CLINICAL PHARMACOLOGY**

12.1 Mechanism of Action

12.2 Pharmacodynamics

12.3 Pharmacokinetics

#### **13 NONCLINICAL TOXICOLOGY**

13.1 Carcinogenesis, Mutagenesis, Impairment of Fertility

#### **14 CLINICAL STUDIES**

14.1 Actinic Keratoses of the Face or Scalp

14.2 Actinic Keratoses of the Upper Extremities

## 16 HOW SUPPLIED/STORAGE AND HANDLING

16.1 How Supplied

16.2 Product Package - NDC Number

16.3 Storage

## 17 PATIENT COUNSELING INFORMATION

\* Sections or subsections omitted from the full prescribing information are not listed.

---

## FULL PRESCRIBING INFORMATION

### 1 INDICATIONS AND USAGE

The LEVULAN KERASTICK for topical solution plus blue light illumination using the BLU-U Blue Light Photodynamic Therapy Illuminator is indicated for the treatment of minimally to moderately thick actinic keratoses of the face, scalp, or upper extremities.

### 2 DOSAGE AND ADMINISTRATION

#### 2.1 Preparation and Administration Overview

After mixing, the LEVULAN KERASTICK topical solution 20% is intended for direct application to individual lesions diagnosed as actinic keratoses and not to perilesional skin. This product is not intended for application by patients or unqualified medical personnel. Application should involve lesions on the scalp, face or upper extremities; multiple lesions can be treated within a treatment region, but multiple treatment regions should not be treated simultaneously.

The recommended treatment frequency is: one application of the LEVULAN KERASTICK topical solution and one dose of illumination per treatment region per 8-week treatment session. Each individual LEVULAN KERASTICK applicator should be used for only one patient.

LEVULAN KERASTICK photodynamic therapy for actinic keratoses is a two-stage process involving application of the LEVULAN KERASTICK topical solution to the target lesions and then illumination with blue light using the BLU-U Blue Light Photodynamic Therapy Illuminator after 3 hours for upper extremity lesions or after 14-18 hours for face or scalp lesions.

**TABLE 1 Schedule for LEVULAN KERASTICK Photodynamic Therapy**

<b>LEVULAN KERASTICK topical solution application</b>	<b>Time window <sup>1</sup>for Blue Light Illumination for face or scalp</b>	<b>Time window <sup>2</sup>for Blue Light Illumination for upper extremities</b>
6 am	8 pm to Midnight	9 am
7 am	9 pm to 1 am	10 am
8 am	10 pm to 2 am	11 am
9 am	11 pm to 3 am	12 Noon

10 am	Midnight to 4 am	1 pm
11 am	1 am to 5 am	2 pm
12 pm	2 am to 6 am	3 pm
1 pm	3 am to 7 am	4 pm
2 pm	4 am to 8 am	5 pm
3 pm	5 am to 9 am	6 pm
4 pm	6 am to 10 am	7 pm
5 pm	7 am to 11 am	8 pm
6 pm	8 am to Noon	9 pm
7 pm	9 am to 1 pm	10 pm
8 pm	10 am to 2 pm	11 pm
9 pm	11 am to 3 pm	12 Midnight
10 pm	Noon to 4 pm	1 am

<sup>1</sup>The incubation time is 14-18 hours for actinic keratosis lesions on the face or scalp.

<sup>2</sup> The incubation time is 3 hours for actinic keratosis lesions on the upper extremities.

If for any reason the patient cannot be given BLU-U Blue Light Photodynamic Therapy Illuminator treatment during the prescribed time after applying LEVULAN KERASTICK topical solution, he or she may nonetheless experience sensations of stinging and/or burning if the photosensitized actinic keratoses are exposed to sunlight or prolonged or intense light at that time. Advise the patient to wear appropriate protective apparel (e.g., wide-brimmed hat, long sleeve shirt, gloves) to shade the treated actinic keratoses from sunlight or other bright light sources until at least 40 hours after the application of LEVULAN KERASTICK topical solution. Advise the patient to reduce light exposure if the sensations of stinging and/or burning are experienced.

LEVULAN KERASTICK photodynamic therapy may be repeated a second time for lesions that have not completely resolved 8 weeks after the initial treatment.

## 2.2 Dosage and Administration Instructions

### Step A - Treatment of Actinic Keratoses with LEVULAN KERASTICK Topical Solution

#### Preparation of Lesions

Actinic keratoses targeted for treatment should be clean and dry prior to application of LEVULAN KERASTICK Topical Solution.

#### Preparation of LEVULAN KERASTICK topical solution

The LEVULAN KERASTICK applicator consists of a plastic tube containing two sealed glass ampules and an applicator tip. One ampule contains 1.5 mL of solution vehicle. The other ampule contains aminolevulinic acid HCl as a dry solid. LEVULAN KERASTICK topical solution is prepared by crushing the glass ampoules and mixing the contents together.

The LEVULAN KERASTICK topical solution can be prepared either manually, or using the optional KERASTICK KRUSHER™. These methods are illustrated below.

#### **Figure 1: Manual Preparation:**



1. Hold the LEVULAN KERASTICK applicator with cap point up. Crush the bottom ampule containing the solution vehicle by applying finger pressure to Position A on the cardboard sleeve.
2. Crush the top ampule containing the ALA HCl powder by applying finger pressure to Position B on the cardboard sleeve. To ensure both ampules are crushed continue crushing the applicator downward, applying finger pressure to Position A. Shake the LEVULAN KERASTICK applicator gently for at least 30 seconds to completely dissolve the drug powder in the solution vehicle.

**Figure 2: Optional KERASTICK KRUSHER Preparation:**



1. Open the KERASTICK KRUSHER and properly position one LEVULAN KERASTICK applicator into the KRUSHER making sure to orient the LEVULAN KERASTICK label "A" with the KRUSHER "A". Firmly seat the LEVULAN KERASTICK applicator against the closed end of the KRUSHER (cap should be at open end).
2. Once positioned properly, close and firmly press the top and bottom handles together until the top and bottom handles touch one another along their length. A distinct crushing sound is made during this process. Ensure KRUSHER handles meet.
3. Remove the LEVULAN KERASTICK applicator from the KRUSHER and shake the LEVULAN KERASTICK applicator gently for at least 30 seconds to completely dissolve the drug powder in the solution vehicle.

The LEVULAN KERASTICK topical solution must be used within two (2) hours of activation. If the solution is not completely applied within 2 hours of the activation, discard the applicator. If needed, use a new LEVULAN KERASTICK applicator.

**Application of LEVULAN KERASTICK topical solution**

Application of LEVULAN KERASTICK topical solution to Face or Scalp Lesions:

Following solution admixture, remove the cap from the LEVULAN KERASTICK applicator. The dry applicator tip should be dabbed on a gauze pad until uniformly wet with solution. Apply the solution directly to the target lesions by dabbing gently with the wet applicator tip. Enough solution should be applied to uniformly wet the lesion surface,

including the edges without excess running or dripping. Once the initial application has dried, apply again in the same manner.

Do not apply the LEVULAN KERASTICK topical solution to the periorbital area or allow it to contact ocular or mucosal surfaces.

Photosensitization of the treated lesions will take place over the next 14-18 hours. The actinic keratoses should not be washed during this time. The patient should be advised to wear a wide-brimmed hat or other protective apparel to shade the treated actinic keratoses from sunlight or other bright light sources until BLU-U Blue Light Photodynamic Therapy Illuminator treatment. The patient should be advised to reduce light exposure if the sensations of stinging and/or burning are experienced.

At the visit for light illumination before treatment, the actinic keratoses treated with the LEVULAN KERASTICK topical solution should be gently rinsed with water and patted dry.

#### For Lesions on the Upper Extremities

Following solution mixture, remove the cap from the LEVULAN KERASTICK applicator. The dry applicator tip should be dabbed on a gauze pad until uniformly wet with solution. Apply the solution directly to the target lesions by dabbing gently with the wet applicator tip. Enough solution should be applied to uniformly wet the lesion surface, including the edges without excess running or dripping.

Occlude the upper extremity with low density polyethylene plastic wrap and hold in place with an elastic net dressing.

#### **Figure 3: Method of Occlusion for Upper Extremities**



The patient should wear a long-sleeved shirt and/or gloves or other protective apparel to shade the treated actinic keratoses from sunlight or other bright light sources until BLU-U Blue Light Photodynamic Therapy Illuminator treatment. Photosensitization of the treated lesions will take place over the next 3 hours. The actinic keratoses should not be washed during this time. Remove the occlusive dressing prior to light treatment and gently rinse the treated area(s) with water and pat dry before light illumination.

#### **Step B - Administration of BLU-U Treatment:**

LEVULAN KERASTICK is not intended for use with any device other than the BLU-U Blue Light Photodynamic Therapy Illuminator. Use of LEVULAN KERASTICK without

subsequent BLU-U Blue Light Photodynamic Therapy Illuminator illumination is not recommended.

Photoactivation of actinic keratoses treated with LEVULAN KERASTICK topical solution is accomplished with illumination from the BLU-U Blue Light Photodynamic Therapy Illuminator. A 1000 second (16 minutes 40 seconds) exposure is required to provide a 10 J/cm<sup>2</sup> light dose. During light treatment, both patients and medical personnel should be provided with blue blocking protective eyewear, as specified in the BLU-U Blue Light Photodynamic Therapy Illuminator Operating Instructions. Please refer to the BLU-U Blue Light Photodynamic Therapy Illuminator Operating Instructions for further information on conducting the light treatment. Patients should be advised that transient stinging and/or burning at the target lesion sites occurs during the period of light exposure.

If blue light treatment with the BLU-U Blue Light Photodynamic Therapy Illuminator is interrupted or stopped for any reason, it should not be restarted and the patient should be advised to protect the treated lesions from exposure to sunlight or prolonged or intense light for at least 40 hours after applying the LEVULAN KERASTICK topical solution.

For patients with facial lesions:

1. The BLU-U Blue Light Photodynamic Therapy Illuminator is positioned so that the base is slightly above the patient's shoulder, parallel to the patient's face.
2. The BLU-U is positioned around the patient's head so the entire surface area to be treated lies between 2" and 4" from the BLU-U surface:
  - a) The patient's nose should be no closer than 2" from the surface;
  - b) The patient's forehead and cheeks should be no further than 4" from the surface;
  - c) The sides of the patient's face and the patient's ears should be no closer than 2" from the BLU-U surface.

For patients with scalp lesions:

1. The knobs on either side of the BLU-U are loosened and the BLU-U is rotated to a horizontal position.
2. The BLU-U is positioned around the patient's head so the entire surface area to be treated lies between 2" and 4" from the BLU-U surface:
  - a) The patient's scalp should be no closer than 2" from the surface;
  - b) The patient's scalp should be no further than 4" from the surface;
  - c) The sides of the patient's face and the patient's ears should be no closer than 2" from the BLU-U surface.

For patients with upper extremity lesions:

1. The knobs on either side of the BLU-U Blue Light Photodynamic Therapy Illuminator are loosened and the light is rotated to a horizontal position.
2. The BLU-U Blue Light Photodynamic Therapy Illuminator is positioned around the upper extremity so the entire surface area to be treated lies between 2" and 4" from the BLU-U surface. A table may be used to support the upper extremities during light treatment.

### **3 DOSAGE FORMS AND STRENGTHS**

For topical solution: 354 mg of aminolevulinic acid hydrochloride as a powder in a plastic

applicator device. Upon mixture, LEVULAN KERASTICK is a topical solution containing 20% aminolevulinic acid hydrochloride (ALA HCl) by weight.

## **4 CONTRAINDICATIONS**

The LEVULAN KERASTICK for topical solution plus blue light illumination using the BLU-U Blue Light Photodynamic Therapy Illuminator is contraindicated in patients with:

- Cutaneous photosensitivity at wavelengths of 400-450 nm [see *Warnings and Precautions (5.2)*]
- Porphyria or known allergies to porphyrins [see *Warnings and Precautions (5.2)*]
- Known sensitivity to any of the components of the LEVULAN KERASTICK.

## **5 WARNINGS AND PRECAUTIONS**

### **5.1 Transient Amnestic Episodes**

Transient amnestic episodes have been reported during postmarketing use of LEVULAN KERASTICK in combination with BLU-U Blue Light Photodynamic Therapy Illuminator. Inform patients and their caregivers that LEVULAN KERASTICK in combination with PDT may cause transient amnestic episodes. Advise them to contact the healthcare provider if the patient develops amnesia after treatment.

### **5.2 Photosensitivity**

After LEVULAN KERASTICK topical solution has been applied, the treatment site will become photosensitive and patients should avoid exposure of the photosensitive treatment sites to sunlight or bright indoor light (e.g., examination lamps, operating room lamps, tanning beds, or lights at close proximity) for 40 hours. Exposure may result in a stinging and/or burning sensation and may cause erythema and/or edema of the lesions.

Therefore, before exposure to sunlight, patients should protect treated lesions from the sun by wearing a wide-brimmed hat or similar head covering of light-opaque material, and/or a long-sleeved shirt and/or gloves. Sunscreens will not protect against photosensitivity reactions caused by visible light. It has not been determined if perspiration can spread the LEVULAN KERASTICK topical solution outside the treatment site to the eye or surrounding skin.

Application of LEVULAN KERASTICK topical solution to perilesional areas of photodamaged skin of the face, scalp or upper extremities may result in photosensitization. Upon exposure to activating light from the BLU-U, such photosensitized skin may produce a stinging and/or burning sensation and may become erythematous and/or edematous in a manner similar to that of actinic keratoses treated with LEVULAN KERASTICK Photodynamic Therapy. Because of the potential for skin to become photosensitized, the LEVULAN KERASTICK topical solution should be used by a qualified health professional to apply drug to no more than 5mm of perilesional skin surrounding the target actinic keratosis lesions.

If for any reason the patient cannot return for blue light treatment during the prescribed period after applying LEVULAN KERASTICK topical solution, the patient should call the doctor. The patient should also continue to avoid exposure of the photosensitized



lesions to sunlight or prolonged or intense light for at least 40 hours. If stinging and/or burning is noted, exposure to light should be reduced.

### 5.3 Irritation

The LEVULAN KERASTICK topical solution contains alcohol and is intended for topical use only. Irritation may be experienced if this product is applied to eyes or mucous membranes. Do not apply to the eyes or to mucous membranes. Excessive irritation may be experienced if this product is applied under occlusion longer than 3 hours.

### 5.4 Coagulation Defects

The LEVULAN KERASTICK for topical solution has not been tested on patients with inherited or acquired coagulation defects.

## 6 ADVERSE REACTIONS

The following adverse reactions are discussed in greater detail in the other sections of the labeling:

- Transient Amnestic Episodes [*see Warnings and Precautions (5.1)*]
- Increased Photosensitivity [*see Warnings and Precautions (5.2)*]
- Irritation [*see Warnings and Precautions (5.3)*]
- Coagulation defects [*see Warnings and Precautions (5.4)*]

### 6.1 Clinical Trial Experience

Because clinical trials are conducted under widely varying conditions, adverse reaction rate observed in the clinical trials of a drug cannot be directly compared to rates in the clinical trials of another drug and may not reflect the rates observed in practice.

In clinical trials, no non-cutaneous adverse events were found to be consistently associated with LEVULAN KERASTICK photodynamic therapy.

**Photodynamic Therapy Response:** The constellation of transient local symptoms of stinging and/or burning, itching, erythema and edema as a result of LEVULAN KERASTICK photodynamic therapy (PDT) was observed in all clinical trials for actinic keratoses treatment. Stinging and/or burning subsided between 1 minute and 24 hours after the BLU-U Blue Light Photodynamic Therapy Illuminator was turned off, and appeared qualitatively similar to that perceived by patients with erythropoietic protoporphyria upon exposure to sunlight. There was no clear drug dose or light dose dependent change in the incidence or severity of stinging and/or burning.

Local skin reactions at the application site were observed in 99% of subjects treated with LEVULAN KERASTICK topical solution and BLU-U Blue Light Photodynamic Therapy Illuminator. The most common local adverse reactions (incidence  $\geq$  10%) were application site stinging/burning, erythema, edema, scaling/crusting, hypo/hyperpigmentation, itching, erosion, oozing/vesiculation/crusting, dryness.

In the trials for face and scalp lesions, severe stinging and/or burning at one or more lesions during light treatment was reported by at least 50% of subjects. Severe stinging and/or burning also occurred during light treatment in 9% of subjects receiving treatment for upper extremity lesions. The majority of subjects reported that all lesions treated exhibited at least slight stinging and/or burning. In trials of the face and scalp,

the sensation of stinging/burning appeared to reach a plateau at 6 minutes into the treatment. Less than 3% of subjects receiving treatment for face or scalp lesions discontinued light treatment because of stinging/burning. No subjects discontinued light treatment in the trial for upper extremity lesions.

In trials for the face or scalp lesions, 99% of the active treatment group and 79% of the vehicle group experienced erythema shortly after treatment. In the trial for the upper extremity lesions, 99% of LEVULAN KERASTICK topical solution treatment group and 52% of the vehicle group experienced erythema on visit Days 2-3. Approximately 35% of LEVULAN KERASTICK topical solution group had edema, while edema occurred in  $\leq 1\%$  of the vehicle group. Both erythema and edema resolved to baseline or improved by 4 weeks after therapy for face or scalp. Edema resolved by 4 weeks and erythema resolved to baseline by 8 weeks for upper extremities.

The application of LEVULAN KERASTICK topical solution to perilesional skin resulted in stinging, burning, erythema and edema similar to treated actinic keratoses [see *Warnings and Precautions (5.2)*].

**Other Localized Cutaneous Adverse Experiences:** Table 2 depicts the incidence and severity of cutaneous adverse events in trials for the face and scalp.

**TABLE 2 Post-PDT Cutaneous Adverse Events - ALA-018/ALA-019 For the Face and Scalp**

	FACE				SCALP			
	LEVULAN KERASTICK Topical Solution + PDT (n=139)		Vehicle + PDT (n=41)		LEVULAN KERASTICK Topical Solution + PDT (n=42)		Vehicle + PDT (n=21)	
Degree of Severity	Mild/Moderate	Severe	Mild/Moderate	Severe	Mild/Moderate	Severe	Mild/Moderate	Severe
Scaling/Crusting	71%	1%	12%	0%	64%	2%	19%	0%
Pain	1%	0%	0%	0%	0%	0%	0%	0%
Tenderness	1%	0%	0%	0%	2%	0%	0%	0%
Itching	25%	1%	7%	0%	14%	7%	19%	0%
Edema	1%	0%	0%	0%	0%	0%	0%	0%
Ulceration	4%	0%	0%	0%	2%	0%	0%	0%
Bleeding/Hemorrhage	4%	0%	0%	0%	2%	0%	0%	0%
Hypo/hyper-pigmentation	22%		20%		36%		33%	
Vesiculation	4%	0%	0%	0%	5%	0%	0%	0%
Pustules	4%	0%	0%	0%	0%	0%	0%	0%
Oozing	1%	0%	0%	0%	0%	0%	0%	0%
Dysesthesia	2%	0%	0%	0%	0%	0%	0%	0%
Scabbing	2%	1%	0%	0%	0%	0%	0%	0%
Erosion	14%	1%	0%	0%	2%	0%	0%	0%
Excoriation	1%	0%	0%	0%	0%	0%	0%	0%
Wheal/Flare	7%	1%	0%	0%	2%	0%	0%	0%

Skin disorder NOS	5%	0%	0%	0%	12%	0%	5%	0%
-------------------	----	----	----	----	-----	----	----	----

Table 3 depicts the incidence of other cutaneous adverse events in Phase 3 studies for the upper extremities.

**TABLE 3 Percentage of Subjects with Cutaneous Adverse Reactions by the Most Severe Grade Reported Post-Baseline - CP0108 For Upper Extremities**

Degree of Severity	LEVULAN KERASTICK Topical Solution + PDT (N=135)			Vehicle + PDT (N=134)		
	Minimal/ Mild	Moderate/ Severe	Total	Minimal/ Mild	Moderate/ Severe	Total
Edema	51%	4%	56%	7%	1%	8%
Erythema	35%	65%	100%	63%	12%	75%
Hyper-pigmentation	64%	9%	73%	57%	10%	66%
Hypo-pigmentation	46%	4%	50%	50%	5%	55%
Oozing/Vesiculation/ Crusting	36%	5%	41%	8%	2%	10%
Scaling and Dryness	65%	22%	87%	58%	7%	64%
Stinging/Burning	23%	73%	96%	23%	0%	23%

In the trial for upper extremity lesions, itching and scabbing occurred in 8% and 4%, respectively, of the subjects in the LEVULAN KERASTICK photodynamic therapy group. No subjects in the vehicle group reported itching or scabbing.

Common ( $\geq 2\%$ ,  $< 10\%$ ) local cutaneous adverse reactions for face, scalp and upper extremities in the LEVULAN KERASTICK topical solution group included wheal, scabbing, pustules, ulceration, bleeding, tenderness and dysesthesia.

Uncommon ( $< 2\%$ ) local cutaneous adverse reactions for face, scalp and upper extremities in the LEVULAN KERASTICK topical solution group were flaking, pain, peeling, perilesional pruritic rash, excoriation and blistering.

Common ( $\geq 2\%$ ,  $< 10\%$ ) adverse reactions not limited to the application site for upper extremities and occurring more frequently in the LEVULAN KERASTICK topical solution group than in the vehicle group were sinusitis, squamous cell carcinoma, and squamous cell carcinoma of skin.

## 6.2 Postmarketing Experience

The following adverse reactions have been reported during post-approval use of LEVULAN KERASTICK. Because these reactions are reported voluntarily from a population of uncertain size, it is not always possible to reliably estimate their frequency or establish a causal relationship to drug exposure.

**Nervous system disorders:** transient amnestic episodes

## 7 DRUG INTERACTIONS

There have been no formal studies of the interaction of LEVULAN KERASTICK topical solution with any other drugs, and no drug-specific interactions were noted during any of the controlled clinical trials. It is, however, possible that concomitant use of other known photosensitizing agents such as St. John's wort, griseofulvin, thiazide diuretics, sulfonamides, phenothiazines, sulfonamides and tetracyclines might increase the photosensitivity reaction of actinic keratoses treated with LEVULAN KERASTICK topical solution [see *Warnings and Precautions (5.2)*].

## **8 USE IN SPECIFIC POPULATIONS**

### **8.1 Pregnancy**

#### Risk Summary

Limited available data with LEVULAN KERASTICK topical solution use in pregnant women are insufficient to inform a drug associated risk of adverse developmental outcomes. Animal developmental toxicology studies were not conducted with aminolevulinic acid.

LEVULAN KERASTICK solution has low systemic absorption following topical administration, and the risk of maternal use resulting in fetal exposure to the drug is unknown [see *Clinical Pharmacology (12.3)*].

The estimated background risk of major birth defects and miscarriage for the indicated population are unknown. All pregnancies have a background risk of birth defect, loss, or other adverse outcomes. In the U.S. general population, the estimated background risk of major birth defects and miscarriage in clinically recognized pregnancies is 2% to 4% and 15% to 20%, respectively.

### **8.2 Lactation**

#### Risk Summary

There are no data on the presence of LEVULAN KERASTICK topical solution in either human or animal milk, the effects on the breastfed infant or on milk production. The developmental and health benefits of breastfeeding should be considered along with the mother's clinical need for LEVULAN KERASTICK topical solution and any potential adverse effects on the breastfeeding child from LEVULAN KERASTICK topical solution or from the underlying maternal condition.

### **8.4 Pediatric Use**

The safety and effectiveness in pediatric patients below the age of 18 have not been established. Actinic keratosis is not a disease generally seen in the pediatric population.

### **8.5 Geriatric Use**

Of the 512 subjects in Phase 3 clinical trials of LEVULAN KERASTICK topical solution, 63% (321/512) were 65 years old and over, while 24% (123/512) were 75 years old and over. No overall differences in safety or substantial differences in effectiveness were observed between these subjects and younger subjects, but greater sensitivity of some older individuals cannot be ruled out.

## 10 OVERDOSAGE

### 10.1 LEVULAN KERASTICK Topical Solution Overdose

In the event that the drug is ingested, monitoring and supportive care are recommended. The patient should be advised to avoid incidental exposure to intense light sources for at least 40 hours after ingestion. The consequences of exceeding the recommended topical dosage are unknown.

### 10.2 BLU-U Light Overdose

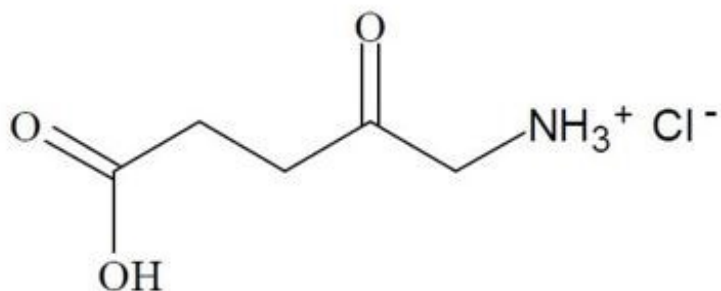
There is no information on overdose of blue light from the BLU-U Blue Light Photodynamic Therapy Illuminator following LEVULAN KERASTICK topical solution application.

## 11 DESCRIPTION

LEVULAN KERASTICK (aminolevulinic acid HCl) for topical solution, 20%, a porphyrin precursor, contains the hydrochloride salt of aminolevulinic acid (ALA), an endogenous 5-carbon aminoketone.

ALA HCl is a white to off-white, odorless crystalline solid that is very soluble in water, slightly soluble in methanol and ethanol, and practically insoluble in chloroform, hexane and mineral oil.

The chemical name for ALA HCl is 5-amino-4-oxopentanoic acid hydrochloride (MW = 167.59). The structural formula is represented below:



The LEVULAN KERASTICK for topical solution applicator is a two-component system consisting of a plastic tube containing two sealed glass ampules and an applicator tip. One ampule contains 1.5 mL of solution vehicle comprising alcohol USP (ethanol content = 48% v/v), water, laureth-4, isopropyl alcohol, and polyethylene glycol. The other ampule contains 354 mg of aminolevulinic acid HCl as a dry solid. The applicator tube is enclosed in a protective cardboard sleeve and cap. The 20% topical solution is prepared just prior to the time of use by breaking the ampules and mixing the contents by shaking the LEVULAN KERASTICK applicator. "LEVULAN KERASTICK for topical solution" refers to the drug product in its unmixed state, "LEVULAN KERASTICK topical solution" refers to the mixed drug product (in the applicator tube or after application), and "LEVULAN KERASTICK" refers to the applicator only.

## 12 CLINICAL PHARMACOLOGY

### 12.1 Mechanism of Action

Following the application of LEVULAN KERASTICK topical solution, photosensitization occurs through the metabolic conversion of aminolevulinic acid to protoporphyrin IX (PpIX), a photosensitizer, which accumulates in the skin.

When exposed to light of appropriate wavelength and energy, the accumulated photoactive porphyrins produce a photodynamic reaction, resulting in a cytotoxic process dependent upon the simultaneous presence of oxygen. The absorption of light results in an excited state of porphyrin molecules, and subsequent spin transfer from photoreactive porphyrins to molecular oxygen generates singlet oxygen, which can further react to form superoxide and hydroxyl radicals. LEVULAN KERASTICK Photodynamic Therapy of actinic keratoses is the combination of photosensitization by application of the LEVULAN KERASTICK topical solution to the lesions and subsequent illumination with BLU-U Blue Light Photodynamic Therapy Illuminator.

### 12.2 Pharmacodynamics

ALA does not exhibit fluorescence, while PpIX has a high fluorescence yield. Time-dependent changes in surface fluorescence have been used to determine PpIX accumulation and clearance in actinic keratoses and perilesional skin after application of the LEVULAN KERASTICK topical solution in 12 subjects. Peak fluorescence intensity was reached in  $11 \pm 1$  hr in actinic keratoses and  $12 \pm 1$  hr in perilesional skin. The mean clearance half-life of fluorescence for lesions was  $30 \pm 10$  hr and  $28 \pm 6$  hr for perilesional skin. The fluorescence in perilesional skin was similar to that in actinic keratoses. Therefore, the LEVULAN KERASTICK topical solution should only be applied to the affected skin.

### 12.3 Pharmacokinetics

Two human pharmacokinetic (PK) studies were conducted in subjects with minimally to moderately thick actinic keratoses on the upper extremities, having at least 6 lesions on one upper extremity and at least 12 lesions on the other upper extremity. A single dose comprising of two topical applications of LEVULAN KERASTICK topical solution (each containing 354 mg ALA HCl) were directly applied to the lesions and occluded for 3 hours prior to light treatment.

The first PK study was conducted in 29 subjects and PK parameters of ALA were assessed. The baseline-corrected mean  $\pm$  SD of the maximum concentration ( $C_{max}$ ) of ALA was  $249.9 \pm 694.5$  ng/mL and the median time to reach  $C_{max}$  ( $T_{max}$ ) was 2 hr post dose. The mean  $\pm$  SD exposure to ALA, as expressed by area under the concentration time curve ( $AUC_t$ ) was  $669.9 \pm 1610$  ng•hr/mL. The mean  $\pm$  SD elimination half-life ( $T_{1/2}$ ) of ALA was  $5.7 \pm 3.9$  hr.

A second PK study was conducted in 14 subjects and PK parameters of ALA and PpIX were measured. The baseline-corrected PpIX concentrations were negative in at least 50% of samples in 50% (7/14) subjects and AUC could not be estimated reliably. The baseline-corrected mean  $\pm$  SD of  $C_{max}$  for ALA and PpIX was  $95.6 \pm 120.6$  ng/mL and  $0.95 \pm 0.71$  ng/mL, respectively. The median  $T_{max}$  of ALA and PpIX was 2 hr post dose and 12 hr post dose, respectively. The mean  $AUC_t$  of ALA was  $261.1 \pm 229.3$

ng•hr/mL. The mean  $\pm$  SD  $T_{1/2}$  of ALA was  $8.5 \pm 6.7$  hr.

## **13 NONCLINICAL TOXICOLOGY**

### **13.1 Carcinogenesis, Mutagenesis, Impairment of Fertility**

No carcinogenicity testing has been carried out using ALA. No evidence of mutagenic effects was seen in four studies conducted with ALA to evaluate this potential. In the *Salmonella-Escherichia coli*/mammalian microsome reverse mutation assay (Ames mutagenicity assay), no increases in the number of revertants were observed with any of the tester strains. In the *Salmonella-Escherichia coli*/mammalian microsome reverse mutation assay in the presence of solar light radiation (Ames mutagenicity assay with light), ALA did not cause an increase in the number of revertants per plate of any of the tester strains in the presence or absence of simulated solar light. In the L5178Y TK $\pm$  mouse lymphoma forward mutation assay, ALA was evaluated as negative with and without metabolic activation under the study conditions. PpIX formation was not demonstrated in any of these in vitro studies. In the in vivo mouse micronucleus assay, ALA was considered negative under the study exposure conditions. In contrast, at least one report in the literature has noted genotoxic effects in cultured rat hepatocytes after ALA exposure with PpIX formation. Other studies have documented oxidative DNA damage in vivo and in vitro as a result of ALA exposure.

No assessment of effects of ALA HCl on fertility has been performed in laboratory animals. It is unknown what effects systemic exposure to ALA HCl might have on fertility or reproductive function.

## **14 CLINICAL STUDIES**

### **14.1 Actinic Keratoses of the Face or Scalp**

LEVULAN KERASTICK for topical solution plus blue light at 6-10.9 J/cm<sup>2</sup>, has been used to treat actinic keratoses of the face or scalp in 342 subjects in seven clinical trials. Phase 3 trials ALA-018 and ALA-019 were two, identically designed, multicenter, two-arm trials using LEVULAN KERASTICK topical solution plus illumination from the BLU-U Blue Light Photodynamic Therapy Illuminator for 1000 seconds (16 minutes and 40 seconds) for a nominal exposure of 10 J/cm<sup>2</sup>. Subjects were excluded from these trials who had a history of cutaneous photosensitization, porphyria, hypersensitivity to porphyrins, photodermatitis, or inherited or acquired coagulation defects. A minimum of 4 and a maximum of 15 clinically typical, discrete, Grade 1 (slightly palpable actinic keratoses: better felt than seen), or Grade 2 (moderately thick actinic keratoses: easily seen and felt) target actinic keratoses were identified (see Table 5 for definitions). Target lesions on the face or on the scalp, but not on both locations in the same subject, received treatment. The subjects were randomized to receive treatment either with the LEVULAN KERASTICK topical solution plus BLU-U Blue Light Photodynamic Therapy Illuminator or vehicle plus BLU-U Blue Light Photodynamic Therapy Illuminator. Subjects were randomized at a 3 to 1 LEVULAN KERASTICK topical solution to vehicle ratio. A total of 243 subjects were enrolled in two Phase 3 trials (ALA-018, ALA-019). Lesions were designated as cleared (complete response) if the lesion had completely cleared and adherent scaling plaques of actinic keratoses were no longer evident on the surface of the treated skin when palpated. The percentage of subjects in whom 75% or more of

treated lesions were cleared, and the percentage of subjects in whom 100% of treated lesions were cleared (Complete Responders), for each trial 8 weeks after treatment are shown in Table 4.

**TABLE 4 - Subject Responses at Week 8**

	<b>ALA-018</b>		<b>ALA-019</b>	
	<b>LEVULAN KERASTICK Topical Solution + PDT</b>	<b>Vehicle + PDT</b>	<b>LEVULAN KERASTICK Topical Solution + PDT</b>	<b>Vehicle + PDT</b>
	Subjects with $\geq 75\%$ of AK Lesions Cleared			
Total No. Subjects	68/87 (78%)	6/29 (21%)	71/93 (76%)	8/32 (25%)
Subjects with Face Lesions	57/71 (80%)	2/21 (10%)	57/67 (85%)	7/19 (37%)
Patients with Scalp Lesions	11/16 (69%)	4/8 (50%)	14/26 (54%)	1/13 (8%)
	Complete Responders			
Total No. Subjects	60/87 (69%)	4/29 (14%)	59/93 (63%)	4/32 (13%)
Subjects with Face Lesions	49/71 (69%)	2/21 (10%)	47/67 (70%)	4/19 (21%)
Subjects with Scalp Lesions	11/16 (69%)	2/8 (25%)	12/26 (46%)	0/13 (0%)

Because ALA-018 and ALA-019 had identical protocols, the combined results from the two trials are shown in the following tables. For actinic keratoses with a variety of thicknesses (excluding very thick, Grade 3 actinic keratoses which were not studied in the Phase 3 trials), LEVULAN KERASTICK topical solution plus BLU-U Blue Light Photodynamic Therapy Illuminator is more effective than vehicle plus BLU-U Blue Light Photodynamic Therapy Illuminator, but as shown in Table 5, the percentage of lesions with complete responses at 8 weeks after treatment with LEVULAN KERASTICK topical solution plus blue light illumination was lower for those lesions that were thicker at baseline. Efficacy of LEVULAN KERASTICK topical solution plus BLU-U Blue Light Photodynamic Therapy Illuminator on higher grade lesions was not studied in the Phase 3 clinical efficacy trials.

**TABLE 5 Lesions Complete Responses at Week 8 for Different Lesion Grades**

<b>Lesion Grade</b>	<b>LEVULAN KERASTICK Topical Solution + PDT</b>	<b>Vehicle + PDT</b>
Grade 1 (slightly palpable actinic keratoses: better felt than seen)	666/756 (88%)	122/302 (40%)
Grade 2 (moderately thick actinic keratoses: easily seen)	495/632 (78%)	52/199 (26%)



and felt)		
Grade 3 (very thick and/or hyperkeratotic actinic keratoses)	0	0

Those subjects who were not Complete Responders at Week 8 had retreatment of the persistent target lesions at Week 8. Among the subjects undergoing retreatment, efficacy results seen at 12 weeks after the initial treatment, i.e., at 4 weeks after the second treatment, are shown in Table 6.

**TABLE 6 Complete Responders at Week 12, Among Subjects Receiving Two Treatments**

	<b>LEVULAN KERATICK Topical Solution + PDT</b>	<b>Vehicle + PDT</b>
Total No. Subjects	24/56 (43%)	2/49 (4%)
Subjects with Face Lesions	21/40 (53%)	2/31 (6%)
Subjects with Scalp Lesions	3/16 (19%)	0/18 (0%)

The efficacy results seen at 12 weeks after treatment, which include the results at 12 weeks for those subjects who received a single treatment as well as the results at 12 weeks for those subjects who received a second treatment at week 8, are shown in Table 7.

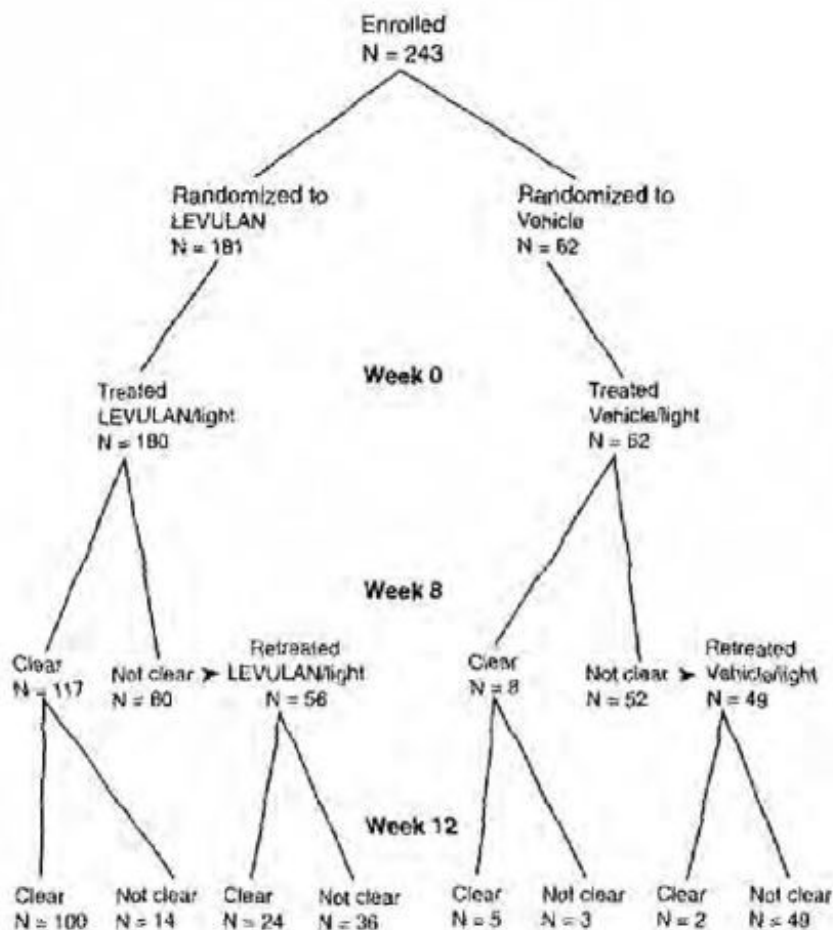
**TABLE 7 Subject Responses at Week 12, Among Subjects Who Received One or Two Treatments**

	<b>LEVULAN KERASTICK Topical Solution + PDT</b>	<b>Vehicle + PDT</b>
	Subjects with $\geq 75\%$ of Actinic Keratosis Lesions Cleared	
Total No. Subjects	158/180 (88%)	12/61 (20%)
Subjects with Face Lesions	127/138 (92%)	8/40 (20%)
Subjects with Scalp Lesions	31/42 (74%)	4/21 (19%)
	Complete Responders	
Total No. Subjects	129/180 (72%)	7/61 (11%)
Subjects with Face Lesions	108/138 (78%)	5/40 (13%)
Subjects with Scalp Lesions	21/42 (50%)	2/21 (10%)

Among Complete Responders at Week 8, 93% (in ALA-018) and 83% (in ALA-019) maintained complete response at Week 12. Among subjects with scalp lesions, the percentage of subjects with 100% of actinic keratosis lesions having complete response declined from Week 8 (55%) to Week 12 (50%), because there were more subjects with scalp lesions with 100% of actinic keratosis lesions cleared at Week 8 who had a recurrence of a lesion by Week 12 than there were subjects with scalp lesions who had retreatment of persistent lesions at Week 8 and who then achieved 100% of actinic

keratosis lesions cleared by Week 12. Subjects did not receive follow-up past 12 weeks after the initial treatment.

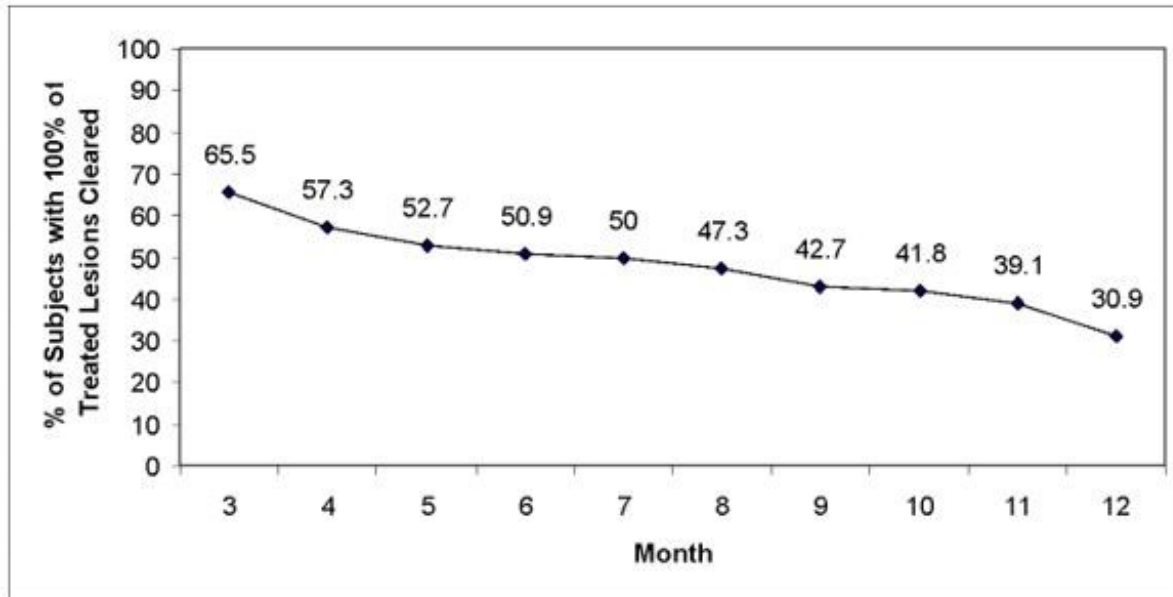
Subject outcomes recorded in the two Phase 3 trials are depicted in the following flowchart, in which Complete Responders are designated clear. Seven subjects in the active treatment arm and three subjects in the vehicle treatment arm withdrew or were lost to follow-up. Three subjects in the active treatment arm were treated at baseline but did not return for evaluation until Week 12. One subject in the active treatment arm and two in the vehicle treatment arm who were not clear at Week 8 did not receive retreatment.



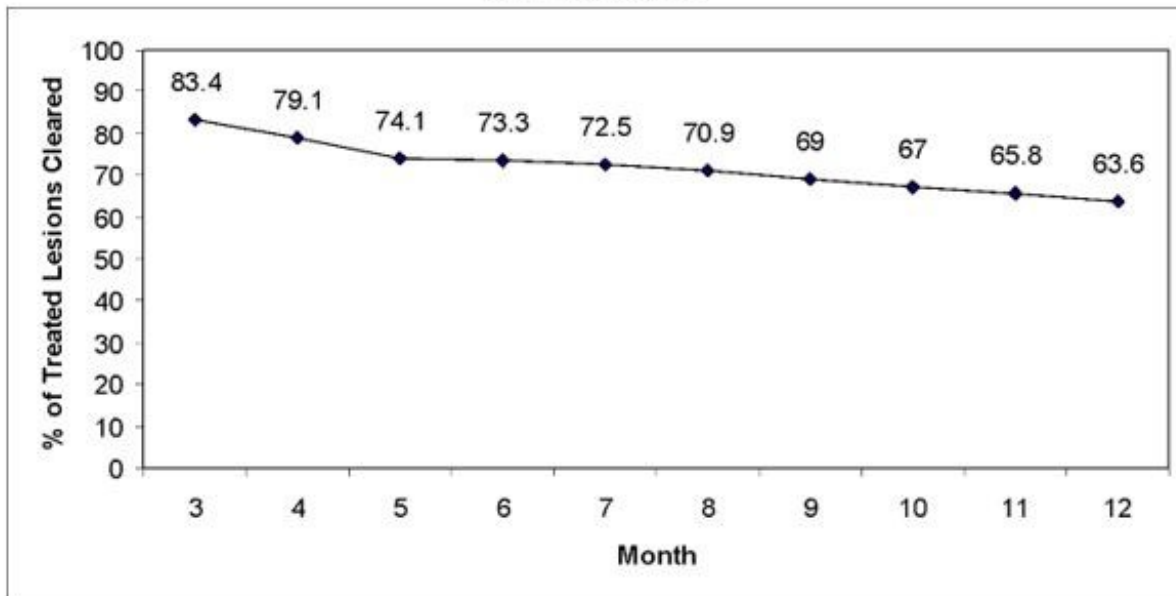
An open-label trial enrolled 110 subjects with 4 to 10 clinically typical, discrete actinic keratoses on the face or scalp, but not both locations. The target lesions were treated with the LEVULAN KERASTICK topical solution plus BLU-U Blue Light Photodynamic Therapy Illuminator. Any treated lesions that were not clear at Month 2 (Week 8) were re-treated. Subjects were followed monthly for 12 months. Lesions were designated as cleared if the lesion had completely cleared and adherent scaling plaques of actinic keratoses were no longer evident on the surface of the treated skin when palpated. The percentages of subjects in whom 100% of treated lesions were cleared (Complete Responders) by month, starting at Month 3 (Week 12), are shown in Figure 4. Of the 72 subjects with 100% of treated lesions cleared (Complete Responders) at Month 3, 53% had a recurrence by Month 12. A total of 748 individual lesions were treated; 539 were treated once and 209 were treated twice. At Month 3, 624 lesions (83%) were

cleared. From Month 3 through Month 12 of the trial, 476 lesions (64%) remained clear. See Figure 5. Of the 624 treated lesions determined cleared at Month 3, 24% had recurred by Month 12, while 5% were lost to follow-up and their recurrence status is unknown.

**Figure 4**  
**Percent of Subjects With 100% of Treated Lesions Cleared (Complete Responders) by Month (N=110 Subjects)**



**Figure 5**  
**Percent of Lesions Cleared at Month 3 and Remaining Clear Through Month 12 (N=748 Lesions)**



## 14.2 Actinic Keratoses of the Upper Extremities

The safety and efficacy of LEVULAN KERASTICK topical solution plus BLU-U Blue Light

Photodynamic Therapy Illuminator at 10J/cm<sup>2</sup> to treat actinic keratoses of the upper extremities has been evaluated in a multicenter randomized, parallel-group, evaluator-blinded, vehicle-controlled trial of 269 subjects.

In this trial (CP0108), 269 subjects with 4 -15 mild to moderate actinic keratoses on the upper extremities (dorsal hand/forearm area between the elbow and the base of the fingers) were treated with LEVULAN KERASTICK topical solution and BLU-U Blue Light Photodynamic Therapy Illuminator. Subjects ranged from 45 to 90 years of age (mean 68 years) and 90% had Fitzpatrick Skin Type I, II or III. No subjects had Fitzpatrick Skin Type V or VI. Approximately 70% of subjects were male and all subjects were Caucasian.

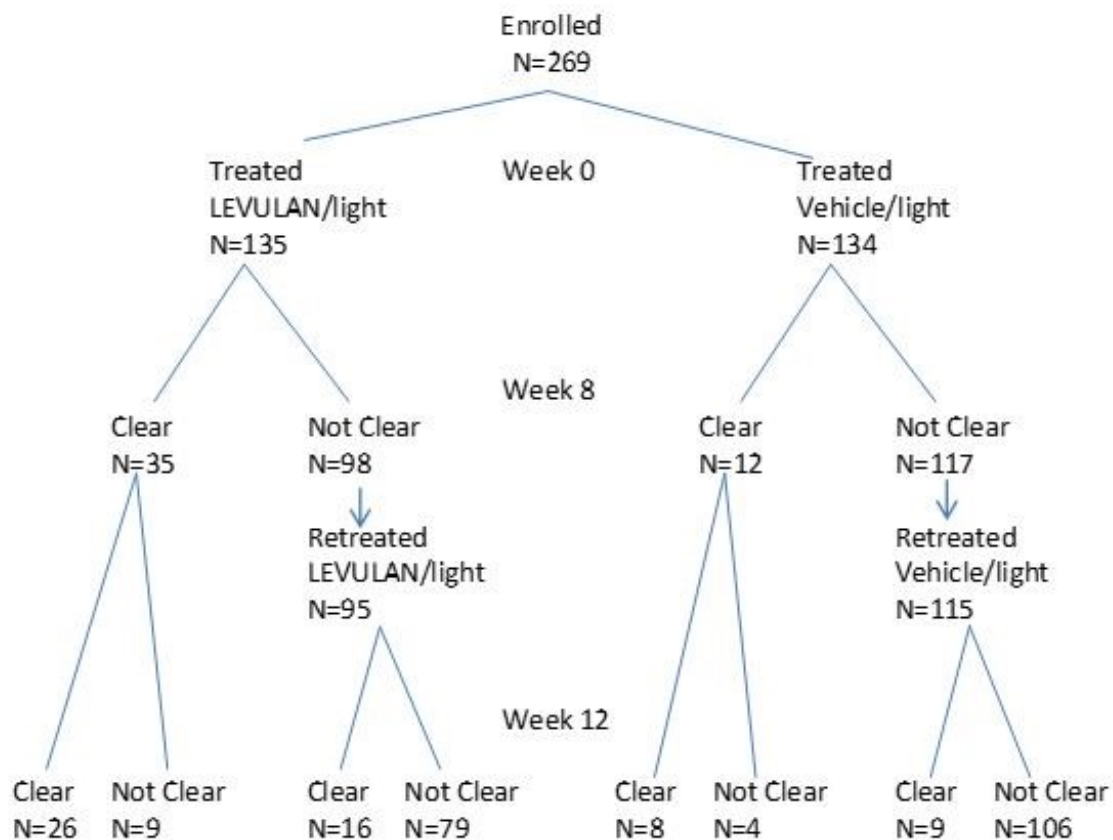
Subjects were randomized to treatment in a 1:1 ratio to receive either LEVULAN KERASTICK topical solution or vehicle. Treatment was applied to 4-15 lesions on one dorsal hand/forearm on each subject, and occluded for the three-hour incubation period before treatment with 10 J/cm<sup>2</sup> blue light delivered at 10 mW/cm<sup>2</sup>. Treatment was repeated at Week 8 if any actinic keratosis lesions were present in the treatment area.

The primary endpoint was the proportion of subjects with complete clearance of all actinic keratosis lesions in the treatment area 12 weeks after initial treatment. The results of the trial are presented in Table 8.

**Table 8 - Number and Percentage of Subjects with Actinic Keratosis of the Upper Extremities Achieving Complete Clearance at Week 12**

	<b>LEVULAN KERASTICK Topical Solution + PDT</b>	<b>Vehicle + PDT</b>
CP0108	42/135 (31%)	17/134 (13%)

Subject outcomes recorded in the trial of the upper extremities are depicted in the following flowchart.



Subjects who achieved complete clearance at Week 12 entered a 12-month follow-up period. Subjects who received LEVULAN KERASTICK topical solution with blue light and achieved complete clearance at Week 12 in CP0108A had a recurrence rate of 58% (22/38) at 12 months, where recurrence was defined as the presence of at least one previously treated lesion in the treatment area at any visit during the 12-month follow-up period.

## 16 HOW SUPPLIED/STORAGE AND HANDLING

### 16.1 How Supplied

The LEVULAN KERASTICK for topical solution, 20%, is supplied in packs of 6 applicators. Each LEVULAN KERASTICK applicator is for single use and consists of a plastic tube containing two sealed glass ampules and an applicator tip. One ampule contains 1.5 mL of solution vehicle. The other ampule contains 354 mg of aminolevulinic acid HCl. The applicator is covered with a protective cardboard sleeve and cap.

### 16.2 Product Package - NDC Number

Carton of 6 LEVULAN KERASTICK for topical solution, 20% applicators 67308-101-06

### 16.3 Storage

Store between 20° - 25 °C (68° - 77 °F); excursions permitted to 15° - 30 °C (59° - 86 °F) [See USP Controlled Room Temperature]. The LEVULAN KERASTICK topical solution should be used immediately following preparation (dissolution). Solution application must

be completed within 2 hours of preparation. An applicator that has been prepared must be discarded 2 hours after mixing (dissolving) and a new LEVULAN KERASTICK applicator used, if needed.

## **17 PATIENT COUNSELING INFORMATION**

Advise the patient to read the FDA-approved patient labeling (Patient Information and Instructions for Use).

### **Transient Amnestic Episodes**

Transient episodes of amnesia have been reported with LEVULAN KERASTICK in combination with BLU-U Blue Light Photodynamic Therapy Illuminator. Advise patients and their families or caregivers to contact their healthcare provider if memory impairment, confusion, or disorientation is observed [*see Warnings and Precautions (5.1)*].

### **Photosensitivity**

Transient episodes of amnesia have been reported with LEVULAN KERASTICK in combination with BLU-U Blue Light Photodynamic Therapy Illuminator. Advise patients and their families or caregivers to contact their healthcare provider if memory impairment, confusion, or disorientation is observed [*see Warnings and Precautions (5.2)*].

Advise patients that after LEVULAN KERASTICK topical solution has been applied, the treatment site will become photosensitive and that they should avoid exposure of the photosensitive treatment sites to sunlight or bright indoor light (e.g., examination lamps, operating room lamps, tanning beds, or lights at close proximity) for 40 hours. Exposure may result in a stinging and/or burning sensation and may cause erythema and/or edema of the lesions [*see Warnings and Precautions (5.2)*].

Advise patients to protect treated lesions from the sun by wearing a wide-brimmed hat or similar head covering of light-opaque material, and/or a long-sleeved shirt and/or gloves. Advise patients sunscreens will not protect against photosensitivity reactions caused by visible light. It has not been determined if perspiration can spread the LEVULAN KERASTICK topical solution outside the treatment site to the eye or surrounding skin [*see Warnings and Precautions (5.2)*].

If for any reason the patient cannot return for blue light treatment during the prescribed period after applying LEVULAN KERASTICK topical solution, advise patients to call the doctor. Advise patient to continue to avoid exposure of the photosensitized lesions to sunlight or prolonged or intense light for at least 40 hours. If stinging and/or burning is noted, exposure to light should be reduced [*see Warnings and Precautions (5.2)*].

Advise patients to avoid certain medications that may enhance the phototoxic reaction to PDT [*see Drug Interactions (7)*] .

### **Common Adverse Reactions**

Inform patients that treatment with LEVULAN KERASTICK topical solution plus BLU-U Blue Light Photodynamic Therapy Illuminator may result in sensitivity to light, skin irritation and local skin reactions including erythema, edema, stinging/burning, scaling, crusting, oozing, vesiculation, wheal, scabbing, pustules, ulceration, itching, erosion, hypo/hyperpigmentation, bleeding, tenderness, dysesthesia, and dryness.

LEVULAN, KERASTICK, KERASTICK KRUSHER, BLU-U, and DUSA are registered trademarks of DUSA Pharmaceuticals, Inc., a Sun Pharma company © 2020 Sun Pharmaceutical Industries, Inc. All rights reserved.

1. Manufactured by: Sun Pharmaceutical Industries, Inc.
2. Billerica, MA, 01821
3. LAB-0530AW, Revision: F



Sun Pharmaceutical Industries, Inc.

Princeton, NJ

1-877-533-3872

**PATIENT INFORMATION**  
**LEVULAN<sup>®</sup> KERASTICK<sup>®</sup> (LEV-you-lan KER-rah-stick)**  
**(aminolevulinic acid HCl)**  
**for topical solution, 20%**

**Important:**LEVULAN KERASTICK is for use as an in-office treatment. LEVULAN KERASTICK treatment is given by a healthcare provider only and is not for use at home.

**What is LEVULAN KERASTICK?**

LEVULAN KERASTICK is a prescription medicine used on the skin (topical) with blue light treatment (BLU-U Blue Light Photodynamic Therapy or PDT) for the treatment of minimally to moderately thick actinic keratoses (AK's) of the face, scalp, or upper arms.

It is not known if LEVULAN KERASTICK is safe and effective in children under 18 years of age.

**Who should not receive LEVULAN KERASTICK treatment?**

**Do not receive LEVULAN KERASTICK treatment if you:**

- are allergic to aminolevulinic acid HCl or to any of the ingredients in LEVULAN KERASTICK. See the end of this leaflet for a complete list of ingredients in LEVULAN KERASTICK.
- have porphyria or are allergic to porphyrins
- have a skin sensitivity to blue light

**Before receiving LEVULAN KERASTICK treatment, tell your healthcare provider about all of your medical conditions, including if you:**

- have blood clotting problems.
- are pregnant or plan to become pregnant. It is not known if LEVULAN KERASTICK will harm your unborn baby.
- are breastfeeding or plan to breastfeed. It is not known if LEVULAN KERASTICK passes into your breast milk. Talk to your healthcare provider about the best way to

feed your baby during LEVULAN KERASTICK treatment.

**Tell your healthcare provider about all of the medicines you take**, including prescription and over-the-counter medicines, vitamins, and herbal supplements. LEVULAN KERASTICK and other medicines may affect each other causing side effects.

### **How will I receive LEVULAN KERASTICK treatment?**

#### **● LEVULAN KERASTICK treatment is received in 2 parts:**

○ Your healthcare provider will apply LEVULAN KERASTICK topical solution to your skin lesions. You should not wash the treated areas before you return to your healthcare provider for blue light treatment.

○ After the prescribed amount of time you will return to your healthcare provider for blue light treatment. Call your healthcare provider if you cannot return for blue light treatment during the prescribed time after LEVULAN KERASTICK topical solution has been applied. If you cannot return for blue light treatment, avoid sunlight and bright indoor light for at least 40 hours after LEVULAN KERASTICK topical solution has been applied.

● During blue light treatment, you will likely feel tingling, stinging, prickling, or burning of the treated areas.

### **What should I avoid during LEVULAN KERASTICK treatment?**

**After LEVULAN KERASTICK topical solution is applied to your skin** you should avoid sunlight or bright indoor light (such as examination lights, operating room lights, tanning beds, or lights that are close to you) for 40 hours. During this time, the treated areas of your skin will become sensitive to light (photosensitive).

Exposure to light during this time may cause you to feel a burning or stinging sensation and may cause your treated lesions to become red or swollen. You should wear appropriate protective apparel such as a wide-brimmed hat, long sleeve shirt, and gloves to protect your treated skin from sunlight and other bright light.

**Sunscreen will not protect the treated areas of your skin against sensitivity to light.**

### **What are the possible side effects of LEVULAN KERASTICK?**

#### **LEVULAN KERASTICK may cause serious side effects, including:**

● **Temporary memory problems.** Temporary memory problems have happened during treatment with LEVULAN KERASTICK in combination with BLU-U<sup>®</sup> Blue Light Photodynamic Therapy Illuminator. You or your family members or caregiver should call your healthcare provider right away if you develop any problems with memory, confusion, or disorientation during treatment.

● **Sensitivity to light (photosensitivity).** See, "What should I avoid during LEVULAN KERASTICK treatment?"

● **Skin irritation.** LEVULAN KERASTICK topical solution contains alcohol and may cause skin irritation if covered or bandaged for longer than 3 hours,

#### **The common side effects of LEVULAN KERASTICK include:**

● Local skin reactions including redness, swelling, stinging and burning, scaling, crusting, oozing, pustules, welts, scabbing, itching, erosion, changes in skin color, bleeding, tenderness, changes in the sense of touch, and dryness.

These are not all the possible side effects of LEVULAN KERASTICK.

Call your doctor for medical advice about side effects. You may report side effects to



FDA at 1-800-FDA-1088.

## General Information about LEVULAN KERASTICK

Medicines are sometimes prescribed for purposes other than those listed in a Patient Information leaflet. You can ask your pharmacist and healthcare provider for information about LEVULAN KERASTICK that is written for health professionals.

### What are the Ingredients in LEVULAN KERASTICK?

**Active ingredient:** aminolevulinic acid HCl

**Inactive ingredients:** alcohol USP (ethanol content = 48% v/v), water, laureth-4, isopropyl alcohol, polyethylene glycol

Manufactured by:  
Sun Pharmaceutical Industries, Inc., Billerica, MA 01821

For more information call 1-877-533-3872  
[www.levulanhcp.com](http://www.levulanhcp.com)

This Patient Information has been approved by the U.S. Food and Drug Administration.

Revised: 01/2020.

PM-US-LEV-0389 LAB-0529 REV E



## PACKAGE LABEL

### LEVULAN<sup>®</sup> KERASTICK<sup>®</sup>

(aminolevulinic acid HCl) for Topical Solution, 20%

SINGLE USE APPLICATOR 1.5 mL

NDC 67308-101-01

A  
↑  
CRUSH  
HERE  
↓  
A

LOT NO.:

EXP. DATE:

B  
↑

CRUSH  
HERE  
↓  
B

MANUFACTURED BY:  
Sun Pharmaceutical Industries, Inc.  
Billerica, MA 01821

LAB-0528 AW REV F



NDC 67308-101-06

**LEVULAN®**  
**KERASTICK®**  
(aminolevulinic acid HCl)  
for Topical Solution, 20%

**6 SINGLE USE APPLICATORS/1.5 ML EACH**

FOR TOPICAL USE ONLY

NOT FOR USE IN EYES

FOR ADMINISTRATION BY HEALTH PROFESSIONAL ONLY

RX Only

**Each applicator contains:**

Active Ingredient: 354mg aminolevulinic acid HCl

Inactive Ingredients: Alcohol, USP (ethanol content=48%v/v), Water, laureth-4, isopropyl alcohol and polyethylene glycol.

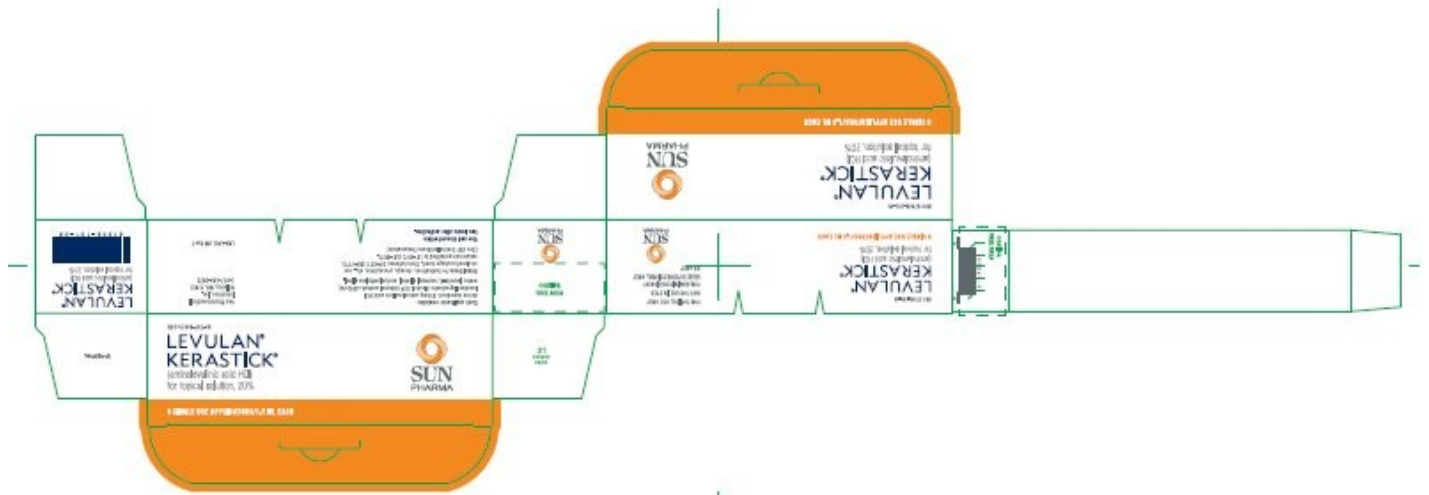
**Usual Dose:** For indications, dosage, precautions, etc., see enclosed package insert.  
Store between 20°- 25°C (68°-77°F), excursions permitted to 15°- 30°C (59° - 86°F).

[See USP Controlled Room Temperature]

**Use and discard within two hours after activation.**

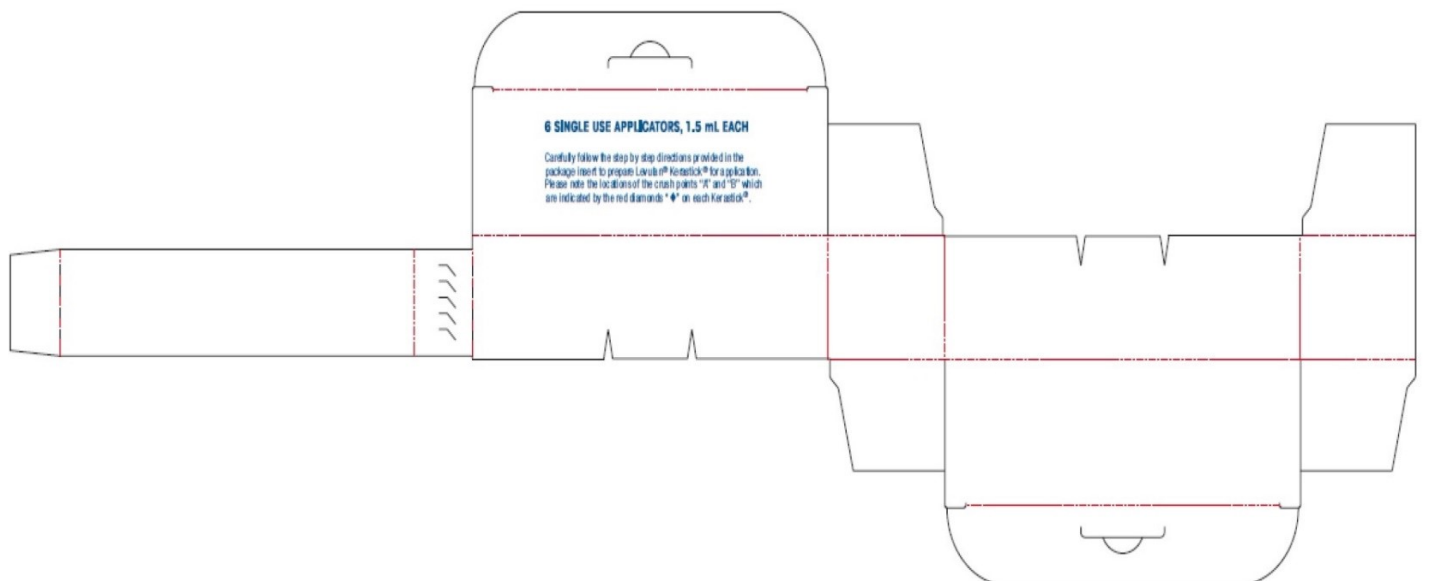
Sun Pharmaceutical Industries, Inc.  
Billerica, MA 01821  
1-877-533-3872 or  
1-978-657-7500

LAB-1451 AW Rev F



**6 SINGLE USE APPLICATORS, 1.5 ML EACH**

Carefully follow the step by step directions provided in the package insert to prepare Levulan<sup>®</sup> Kerastick<sup>®</sup> for application. Please note the locations of the crush points "A" and "B" which are indicated by the red diamonds "♦" on each Kerastick<sup>®</sup>.



NDC 67308-101-01

Levulan® Kerastick®  
(aminolevulinic acid HCl) for Topical Solution, 20%

SINGLE USE APPLICATOR 1.5 ML

LOT NO.:

EXP. DATE:

SAMPLE: NOT FOR SALE

Manufactured By:

Sun Pharmaceutical Industries, Inc.  
Billerica, MA 01821

LAB-1411 REV.: C



**NDC 67308-101-02**

**Levulan® Kerastick®**  
(aminolevulinic acid HCl) for Topical Solution, 20%

2 SINGLE USE APPLICATORS, 1.5 mL EACH

**SAMPLE  
NOT FOR SALE**

For Topical Use Only

Not For Use in Eyes

FOR ADMINISTRATION BY HEALTH PROFESSIONAL ONLY

Rx only

Carefully follow the step by step directions provided in the package to prepare Levulan<sup>®</sup> Kerastick<sup>®</sup> for application. Please note the locations of the crush points "A" and "B" which are indicated by the red diamonds "◆" on each Kerastick<sup>®</sup>.

CAT. NO.:

LOT NO.:

EXP. DATE:

Sun Pharmaceutical Industries, Inc.  
Billerica, MA 01821  
1-877-533-3872  
LAB-1462AW REV. C

Each applicator contains:

Active Ingredient: 354mg aminolevulinic acid HCl

Inactive Ingredients: Alcohol, USP (ethanol content-48% v/v), water, laureth-4, isopropyl alcohol, and polyethylene glycol.

Usual Dose:

For indications, dosage, precautions, etc., see enclosed package insert.

Store between 20°-25°C (68°-77°F); excursions permitted to 15°-30°C (59°-86°F)

[See USP Controlled Room Temperature]

**Use and discard within two hours after activation.**



## LEVULAN KERASTICK

aminolevulinic acid hydrochloride kit

### Product Information

<b>Product Type</b>	HUMAN PRESCRIPTION DRUG	<b>Item Code (Source)</b>	NDC:67308-101
---------------------	-------------------------	---------------------------	---------------

### Packaging

#	Item Code	Package Description	Marketing Start Date	Marketing End Date
1	NDC:67308-101-06	6 in 1 CARTON	09/24/2000	
1	NDC:67308-101-01	1 in 1 APPLICATOR; Type 0: Not a Combination Product		
2	NDC:67308-101-02	2 in 1 CARTON	12/20/2000	
2	NDC:67308-101-01	1 in 1 APPLICATOR; Type 0: Not a Combination Product		
3	NDC:67308-101-01	1 in 1 APPLICATOR; Type 0: Not a Combination Product	09/04/2000	

### Quantity of Parts

Part #	Package Quantity	Total Product Quantity
Part 1	1 AMPULE	1.5 mL

Part 2 | 1 AMPULE

1.5 mL

**Part 1 of 2****LEVULAN**

aminolevulinic acid hydrochloride powder, for solution

**Product Information****Route of Administration** TOPICAL**Active Ingredient/Active Moiety**

Ingredient Name	Basis of Strength	Strength
<b>AMINOLEVULINIC ACID HYDROCHLORIDE</b> (UNII: V35KBM8JGR) (AMINOLEVULINIC ACID - UNII:88755TAZ87)	AMINOLEVULINIC ACID HYDROCHLORIDE	354 mg in 1.5 mL

**Packaging**

#	Item Code	Package Description	Marketing Start Date	Marketing End Date
1		1.5 mL in 1 AMPULE; Type 0: Not a Combination Product		

**Marketing Information**

Marketing Category	Application Number or Monograph Citation	Marketing Start Date	Marketing End Date
NDA	NDA020965	09/24/2000	

**Part 2 of 2****DILUENT**

diluent solution

**Product Information****Route of Administration** TOPICAL**Inactive Ingredients**

Ingredient Name	Strength
<b>ALCOHOL</b> (UNII: 3K9958V90M)	
<b>WATER</b> (UNII: 059QF0KO0R)	

<b>LAURETH-4</b> (UNII: 6HQ855798J)	
<b>ISOPROPYL ALCOHOL</b> (UNII: ND2M416302)	
<b>POLYETHYLENE GLYCOL, UNSPECIFIED</b> (UNII: 3WJQ0SDW1A)	

<b>Packaging</b>				
#	Item Code	Package Description	Marketing Start Date	Marketing End Date
1		1.5 mL in 1 AMPULE; Type 0: Not a Combination Product		

<b>Marketing Information</b>			
Marketing Category	Application Number or Monograph Citation	Marketing Start Date	Marketing End Date
NDA	NDA020965	09/24/2000	

<b>Marketing Information</b>			
Marketing Category	Application Number or Monograph Citation	Marketing Start Date	Marketing End Date
NDA	NDA020965	09/04/2000	

**Labeler** - Sun Pharmaceutical Industries, Inc (139261648)

<b>Establishment</b>			
Name	Address	ID/FEI	Business Operations
Sun Pharmaceutical Industries, Inc		139261648	manufacture(67308-101)

Revised: 5/2024

Sun Pharmaceutical Industries, Inc