

**CLINDAMYCIN HYDROCHLORIDE- clindamycin hydrochloride capsule**  
**Preferred Pharmaceuticals, Inc.**

-----  
**CLINDAMYCIN HYDROCHLORIDE CAPSULES, USP**

**Rx only**

To reduce the development of drug-resistant bacteria and maintain the effectiveness of clindamycin hydrochloride capsules and other antibacterial drugs, clindamycin hydrochloride capsules should be used only to treat or prevent infections that are proven or strongly suspected to be caused by bacteria.

**WARNING**

*Clostridium difficile* associated diarrhea (CDAD) has been reported with use of nearly all antibacterial agents, including clindamycin hydrochloride and may range in severity from mild diarrhea to fatal colitis. Treatment with antibacterial agents alters the normal flora of the colon, leading to overgrowth of *C. difficile*.

Because clindamycin hydrochloride therapy has been associated with severe colitis which may end fatally, it should be reserved for serious infections where less toxic antimicrobial agents are inappropriate, as described in the **INDICATIONS AND USAGE** section. It should not be used in patients with nonbacterial infections such as most upper respiratory tract infections.

*C. difficile* produces toxins A and B, which contribute to the development of CDAD. Hypertoxin producing strains of *C. difficile* cause increased morbidity and mortality, as these infections can be refractory to antimicrobial therapy and may require colectomy. CDAD must be considered in all patients who present with diarrhea following antibiotic use. Careful medical history is necessary since CDAD has been reported to occur over two months after the administration of antibacterial agents.

If CDAD is suspected or confirmed, ongoing antibiotic use not directed against *C. difficile* may need to be discontinued. Appropriate fluid and electrolyte management, protein supplementation, antibiotic treatment of *C. difficile*, and surgical evaluation should be instituted as clinically indicated.

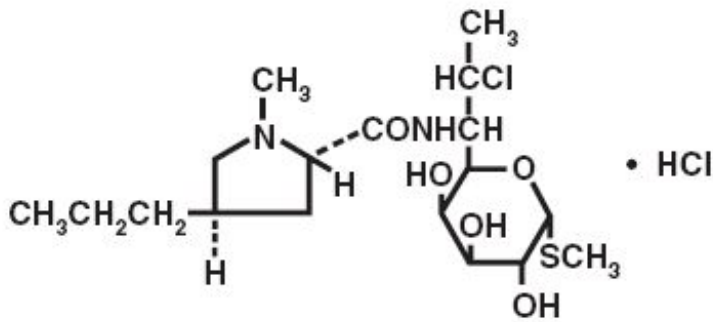
**DESCRIPTION**

Clindamycin hydrochloride is the hydrated hydrochloride salt of clindamycin. Clindamycin is a semisynthetic antibiotic produced by a 7(S)-chloro-substitution of the 7(R)-hydroxyl group of the parent compound lincomycin.

Clindamycin hydrochloride capsules, USP contain clindamycin hydrochloride, USP equivalent to 150 mg or 300 mg of clindamycin.

Inactive ingredients: **150 mg** - black iron oxide, corn starch, D&C Yellow #10, FD&C Blue no. 1, gelatin, lactose monohydrate, magnesium stearate, potassium hydroxide, propylene glycol, shellac, talc, and titanium dioxide; **300 mg** - black iron oxide, corn starch, FD&C Blue no. 1, gelatin, lactose monohydrate, magnesium stearate, potassium hydroxide, propylene glycol, shellac, talc, and titanium dioxide.

The structural formula is represented below:



$C_{18}H_{33}ClN_2O_5 \cdot HCl$  M.W. 461.45

The chemical name for clindamycin hydrochloride is Methyl 7-chloro-6, 7, 8-trideoxy-6-(1-methyl-*trans*-4-propyl-L-2-pyrrolidinecarboxamido)-1-thio-L-*threo*- $\alpha$ -D-galacto-octopyranoside monohydrochloride.

## CLINICAL PHARMACOLOGY

### Human Pharmacology

#### Absorption

Serum level studies with a 150 mg oral dose of clindamycin hydrochloride in 24 normal adult volunteers showed that clindamycin was rapidly absorbed after oral administration. An average peak serum level of 2.50 mcg/mL was reached in 45 minutes; serum levels averaged 1.51 mcg/mL at 3 hours and 0.70 mcg/mL at 6 hours. Absorption of an oral dose is virtually complete (90%), and the concomitant administration of food does not appreciably modify the serum concentrations; serum levels have been uniform and predictable from person to person and dose to dose. Serum level studies following multiple doses of clindamycin hydrochloride for up to 14 days show no evidence of accumulation or altered metabolism of drug. Doses of up to 2 grams of clindamycin per day for 14 days have been well tolerated by healthy volunteers, except that the incidence of gastrointestinal side effects is greater with the higher doses.

#### Distribution

Concentrations of clindamycin in the serum increased linearly with increased dose. Serum levels exceed the MIC (minimum inhibitory concentration) for most indicated organisms for at least six hours following administration of the usually recommended doses. Clindamycin is widely distributed in body fluids and tissues (including bones). No significant levels of clindamycin are attained in the cerebrospinal fluid, even in the presence of inflamed meninges.

#### Excretion

The average biological half-life is 2.4 hours. Approximately 10% of the bioactivity is excreted in the urine and 3.6% in the feces; the remainder is excreted as bioinactive metabolites.

### Special Populations

#### *Renal Impairment*

Serum half-life of clindamycin is increased slightly in patients with markedly reduced renal function. Hemodialysis and peritoneal dialysis are not effective in removing clindamycin from the serum.

#### *Use in Elderly*

Pharmacokinetic studies in elderly volunteers (61 to 79 years) and younger adults (18 to 39 years) indicate that age alone does not alter clindamycin pharmacokinetics (clearance, elimination half-life, volume of distribution, and area under the serum concentration-time curve) after IV administration of

clindamycin phosphate. After oral administration of clindamycin hydrochloride, elimination half-life is increased to approximately 4 hours (range 3.4 to 5.1 h) in the elderly compared to 3.2 hours (range 2.1 to 4.2 h) in younger adults. The extent of absorption, however, is not different between age groups and no dosage alteration is necessary for the elderly with normal hepatic function and normal (age-adjusted) renal function.

### **Microbiology**

Clindamycin inhibits bacterial protein synthesis by binding to the 50S subunit of the ribosome. It has activity against Gram-positive aerobes and anaerobes as well as some Gram-negative anaerobes. Clindamycin is bacteriostatic. Cross-resistance between clindamycin and lincomycin is complete. Antagonism *in vitro* has been demonstrated between clindamycin and erythromycin. Clindamycin inducible resistance has been identified in macrolide-resistant staphylococci and beta-hemolytic streptococci. Macrolide-resistant isolates of these organisms should be screened for clindamycin inducible resistance using the D-zone test.

Clindamycin has been shown to be active against most of the isolates of the following microorganisms, both *in vitro* and in clinical infections, as described in the **INDICATIONS AND USAGE** section.

#### **Gram-positive aerobes**

*Staphylococcus aureus* (methicillin-susceptible strains)

*Streptococcus pneumoniae* (penicillin-susceptible strains)

*Streptococcus pyogenes*

#### **Anaerobes**

*Prevotella melaninogenica*

*Fusobacterium necrophorum*

*Fusobacterium nucleatum*

*Peptostreptococcus anaerobius*

*Clostridium perfringens*

At least 90% of the microorganisms listed below exhibit *in vitro* minimum inhibitory concentrations (MICs) less than or equal to the clindamycin susceptible MIC breakpoint for organisms of a similar type to those shown in Table 1. However, the efficacy of clindamycin in treating clinical infections due to these microorganisms **has not been** established in adequate and well-controlled clinical trials.

#### **Gram-positive aerobes**

*Staphylococcus epidermidis* (methicillin-susceptible strains)

*Streptococcus agalactiae*

*Streptococcus anginosus*

*Streptococcus oralis*

*Streptococcus mitis*

#### **Anaerobes**

*Prevotella intermedia*

*Prevotella bivia*

*Propionibacterium acnes*

*Micromonas* (“*Peptostreptococcus*”) *micros*

*Finegoldia* (“*Peptostreptococcus*”) *magna*

*Actinomyces israelii*

*Clostridium clostridioforme*

*Eubacterium lentum*

## Susceptibility Testing Methods

When available, the clinical microbiology laboratory should provide cumulative *in vitro* susceptibility test results for antimicrobial drugs used in local hospitals and practice areas to the physician as periodic reports that describe the susceptibility profile of nosocomial and community-acquired pathogens. These reports should aid the physician in selecting the most effective antimicrobial.

### Dilution Techniques

Quantitative methods are used to determine antimicrobial minimum inhibitory concentrations (MICs). These MICs provide estimates of the susceptibility of bacteria to antimicrobial compounds. The MICs should be determined using a standardized procedure based on dilution method (broth, agar, or microdilution)<sup>1,2</sup> or equivalent using standardized inoculum and concentrations of clindamycin. The MIC values should be interpreted according to the criteria provided in Table 1.

### Diffusion Techniques

Quantitative methods that require the measurement of zone diameters also provide reproducible estimates of the susceptibility of bacteria to antimicrobial compounds. The standardized procedure<sup>1,3</sup> requires the use of standardized inoculum concentrations. This procedure uses paper disks impregnated with 2 mcg of clindamycin to test the susceptibility of microorganisms to clindamycin. Reports from the laboratory providing results of the standard single-disk susceptibility test with a 2 mcg clindamycin disk should be interpreted according to the criteria in Table 1.

**Table 1. Susceptibility Interpretive Criteria for Clindamycin**

Pathogen	Susceptibility Interpretive Criteria					
	Minimal Inhibitory Concentrations (MIC in mcg/mL)			Disk Diffusion (Zone Diameters in mm)		
	S	I	R	S	I	R
<i>Staphylococcus</i> spp.	≤ 0.5	1 to 2	≥ 4	≥ 21	15 to 20	≤ 14
<i>Streptococcus pneumoniae</i> and other <i>Streptococcus</i> spp.	≤ 0.25	0.5	≥ 1	≥ 19	16 to 18	≤ 15
Anaerobic Bacteria	≤ 2	4	≥ 8	NA	NA	NA

NA = not applicable

A report of “Susceptible” indicates that the pathogen is likely to be inhibited if the antimicrobial compound in the blood reaches the concentrations usually achievable. A report of “Intermediate” indicates that the result should be considered equivocal, and, if the microorganism is not fully susceptible to alternative, clinically feasible drugs, the test should be repeated. This category implies possible clinical applicability in body sites where the drug is physiologically concentrated or in situations where high dosage of drug can be used. This category also provides a buffer zone that prevents small, uncontrolled technical factors from causing major discrepancies in interpretation.

A report of “Resistant” indicates that the pathogen is not likely to be inhibited if the antimicrobial compound in the blood reaches the concentrations usually achievable; other therapy should be selected.

### Quality Control

Standardized susceptibility test procedures require the use of laboratory controls to monitor and ensure the accuracy and precision of the supplies and reagents used in the assay, and the techniques of the individuals performing the test.<sup>1,2,3,4</sup> Standard clindamycin powder should provide the MIC ranges in

Table 2. For the disk diffusion technique using the 2 mcg clindamycin disk the criteria provided in Table 2 should be achieved.

**Table 2. Acceptable Quality Control Ranges for Clindamycin to be Used in Validation of Susceptibility Test Results**

QC Strain	Acceptable Quality Control Ranges	
	Minimum Inhibitory Concentration Range(mcg/mL)	Disk Diffusion Range(Zone Diameters in mm)
<b>When Testing Aerobic Pathogens</b>		
<i>Staphylococcus aureus</i> ATCC 29213	0.06 to 0.25	NA
<i>Staphylococcus aureus</i> ATCC 25923	NA	24 to 30
<i>Streptococcus pneumoniae</i> ATCC 49619	0.03 to 0.12	19 to 25
<b>When Testing Anaerobes</b>		
<i>Bacteroides fragilis</i> ATCC 25285	0.5 to 2	NA
<i>Bacteroides thetaiotaomicron</i> ATCC 29741	2 to 8	NA
<i>Eubacterium lentum</i> ATCC 43055	0.06 to 0.25	NA

NA = Not applicable

ATCC® is a registered trademark of the American Type Culture Collection

## INDICATIONS AND USAGE

Clindamycin hydrochloride capsules, USP are indicated in the treatment of serious infections caused by susceptible anaerobic bacteria.

Clindamycin hydrochloride capsules, USP are also indicated in the treatment of serious infections due to susceptible strains of streptococci, pneumococci, and staphylococci. Its use should be reserved for penicillin-allergic patients or other patients for whom, in the judgment of the physician, a penicillin is inappropriate. Because of the risk of colitis, as described in the **WARNING** box, before selecting clindamycin hydrochloride capsules, USP the physician should consider the nature of the infection and the suitability of less toxic alternatives (e.g., erythromycin).

**Anaerobes:** Serious respiratory tract infections such as empyema, anaerobic pneumonitis, and lung abscess; serious skin and soft tissue infections; septicemia; intra-abdominal infections such as peritonitis and intra-abdominal abscess (typically resulting from anaerobic organisms resident in the normal gastrointestinal tract); infections of the female pelvis and genital tract such as endometritis, nongonococcal tubo-ovarian abscess, pelvic cellulitis, and postsurgical vaginal cuff infection.

**Streptococci:** Serious respiratory tract infections; serious skin and soft tissue infections.

**Staphylococci:** Serious respiratory tract infections; serious skin and soft tissue infections.

**Pneumococci:** Serious respiratory tract infections.

Bacteriologic studies should be performed to determine the causative organisms and their susceptibility to clindamycin.

To reduce the development of drug-resistant bacteria and maintain the effectiveness of clindamycin hydrochloride capsules, USP and other antibacterial drugs, clindamycin hydrochloride capsules, USP should be used only to treat or prevent infections that are proven or strongly suspected to be caused by susceptible bacteria. When culture and susceptibility information are available, they should be considered in selecting or modifying antibacterial therapy. In the absence of such data, local epidemiology and susceptibility patterns may contribute to the empiric selection of therapy.

## CONTRAINDICATIONS

Clindamycin hydrochloride capsules are contraindicated in individuals with a history of hypersensitivity to preparations containing clindamycin or lincomycin.

## WARNINGS

See **WARNING** box.

*Clostridium difficile* associated diarrhea (CDAD) has been reported with use of nearly all antibacterial agents, including clindamycin hydrochloride, and may range in severity from mild diarrhea to fatal colitis. Treatment with antibacterial agents alters the normal flora of the colon, leading to overgrowth of *C. difficile*.

*C. difficile* produces toxins A and B, which contribute to the development of CDAD. Hypertoxin producing strains of *C. difficile* cause increased morbidity and mortality, as these infections can be refractory to antimicrobial therapy and may require colectomy. CDAD must be considered in all patients who present with diarrhea following antibiotic use. Careful medical history is necessary since CDAD has been reported to occur over two months after the administration of antibacterial agents.

If CDAD is suspected or confirmed, ongoing antibiotic use not directed against *C. difficile* may need to be discontinued. Appropriate fluid and electrolyte management, protein supplementation, antibiotic treatment of *C. difficile*, and surgical evaluation should be instituted as clinically indicated.

A careful inquiry should be made concerning previous sensitivities to drugs and other allergens.

**Usage in Meningitis**-Since clindamycin does not diffuse adequately into the cerebrospinal fluid, the drug should not be used in the treatment of meningitis.

## PRECAUTIONS

### General

Review of experience to date suggests that a subgroup of older patients with associated severe illness may tolerate diarrhea less well. When clindamycin is indicated in these patients, they should be carefully monitored for change in bowel frequency.

Clindamycin hydrochloride should be prescribed with caution in individuals with a history of gastrointestinal disease, particularly colitis.

Clindamycin hydrochloride should be prescribed with caution in atopic individuals.

Indicated surgical procedures should be performed in conjunction with antibiotic therapy.

The use of clindamycin hydrochloride occasionally results in overgrowth of nonsusceptible organisms—particularly yeasts. Should superinfections occur, appropriate measures should be taken as indicated by the clinical situation.

Clindamycin dosage modification may not be necessary in patients with renal disease. In patients with moderate to severe liver disease, prolongation of clindamycin half-life has been found. However, it was postulated from studies that when given every eight hours, accumulation should rarely occur. Therefore, dosage modification in patients with liver disease may not be necessary. However, periodic

liver enzyme determinations should be made when treating patients with severe liver disease.

Prescribing clindamycin hydrochloride capsules in the absence of a proven or strongly suspected bacterial infection or a prophylactic indication is unlikely to provide benefit to the patient and increases the risk of the development of drug-resistant bacteria.

### **Information for Patients**

Patients should be counseled that antibacterial drugs, including clindamycin hydrochloride capsules, should only be used to treat bacterial infections. They do not treat viral infections (e.g., the common cold). When clindamycin hydrochloride capsules are prescribed to treat a bacterial infection, patients should be told that although it is common to feel better early in the course of therapy, the medication should be taken exactly as directed. Skipping doses or not completing the full course of therapy may (1) decrease the effectiveness of the immediate treatment and (2) increase the likelihood that bacteria will develop resistance and will not be treatable by clindamycin hydrochloride capsules or other antibacterial drugs in the future.

Diarrhea is a common problem caused by antibiotics which usually ends when the antibiotic is discontinued. Sometimes after starting treatment with antibiotics, patients can develop watery and bloody stools (with or without stomach cramps and fever) even as late as two or more months after having taken the last dose of the antibiotic. If this occurs, patients should contact their physician as soon as possible.

### **Laboratory Tests**

During prolonged therapy, periodic liver and kidney function tests and blood counts should be performed.

### **Drug Interactions**

Clindamycin has been shown to have neuromuscular blocking properties that may enhance the action of other neuromuscular blocking agents. Therefore, it should be used with caution in patients receiving such agents.

Antagonism has been demonstrated between clindamycin and erythromycin *in vitro*. Because of possible clinical significance, these two drugs should not be administered concurrently.

### **Carcinogenesis, Mutagenesis, Impairment of Fertility**

Long-term studies in animals have not been performed with clindamycin to evaluate carcinogenic potential. Genotoxicity tests performed included a rat micronucleus test and an Ames Salmonella reversion test. Both tests were negative.

Fertility studies in rats treated orally with up to 300 mg/kg/day (approximately 1.6 times the highest recommended adult human dose based on mg/m<sup>2</sup>) revealed no effects on fertility or mating ability.

### **Pregnancy: Teratogenic effects**

#### *Pregnancy Category B*

Reproduction studies performed in rats and mice using oral doses of clindamycin up to 600 mg/kg/day (3.2 and 1.6 times the highest recommended adult human dose based on mg/m<sup>2</sup>, respectively) or subcutaneous doses of clindamycin up to 250 mg/kg/day (1.3 and 0.7 times the highest recommended adult human dose based on mg/m<sup>2</sup>, respectively) revealed no evidence of teratogenicity.

There are, however, no adequate and well-controlled studies in pregnant women. Because animal reproduction studies are not always predictive of the human response, this drug should be used during pregnancy only if clearly needed.

### **Nursing Mothers**

Clindamycin has been reported to appear in breast milk in the range of 0.7 to 3.8 mcg/mL.

## Pediatric Use

When clindamycin hydrochloride is administered to the pediatric population (birth to 16 years), appropriate monitoring of organ system functions is desirable.

## Geriatric Use

Clinical studies of clindamycin did not include sufficient numbers of patients age 65 and over to determine whether they respond differently from younger patients. However, other reported clinical experience indicates that antibiotic-associated colitis and diarrhea (due to *Clostridium difficile*) seen in association with most antibiotics occur more frequently in the elderly (> 60 years) and may be more severe. These patients should be carefully monitored for the development of diarrhea.

Pharmacokinetic studies with clindamycin have shown no clinically important differences between young and elderly subjects with normal hepatic function and normal (age-adjusted) renal function after oral or intravenous administration.

## ADVERSE REACTIONS

The following reactions have been reported with the use of clindamycin.

**Gastrointestinal:** Abdominal pain, pseudomembranous colitis, esophagitis, nausea, vomiting, and diarrhea (see **WARNING** box). The onset of pseudomembranous colitis symptoms may occur during or after antibacterial treatment (see **WARNINGS**).

**Hypersensitivity Reactions:** Generalized mild to moderate morbilliform-like (maculopapular) skin rashes are the most frequently reported adverse reactions. Vesiculobullous rashes, as well as urticaria, have been observed during drug therapy. Rare instances of erythema multiforme, some resembling Stevens-Johnson syndrome, and a few cases of anaphylactoid reactions have also been reported.

**Skin and Mucous Membranes:** Pruritus, vaginitis, and rare instances of exfoliative dermatitis have been reported. (See **Hypersensitivity Reactions**.)

**Liver:** Jaundice and abnormalities in liver function tests have been observed during clindamycin therapy.

**Renal:** Although no direct relationship of clindamycin to renal damage has been established, renal dysfunction as evidenced by azotemia, oliguria, and/or proteinuria has been observed in rare instances.

**Hematopoietic:** Transient neutropenia (leukopenia) and eosinophilia have been reported. Reports of agranulocytosis and thrombocytopenia have been made. No direct etiologic relationship to concurrent clindamycin therapy could be made in any of the foregoing.

**Musculoskeletal:** Rare instances of polyarthritis have been reported.

## OVERDOSAGE

Significant mortality was observed in mice at an intravenous dose of 855 mg/kg and in rats at an oral or subcutaneous dose of approximately 2618 mg/kg. In the mice, convulsions and depression were observed.

Hemodialysis and peritoneal dialysis are not effective in removing clindamycin from the serum.

## DOSAGE AND ADMINISTRATION

If significant diarrhea occurs during therapy, this antibiotic should be discontinued (see **WARNING** box).

**Adults:** *Serious infections*—150 to 300 mg every 6 hours. *More severe infections* - 300 to 450 mg every 6 hours. **Pediatric Patients:** *Serious infections* - 8 to 16 mg/kg/day (4 to 8 mg/lb/day) divided into three or



four equal doses. *More severe infections* - 16 to 20 mg/kg/day (8 to 10 mg/lb/day) divided into three or four equal doses.

To avoid the possibility of esophageal irritation, clindamycin hydrochloride capsules should be taken with a full glass of water.

Serious infections due to anaerobic bacteria are usually treated with clindamycin injection. However, in clinically appropriate circumstances, the physician may elect to initiate treatment or continue treatment with clindamycin hydrochloride capsules.

In cases of  $\beta$ -hemolytic streptococcal infections, treatment should continue for at least 10 days.

## HOW SUPPLIED

Clindamycin hydrochloride capsules, USP are available in the following strengths, colors and sizes:

**Clindamycin hydrochloride capsules, USP, 150 mg** are size '1' capsules with turquoise blue opaque cap and light green body imprinted with "RX692" on cap and body in black ink containing white to off white powder. They are supplied as follows:

Bottles of 12 - 68788-9943-1

Bottles of 14 - 68788-9943-4

Bottles of 20 - 68788-9943-2

Bottles of 21 - 68788-9943-7

Bottles of 28 - 68788-9943-8

Bottles of 30 - 68788-9943-3

Bottles of 56 - 68788-9943-5

Bottles of 60 - 68788-9943-6

**Clindamycin hydrochloride capsules, USP, 300 mg** are size '0' capsules with turquoise blue opaque cap and turquoise blue opaque body imprinted with "RX693" on cap and body in black ink containing white to off white powder. They are supplied as follows:

Bottles of 20 - 68788-9942-2

Bottles of 21 - 68788-9942-8

Bottles of 30 - 68788-9942-3

Bottles of 40 - 68788-9942-4

Bottles of 60 - 68788-9942-6

Store at 20° - 25° C (68° - 77° F) [See USP Controlled Room Temperature].

TO report SUSPECTED ADVERSE REACTIONS, contact the FDA at **1-800-FDA-1088** or [www.fda.gov/medwatch](http://www.fda.gov/medwatch).

## ANIMAL TOXICOLOGY

One-year oral toxicity studies in Spartan Sprague-Dawley rats and beagle dogs at dose levels up to 300 mg/kg/day (approximately 1.6 and 5.4 times the highest recommended adult human dose based on mg/m<sup>2</sup>, respectively) have shown clindamycin to be well tolerated. No appreciable difference in pathological findings has been observed between groups of animals treated with clindamycin and comparable control groups. Rats receiving clindamycin hydrochloride at 600 mg/kg/day (approximately 3.2 times the highest recommended adult human dose based on mg/m<sup>2</sup>) for 6 months tolerated the drug well; however, dogs dosed at this level (approximately 10.8 times the highest recommended adult human dose based on

mg/m<sup>2</sup>) vomited, would not eat, and lost weight.

## REFERENCES

- CLSI. *Performance Standards for Antimicrobial Susceptibility Testing: Twentieth Informational Supplement*. CLSI document M 100-S20. Wayne, PA: Clinical and Laboratory Standards Institute; 2010.
- CLSI. *Methods for Dilution Antimicrobial Susceptibility Tests for Bacteria that Grow Aerobically; Approved Standard– Eighth Edition*. CLSI document M07-A8. Wayne, PA: Clinical and Laboratory Standards Institute; 2009.
- CLSI. *Performance Standards for Antimicrobial Disk Susceptibility Tests; Approved Standard - Tenth Edition*. CLSI document M02-A10. Wayne, PA: Clinical and Laboratory Standards Institute; 2009.
- CLSI. *Methods for Antimicrobial Susceptibility Testing of Anaerobic Bacteria; Approved Standard- Seventh Edition*. CLSI document M11-A7. Wayne, PA: Clinical and Laboratory Standards Institute; 2007.

Manufactured for:

Ranbaxy Pharmaceuticals Inc.

Jacksonville, FL 32257 USA

March 2013 FDA-05

Repackaged by Preferred Pharmaceuticals, Inc.

## PACKAGE LABEL. PRINCIPAL DISPLAY PANEL

**For 150 mg Strength**

**CLINDAMYCIN HYDROCHLORIDE CAPSULES, USP**

**150 mg\***

**Rx only**

<p><b>Clindamycin Hydrochloride Capsules, USP 150mg</b> Generic for Cleocin Each capsule contains Clindamycin hydrochloride equivalent to 150mg Clindamycin</p> <p><b>Pkg Size:</b> Exp Date: Lot#: Batch#: Ins: Mfg: Ranbaxy Pharmaceuticals, Inc.; Jacksonville, FL Prod#:</p> <p><b>Warning</b> Store at 20 - 25 C (68 - 77 F), NCE/USP Controlled Room Temperature, Rx Only. Keep this and all medication out of the reach of children. Capsule is blue and green, printed with</p>	<p><b>PREFERRED</b> Pharmaceuticals, Inc. The Physician's Solution. Anarim, Ca</p>	<p><b>CAUTION: Federal law PROHIBITS transfer of this drug to any person other than the patient for whom it was prescribed.</b></p>	<p>Clindamycin Hydrochloride Capsules, USP 150mg Qty: Ins: Lot#: Bat#: Prod# (NDC):</p>	Log
<p><b>Take ___ capsule(s) every ___ hours.</b></p>	<p><b>Directions English</b></p>		<p>Clindamycin Hydrochloride Capsules, USP 150mg Qty: Ins: Lot#: Bat#: Prod# (NDC):</p>	Chart
<p><b>Toma ___ capsula(s) cada ___ horas.</b></p>	<p><b>Instrucciones Espanol:</b></p>		<p>Clindamycin Hydrochloride Capsules, USP 150mg Insurance NDC: Lot#: Bat#:</p>	Billing
			<p>Clindamycin Hydrochloride Capsules, USP 150mg Qty: Ins: Lot#: Bat#: Prod# (NDC):</p>	Patient

## PACKAGE LABEL. PRINCIPAL DISPLAY PANEL

**For 300 mg Strength**

**CLINDAMYCIN HYDROCHLORIDE CAPSULES, USP**


300mg\*

Rx only

**Clindamycin Hydrochloride Capsules, USP 300mg**  
 Generic for Cleocin  
 Each tablet contains Clindamycin Hydrochloride equivalent to 300mg

**Pkg Size:** Exp Date:  
 Lot#: Batch#:  
 Ins:  
 Mfg: Ranbaxy Pharmaceuticals, Inc.;  
 Jacksonville, FL  
 Prod#:

**Warning**  
 Store at 20 - 25 C (68 - 77 F), USP Controlled Room Temperature, Rx Only. Keep this and all medication out of the reach of children. Capsule is blue, printed with RN 693



Pharmaceuticals, Inc.  
The Physician's Solution. Anselm, Ct


**CAUTION: Federal law PROHIBITS transfer of this drug to any person other than the patient for whom it was prescribed.**

Clindamycin Hydrochloride Capsules, USP 300mg  
 Qty: Ins:  
 Lot#: Bat#:  
 Prod# (NDC):

Clindamycin Hydrochloride Capsules, USP 300mg  
 Qty: Ins:  
 Lot#: Bat#:  
 Prod# (NDC):

Clindamycin Hydrochloride Capsules, USP 300mg  
 Qty: Ins:  
 Insurance NDC:  
 Lot#: Bat#:

Clindamycin Hydrochloride Capsules, USP 300mg  
 Qty: Ins:  
 Lot#: Bat#:  
 Prod# (NDC):



#101

Directions English

Take      capsule(s) every      hours.

Instrucciones Espanol:

Toma      capsula(s) cada      horas.

Log  
Chart  
Billing  
Patient

## CLINDAMYCIN HYDROCHLORIDE

clindamycin hydrochloride capsule

### Product Information

<b>Product Type</b>	HUMAN PRESCRIPTION DRUG	<b>Item Code (Source)</b>	NDC:68788-9943(NDC:63304-692)
<b>Route of Administration</b>	ORAL		

### Active Ingredient/Active Moiety

Ingredient Name	Basis of Strength	Strength
CLINDAMYCIN HYDROCHLORIDE (UNII: T20Q1YN1W) (CLINDAMYCIN - UNII:3U02EL437C)	CLINDAMYCIN	150 mg

### Inactive Ingredients

Ingredient Name	Strength
LACTOSE MONOHYDRATE (UNII: EWQ57Q8I5X)	
STARCH, CORN (UNII: O8232NY3SJ)	
TALC (UNII: 7SEV7J4R1U)	
MAGNESIUM STEARATE (UNII: 70097M6I30)	
GELATIN (UNII: 2G86QN327L)	
TITANIUM DIOXIDE (UNII: 15FIX9V2JP)	
FD&C BLUE NO. 1 (UNII: HBR47K3TBD)	
D&C YELLOW NO. 10 (UNII: 35SW5USQ3G)	
SHELLAC (UNII: 46N107B71O)	
POTASSIUM HYDROXIDE (UNII: WZH3C48M4T)	
FERROUS FERRIC OXIDE (UNII: XM0M87F357)	
PROPYLENE GLYCOL (UNII: 6DC9Q167V3)	

## Product Characteristics

<b>Color</b>	blue (turquoise blue opaque cap) , green (light green body)	<b>Score</b>	no score
<b>Shape</b>	CAPSULE	<b>Size</b>	19mm
<b>Flavor</b>		<b>Imprint Code</b>	RX692
<b>Contains</b>			

## Packaging

#	Item Code	Package Description	Marketing Start Date	Marketing End Date
1	NDC:68788-9943-1	12 in 1 BOTTLE; Type 0: Not a Combination Product		
2	NDC:68788-9943-4	14 in 1 BOTTLE; Type 0: Not a Combination Product		
3	NDC:68788-9943-2	20 in 1 BOTTLE; Type 0: Not a Combination Product		
4	NDC:68788-9943-7	21 in 1 BOTTLE; Type 0: Not a Combination Product		
5	NDC:68788-9943-8	28 in 1 BOTTLE; Type 0: Not a Combination Product		
6	NDC:68788-9943-3	30 in 1 BOTTLE; Type 0: Not a Combination Product		
7	NDC:68788-9943-5	56 in 1 BOTTLE; Type 0: Not a Combination Product		
8	NDC:68788-9943-6	60 in 1 BOTTLE; Type 0: Not a Combination Product		

## Marketing Information

Marketing Category	Application Number or Monograph Citation	Marketing Start Date	Marketing End Date
ANDA	ANDA065061	01/16/2012	

## CLINDAMYCIN HYDROCHLORIDE

clindamycin hydrochloride capsule

### Product Information

<b>Product Type</b>	HUMAN PRESCRIPTION DRUG	<b>Item Code (Source)</b>	NDC:68788-9942(NDC:63304-693)
<b>Route of Administration</b>	ORAL		

### Active Ingredient/Active Moiety

Ingredient Name	Basis of Strength	Strength
CLINDAMYCIN HYDROCHLORIDE (UNII: T20OQ1YN1W) (CLINDAMYCIN - UNII:3U02EL437C)	CLINDAMYCIN	300 mg

### Inactive Ingredients

Ingredient Name	Strength
LACTOSE MONOHYDRATE (UNII: EWQ57Q8I5X)	
STARCH, CORN (UNII: O8232NY3SJ)	
TALC (UNII: 7SEV7J4R1U)	
MAGNESIUM STEARATE (UNII: 70097M6I30)	
GELATIN (UNII: 2G86QN327L)	
TITANIUM DIOXIDE (UNII: 15FIX9V2JP)	
FD&C BLUE NO. 1 (UNII: H3R47K3TBD)	

<b>SHELLAC</b> (UNII: 46N107B71O)	
<b>POTASSIUM HYDRO XIDE</b> (UNII: WZH3C48M4T)	
<b>PROPYLENE GLYCOL</b> (UNII: 6DC9Q167V3)	
<b>FERROSO FERRIC OXIDE</b> (UNII: XM0M87F357)	

### Product Characteristics

<b>Color</b>	blue (turquoise blue opaque cap) , blue (turquoise blue body)	<b>Score</b>	no score
<b>Shape</b>	CAPSULE	<b>Size</b>	22mm
<b>Flavor</b>		<b>Imprint Code</b>	RX693
<b>Contains</b>			

### Packaging

#	Item Code	Package Description	Marketing Start Date	Marketing End Date
1	NDC:68788-9942-2	20 in 1 BOTTLE; Type 0: Not a Combination Product		
2	NDC:68788-9942-8	21 in 1 BOTTLE; Type 0: Not a Combination Product		
3	NDC:68788-9942-3	30 in 1 BOTTLE; Type 0: Not a Combination Product		
4	NDC:68788-9942-4	40 in 1 BOTTLE; Type 0: Not a Combination Product		
5	NDC:68788-9942-6	60 in 1 BOTTLE; Type 0: Not a Combination Product		

### Marketing Information

Marketing Category	Application Number or Monograph Citation	Marketing Start Date	Marketing End Date
ANDA	ANDA065061	01/16/2012	

**Labeler** - Preferred Pharmaceuticals, Inc. (791119022)

**Registrant** - Preferred Pharmaceuticals, Inc. (791119022)

### Establishment

Name	Address	ID/FEI	Business Operations
Preferred Pharmaceuticals, Inc.		79 1119022	REPACK(68788-9943, 68788-9942)

Revised: 11/2014

Preferred Pharmaceuticals, Inc.