

ATROPINE SULFATE- atropine sulfate solution/ drops

Somerset Therapeutics, LLC

HIGHLIGHTS OF PRESCRIBING INFORMATION

These highlights do not include all the information needed to use **ATROPINE SULFATE OPHTHALMIC SOLUTION** safely and effectively. See full prescribing information for **ATROPINE SULFATE OPHTHALMIC SOLUTION**.

ATROPINE SULFATE ophthalmic solution, for topical application to the eye.

Initial U.S. Approval:1960

INDICATIONS AND USAGE

Atropine is an anti-muscarinic agent indicated for: (1)

- Cycloplegia (1.1)
- Mydriasis (1.2)
- Penalization of the healthy eye in the treatment of amblyopia (1.3)

DOSAGE AND ADMINISTRATION

- In individuals from three (3) months of age or greater, 1 drop topically to the cul-de-sac of the conjunctiva, forty minutes prior to the intended maximal dilation time (2)
- In individuals 3 years of age or greater, doses may be repeated up to twice daily as needed. (2)

DOSAGE FORMS AND STRENGTHS

1% ophthalmic solution (3) (3)

CONTRAINDICATIONS

Hypersensitivity or allergic reaction to any ingredient in formulation (4.1) (4)

WARNINGS AND PRECAUTIONS

- Photophobia and blurred vision due to pupil unresponsiveness and cycloplegia may last up to 2 weeks. (5.1)
- Risk of blood pressure increase from systemic absorption (5.2)

ADVERSE REACTIONS

Most common adverse reactions that have been reported are eye pain and stinging on administration, blurred vision, photophobia, decreased lacrimation, increased heart rate and blood pressure (6) (6)

To report SUSPECTED ADVERSE REACTIONS, contact Somerset Therapeutics, LLC at 1-800-417-9175 or the FDA at 1-800-FDA-1088 or www.fda.gov/medwatch. (6)

DRUG INTERACTIONS

The use of atropine and monoamine oxidase inhibitors (MAOI) is generally not recommended because of the potential to precipitate hypertensive crisis. (7) (7)

USE IN SPECIFIC POPULATIONS

Should only be used in pregnant women if clearly needed (8) (8)

See 17 for PATIENT COUNSELING INFORMATION.

Revised: 7/2024

FULL PRESCRIBING INFORMATION: CONTENTS*

1 INDICATIONS AND USAGE

2 DOSAGE AND ADMINISTRATION

3 DOSAGE FORMS AND STRENGTHS

4 CONTRAINDICATIONS

4.1 Hypersensitivity to any Component of this Medication

5 WARNINGS AND PRECAUTIONS

5.1 Photophobia and Blurred Vision

5.2 Elevation of Blood Pressure

6 ADVERSE REACTIONS

6.1 Ocular Adverse Reactions

6.2 Systemic Adverse Reactions

7 DRUG INTERACTIONS

7.1 Monoamine oxidase inhibitors (MAOI)

8 USE IN SPECIFIC POPULATIONS

8.1 Pregnancy

8.3 Nursing Mothers

8.4 Pediatric Use

8.5 Geriatric Use

10 OVERDOSAGE

11 DESCRIPTION

12 CLINICAL PHARMACOLOGY

12.1 Mechanism of Action

12.2 Pharmacodynamics

12.3 Pharmacokinetics

13 NONCLINICAL TOXICOLOGY

13.1 Carcinogenesis, Mutagenesis, Impairment of Fertility

14 CLINICAL STUDIES

16 HOW SUPPLIED/STORAGE AND HANDLING

17 PATIENT COUNSELING INFORMATION

* Sections or subsections omitted from the full prescribing information are not listed.

FULL PRESCRIBING INFORMATION

1 INDICATIONS AND USAGE

Atropine sulfate ophthalmic solution, 1% is indicated for:

1.1 Cycloplegia

1.2 Mydriasis

1.3 Penalization of the healthy eye in the treatment of amblyopia

2 DOSAGE AND ADMINISTRATION

In individuals from three (3) months of age or greater, 1 drop topically to the cul-de-sac of the conjunctiva, forty minutes prior to the intended maximal dilation time.

In individuals 3 years of age or greater, doses may be repeated up to twice daily as needed.

3 DOSAGE FORMS AND STRENGTHS

Atropine sulfate ophthalmic solution, USP 1%: each mL contains 10 mg of atropine sulfate equivalent to 8.3 mg of atropine.

4 CONTRAINDICATIONS

4.1 Hypersensitivity to any Component of this Medication

Atropine sulfate ophthalmic solution should not be used in anyone who has demonstrated a previous hypersensitivity or known allergic reaction to any ingredient of the formulation because it may recur.

5 WARNINGS AND PRECAUTIONS

5.1 Photophobia and Blurred Vision

Photophobia and blurred vision due to pupil unresponsiveness and cycloplegia may last up to 2 weeks.

5.2 Elevation of Blood Pressure

Elevation in blood pressure from systemic absorption has been reported following conjunctival instillation of recommended doses of atropine sulfate ophthalmic solution, 1%.

6 ADVERSE REACTIONS

The following serious adverse reactions are described below and elsewhere in the labeling:

- Photophobia and Blurred Vision [See Warnings and Precautions (5.1)]
- Elevation in Blood Pressure [See Warnings and Precautions (5.2)]

The following adverse reactions have been identified following use of atropine sulfate ophthalmic solution. Because these reactions are reported voluntarily from a population of uncertain size, it is not always possible to reliably estimate their frequency or establish a causal relationship to drug exposure.

6.1 Ocular Adverse Reactions

Eye pain and stinging occurs upon instillation of atropine sulfate ophthalmic solution. Other commonly occurring adverse reactions include, blurred vision, photophobia, superficial keratitis and decreased lacrimation. Allergic reactions such as papillary conjunctivitis, contact dermatitis, and lid edema may also occur less commonly.

6.2 Systemic Adverse Reactions

Systemic effects of atropine are related to its anti-muscarinic activity. Systemic adverse events reported include dryness of skin, mouth, and throat from decreased secretions from mucus membranes; restlessness, irritability or delirium from stimulation of the central nervous system; tachycardia; flushed

skin of the face and neck.

7 DRUG INTERACTIONS

7.1 Monoamine oxidase inhibitors (MAOI)

The use of atropine and monoamine oxidase inhibitors (MAOI) is generally not recommended because of the potential to precipitate hypertensive crisis.

8 USE IN SPECIFIC POPULATIONS

8.1 Pregnancy

Pregnancy Category C:

There are no adequate and well-controlled studies of atropine sulfate in pregnant women. Animal development and reproduction studies have not been conducted with atropine sulfate. Since it is not known whether topically administered atropine sulfate can cause fetal harm, atropine sulfate ophthalmic solution, 1% should only be used during pregnancy if the potential benefit justifies the potential risk to the fetus.

8.3 Nursing Mothers

Traces of atropine have been found in human milk following administration of atropine solution for injection. Because some systemic absorption occurs from topical administration, caution should be exercised when atropine sulfate ophthalmic solution, 1% is administered to a nursing woman.

8.4 Pediatric Use

Due to the potential for systemic absorption of atropine sulfate ophthalmic solution, the use of atropine sulfate ophthalmic solution, 1% in children under the age of 3 months is not recommended and the use in children under 3 years of age should be limited to no more than one drop per eye per day.

8.5 Geriatric Use

No overall differences in safety and effectiveness have been observed between elderly and younger adult patients.

10 OVERDOSAGE

In the event of accidental ingestion or toxic overdosage with atropine sulfate ophthalmic solution, supportive care may include a short acting barbiturate or diazepam as needed to control marked excitement and convulsions. Large doses for sedation should be avoided because central depressant action may coincide with the depression occurring late in atropine poisoning. Central stimulants are not recommended.

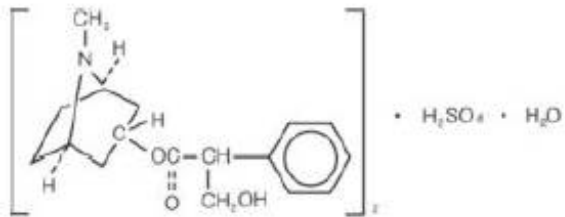
Physostigmine, given by slow intravenous injection of 1 to 4 mg (0.5 to 1 mg in pediatric populations), rapidly abolishes delirium and coma caused by large doses of atropine. Since physostigmine is rapidly destroyed, the patient may again lapse into coma after one to two hours, and repeated doses may be required.

Artificial respiration with oxygen may be necessary. Cooling measures may be needed to help to reduce fever, especially in pediatric populations.

The fatal adult dose of atropine is not known. In pediatric populations, 10 mg or less may be fatal.

11 DESCRIPTION

Atropine sulfate ophthalmic solution, USP 1% is a sterile topical anticholinergic for ophthalmic use. The active ingredient is represented by the chemical structure:



Chemical Name: Benzeneacetic acid, α -(hydroxymethyl)-, 8-methyl-8-azabicyclo[3.2.1]oct-3-yl ester, *endo* -(\pm)-, sulfate (2:1) (salt), monohydrate.

Molecular Formula: $(C_{17}H_{23}NO_3)_2 \cdot H_2SO_4 \cdot H_2O$

Molecular Weight: 694.83 g/mol

Each mL Contains: Active: Atropine sulfate, 10 mg (1%) equivalent to 8.3 mg of atropine. **Inactives:** benzalkonium chloride 0.1 mg (0.01%), dibasic sodium phosphate heptahydrate, edetate disodium dihydrate, hypromellose (2910), monobasic sodium phosphate monohydrate, hydrochloric acid and/or sodium hydroxide may be added to adjust pH (3.5 to 6.0), and water for injection USP.

12 CLINICAL PHARMACOLOGY

12.1 Mechanism of Action

Atropine is a reversible antagonist of muscarine-like actions of acetylcholine and is therefore classified as an antimuscarinic agent. Atropine is relatively selective for muscarinic receptors. Its potency at nicotinic receptors is much lower, and actions at non-muscarinic receptors are generally undetectable clinically.

Atropine does not distinguish among the M1, M2, and M3 subgroups of muscarinic receptors.

The pupillary constrictor muscle depends on muscarinic cholinergic activation. This activation is blocked by topical atropine resulting in unopposed sympathetic dilator activity and mydriasis. Atropine also weakens the contraction of the ciliary muscle, or cycloplegia. Cycloplegia results in loss of the ability to accommodate such that the eye cannot focus for near vision.

12.2 Pharmacodynamics

The onset of action after administration of atropine sulfate ophthalmic solution, 1%, is usually within 40 minutes with maximal effect being reached in about 2 hours. The effect can last for up to 2 weeks in a normal eye.

12.3 Pharmacokinetics

The bioavailability of atropine sulfate ophthalmic solution, 1% was assessed in six healthy subjects, 24 to 29 years of age. Subjects received either 0.3 mg atropine sulfate administered as bolus intravenous injection or 0.3 mg administered as 30 µl instilled unilaterally in the cul-de-sac of the eye. Plasma l-hyoscyamine concentrations were determined over selected intervals up to eight hours after dose administration.

The mean bioavailability of topically applied atropine was $63.5 \pm 29\%$ (range 19 to 95%) with large inter-individual differences. Mean maximum observed plasma concentration for the ophthalmic solution was 288 ± 73 pg/mL. Maximum concentration was reached in 28 ± 27 min after administration. Terminal half-life of l-hyoscyamine was not affected by route of administration and was calculated to be 3 ± 1.2 hours (intravenous) and 2.5 ± 0.8 hours (topical ophthalmic).

In another placebo-controlled study, the systemic exposure to l-hyoscyamine, and the anti-cholinergic effects of atropine were investigated in eight ocular surgery patients 56 to 66 years of age, following single topical ocular 0.4 mg atropine dose (given as 40 microliters of atropine sulfate ophthalmic solution, 1%). The mean (\pm standard deviation (SD)) C_{max} of l-hyoscyamine in these patients was 860 ± 402 pg/mL, achieved within 8 minutes of eyedrop instillation.

Following intravenous administration, the mean (\pm SD) elimination half-life ($t_{1/2}$) of atropine was reported to be longer in pediatric subjects under 2 years (6.9 ± 3.3 hours) and in geriatric patients 65 to 75 years (10.0 ± 7.3 hours), compared to in children over 2 years (2.5 ± 1.2 hours) and in adults 16 to 58 years (3.0 ± 0.9 hours). (see 8.4 Pediatric Use).

Atropine is destroyed by enzymatic hydrolysis, particularly in the liver; from 13 to 50% is excreted unchanged in the urine. Traces are found in various secretions, including milk. The major metabolites of atropine are noratropine, atropin-n-oxide, tropine, and tropic acid. Atropine readily crosses the placental barrier and enters the fetal circulation, but is not found in amniotic fluid.

Atropine binds poorly (about 44%) to plasma protein, mainly to alpha-1 acid glycoprotein; age has no effect on the serum protein binding of atropine. Atropine binding to α -1 acid glycoprotein was concentration dependent (2 to 20 mcg/mL) and nonlinear *in vitro* and *in vivo*. There is no gender effect on the pharmacokinetics of atropine administered by injection.

13 NONCLINICAL TOXICOLOGY

13.1 Carcinogenesis, Mutagenesis, Impairment of Fertility

Atropine sulfate was negative in the salmonella/microsome mutagenicity test. Studies to evaluate carcinogenicity and impairment of fertility have not been conducted.

14 CLINICAL STUDIES

Topical administration of atropine sulfate ophthalmic solution, 1% results in cycloplegia and mydriasis which has been demonstrated in several controlled clinical studies in adults and pediatric patients. Maximal mydriasis usually occurs in about 40 minutes and maximal cycloplegia is usually achieved in about 60 to 90 minutes after single administration. Full recovery usually occurs in approximately one week, but may last a couple of weeks.

16 HOW SUPPLIED/STORAGE AND HANDLING

Atropine sulfate ophthalmic solution, USP 1% is supplied in a white bottle, plugged with nozzle and capped with red screw cap in the following sizes:

NDC 70069-581-01 2 mL fill in a 5 mL capacity bottle

NDC 70069-582-01 5 mL fill in a 5 mL capacity bottle

Storage: Store at 20° to 25°C (68° to 77°F). [See USP Controlled Room Temperature]. Keep tightly closed.

17 PATIENT COUNSELING INFORMATION

Advise patients not to touch the dropper tip to any surface as this may contaminate the solution.

Advise patients that drops will sting upon instillation and advise patients that they will experience sensitivity to light and blurred vision which may last for a couple of weeks.

Manufactured for:

Somerset Therapeutics, LLC

Somerset, NJ 08873

Made in India



Code No.: KR/DRUGS/KTK/28/289/97

1200904







ST-ATS/P/00

PACKAGE LABEL.PRINCIPAL DISPLAY PANEL

Container label – 2 mL

<p>Each mL Contains: Active: Atropine sulfate, 10 mg (1%) equivalent to 8.3 mg of atropine. Preservative: Benzalkonium Chloride 0.1 mg (0.01%).</p> <p>Storage: Store at 20° to 25°C (68° to 77°F). [See USP Controlled Room Temperature]. Keep tightly closed.</p>	<p>NDC 70069-581-01 Rx only</p> <p>Atropine Sulfate Ophthalmic Solution, USP</p> <p>1%</p> <p>FOR TOPICAL APPLICATION TO THE EYE</p> <p>2 mL  Sterile</p>	<p>WARNING - KEEP OUT OF THE REACH OF CHILDREN.</p> <p>Manufactured for: Somerset Therapeutics, LLC. Somerset, NJ 08873</p> <p>Made in India Code No.:KR/DRUGS/KTK/28/289/97</p> <p>1200907</p>	<p>ST-ATS11/L/00</p>  <p>3 70069 58101 8</p>	<p>Keep area blank and varnish free for overprinting LOT and EXP</p> <p>10 x 14mm</p>
------------------------------------------------------------------------------------------------------------------------------------------------------------------------------------------------------------------------------------------------------------------------------------------------------------------------	------------------------------------------------------------------------------------------------------------------------------------------------------------------------------------------------------------------------------------------------------------------------------------------------------------------	------------------------------------------------------------------------------------------------------------------------------------------------------------------------------------------------------------------------------------------------------	--------------------------------------------------------------------------------------------------------------------------------	---------------------------------------------------------------------------------------

Carton label – 2 mL

<p>ST-ATS11/C1/00</p>	<p> 9901</p> <p>Keep area blank and varnish free for overprinting LOT and EXP</p> <p>33 x 30mm</p>			
<p> 3 70069 58101 8</p> <p>Manufactured for: Somerset Therapeutics, LLC. Somerset, NJ 08873 Customer Care # 1-800-417-9175</p> <p>Made in India Code No.:KR/DRUGS/KTK/28/289/97</p> <p>1200903</p>	<p>Rx only NDC 70069-581-01</p> <p>Atropine Sulfate Ophthalmic Solution, USP</p> <p>1%</p> <p>FOR TOPICAL APPLICATION TO THE EYE</p> <p> Sterile</p> <p>2 mL</p> <p></p>	<p>Each mL Contains: Active: Atropine sulfate, 10 mg (1%) equivalent to 8.3 mg of atropine. Inactives: Benzalkonium Chloride (0.01%), Dibasic Sodium Phosphate Heptahydrate, Edetate Disodium Dihydrate, Hypromellose (2910), Monobasic Sodium Phosphate, Hydrochloric Acid and/or Sodium Hydroxide may be added to adjust pH (3.5 to 6.0), and Water for Injection USP.</p> <p>Usual Dosage: See package insert for dosage information.</p> <p>Storage: Store at 20° to 25°C (68° to 77°F). [See USP Controlled Room Temperature]. Keep tightly closed.</p> <p>WARNING - KEEP OUT OF THE REACH OF CHILDREN.</p>	<p>Rx only NDC 70069-581-01</p> <p>Atropine Sulfate Ophthalmic Solution, USP</p> <p>1%</p> <p>FOR TOPICAL APPLICATION TO THE EYE</p> <p> Sterile</p> <p>2 mL</p> <p></p>	

Container label – 5 mL

Each mL Contains:
Active: Atropine sulfate, 10 mg (1%) equivalent to 8.3 mg of atropine.
Preservative: Benzalkonium Chloride 0.1 mg (0.01%).

Storage:
 Store at 20° to 25°C (68° to 77°F). [See USP Controlled Room Temperature]. Keep tightly closed.

NDC 70069-582-01 **Rx only**
Atropine Sulfate
Ophthalmic Solution, USP

1%

FOR TOPICAL APPLICATION TO THE EYE

5 mL



WARNING - KEEP OUT OF THE REACH OF CHILDREN.

Manufactured for:
 Somerset Therapeutics, LLC.
 Somerset, NJ 08873

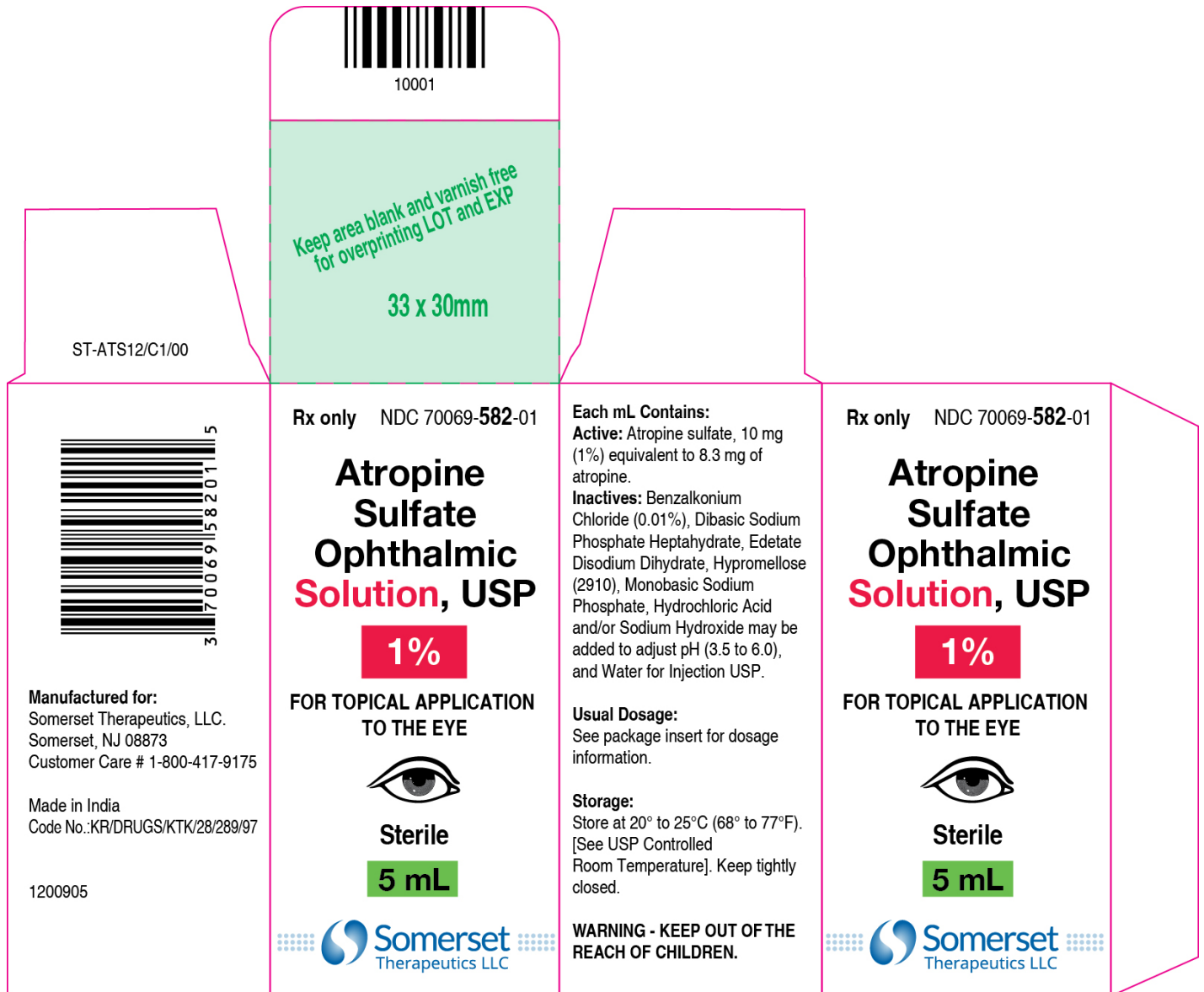
Made in India
 Code No.:KR/DRUGS/KTK/28/289/97

1200906



Keep area blank and varnish free for overprinting **LOT and EXP**
 10 x 14mm

Carton label – 5 mL



ATROPINE SULFATE
 atropine sulfate solution/ drops

Product Information

Product Type	HUMAN PRESCRIPTION DRUG	Item Code (Source)	NDC:70069-581
Route of Administration	OPHTHALMIC		

Active Ingredient/Active Moiety

Ingredient Name	Basis of Strength	Strength
ATROPINE SULFATE (UNII: 03J5ZE7KA5) (ATROPINE - UNII:7C0697DR9I)	ATROPINE SULFATE	10 mg in 1 mL

Inactive Ingredients

Ingredient Name	Strength
BENZALKONIUM CHLORIDE (UNII: F5UM2KM3W7)	
SODIUM PHOSPHATE, DIBASIC, HEPTAHYDRATE (UNII: 70WT22SF4B)	
EDETATE SODIUM (UNII: MP1J8420LU)	
HYDROCHLORIC ACID (UNII: QTT17582CB)	
SODIUM HYDROXIDE (UNII: 55X04QC32I)	
SODIUM PHOSPHATE, MONOBASIC, MONOHYDRATE (UNII: 593YOG76RN)	

Packaging

#	Item Code	Package Description	Marketing Start Date	Marketing End Date
1	NDC:70069-581-01	1 in 1 CARTON	07/04/2024	
1		2 mL in 1 BOTTLE; Type 0: Not a Combination Product		

Marketing Information

Marketing Category	Application Number or Monograph Citation	Marketing Start Date	Marketing End Date
ANDA	ANDA215618	07/04/2024	

ATROPINE SULFATE

atropine sulfate solution/ drops

Product Information

Product Type	HUMAN PRESCRIPTION DRUG	Item Code (Source)	NDC:70069-582
Route of Administration	OPHTHALMIC		

Active Ingredient/Active Moiety

Ingredient Name	Basis of Strength	Strength
ATROPINE SULFATE (UNII: 03J5ZE7KA5) (ATROPINE - UNII:7C0697DR9I)	ATROPINE SULFATE	10 mg in 1 mL

Inactive Ingredients

Ingredient Name	Strength
BENZALKONIUM CHLORIDE (UNII: F5UM2KM3W7)	
SODIUM PHOSPHATE, DIBASIC, HEPTAHYDRATE (UNII: 70WT22SF4B)	
EDETATE SODIUM (UNII: MP1J8420LU)	
HYDROCHLORIC ACID (UNII: QTT17582CB)	
SODIUM HYDROXIDE (UNII: 55X04QC32I)	
SODIUM PHOSPHATE, MONOBASIC, MONOHYDRATE (UNII: 593YOG76RN)	

Packaging

#	Item Code	Package Description	Marketing Start Date	Marketing End Date
1	NDC:70069-582-01	1 in 1 CARTON	07/04/2024	
1		5 mL in 1 BOTTLE; Type 0: Not a Combination Product		

Marketing Information

Marketing Category	Application Number or Monograph Citation	Marketing Start Date	Marketing End Date
ANDA	ANDA215618	07/04/2024	

Labeler - Somerset Therapeutics, LLC (079947873)

Registrant - Somerset Therapeutics, LLC (079947873)

Revised: 7/2024

Somerset Therapeutics, LLC