

NITROFURANTOIN (MONOHYDRATE/MACROCRYSTALS)- nitrofurantoin (monohydrate/macrocrystals) capsule
Teva Pharmaceuticals USA, Inc.

Nitrofurantoin Capsules, USP (Monohydrate/Macrocrystals), 100 mg

(Twice-a-day Dosage)

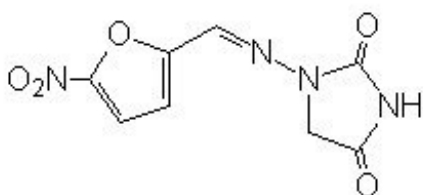
Rx Only

To reduce the development of drug-resistant bacteria and maintain the effectiveness of nitrofurantoin capsules, USP (monohydrate/macrocrystals) and other antibacterial drugs, nitrofurantoin capsules, USP (monohydrate/macrocrystals) should be used only to treat or prevent infections that are proven or strongly suspected to be caused by bacteria.

DESCRIPTION

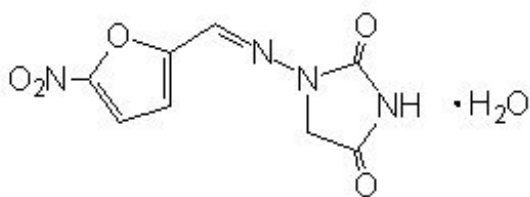
Nitrofurantoin is an antibacterial agent specific for urinary tract infections. Nitrofurantoin capsules, USP (monohydrate/macrocrystals) are hard gelatin capsule shells containing the equivalent of 100 mg of nitrofurantoin in the form of 25 mg of nitrofurantoin macrocrystals USP and 75 mg of nitrofurantoin monohydrate USP.

The chemical name of nitrofurantoin macrocrystals USP is 1-[[[5-nitro-2-furanyl]methylene]amino]-2,4-imidazolidinedione. The chemical structure is the following:



Molecular Weight: 238.16

The chemical name of nitrofurantoin monohydrate USP is 1-[[[5-nitro-2-furanyl]methylene]amino]-2,4-imidazolidinedione monohydrate. The chemical structure is the following:



Molecular Weight: 256.17

Inactive Ingredients

Each capsule contains carbomer 934P, colloidal silicon dioxide, corn starch, compressible sugar, D&C yellow No. 10, edible white ink, FD&C blue No. 1, FD&C red No. 40, gelatin, lactose monohydrate, magnesium stearate, povidone, talc, and titanium dioxide.

Meets USP Dissolution Test 5

CLINICAL PHARMACOLOGY

Each nitrofurantoin capsule (monohydrate/macrocrystals) contains two forms of nitrofurantoin. Twenty-five percent is macrocrystalline nitrofurantoin, which has slower dissolution and absorption than nitrofurantoin monohydrate. The remaining 75% is nitrofurantoin monohydrate contained in a powder blend which, upon exposure to gastric and intestinal fluids, forms a gel matrix that releases nitrofurantoin over time. Based on urinary pharmacokinetic data, the extent and rate of urinary excretion of nitrofurantoin from the 100 mg nitrofurantoin capsules (monohydrate/macrocrystals) are similar to those of 50 mg or 100 mg nitrofurantoin (macrocrystals) capsules. Approximately 20% to 25% of a single dose of nitrofurantoin is recovered from the urine unchanged over 24 hours.

Plasma nitrofurantoin concentrations after a single oral dose of the 100 mg nitrofurantoin capsules (monohydrate/macrocrystals) are low, with peak levels usually less than 1 mcg/mL. Nitrofurantoin is highly soluble in urine, to which it may impart a brown color. When nitrofurantoin (monohydrate/macrocrystals) is administered with food, the bioavailability of nitrofurantoin is increased by approximately 40%.

Microbiology

Nitrofurantoin is a nitrofuran antimicrobial agent with activity against certain Gram-positive and Gram-negative bacteria.

Mechanism of Action

The mechanism of the antimicrobial action of nitrofurantoin is unusual among antibacterials. Nitrofurantoin is reduced by bacterial flavoproteins to reactive intermediates which inactivate or alter bacterial ribosomal proteins and other macromolecules. As a result of such inactivations, the vital biochemical processes of protein synthesis, aerobic energy metabolism, DNA synthesis, RNA synthesis, and cell wall synthesis are inhibited. Nitrofurantoin is bactericidal in urine at therapeutic doses. The broad-based nature of this mode of action may explain the lack of acquired bacterial resistance to nitrofurantoin, as the necessary multiple and simultaneous mutations of the target macromolecules would likely be lethal to the bacteria.

Interactions with Other Antibiotics

Antagonism has been demonstrated *in vitro* between nitrofurantoin and quinolone antimicrobials. The clinical significance of this finding is unknown.

Development of Resistance

Development of resistance to nitrofurantoin has not been a significant problem since its introduction in 1953. Cross-resistance with antibiotics and sulfonamides has not been observed, and transferable resistance is, at most, a very rare phenomenon.

Nitrofurantoin has been shown to be active against most strains of the following bacteria both *in vitro* and in clinical infections: (see **INDICATIONS AND USAGE**).

Aerobic and Facultative Gram-Positive Microorganisms

Staphylococcus saprophyticus

Aerobic and Facultative Gram-Negative Microorganisms

Escherichia coli

At least 90 percent of the following microorganisms exhibit an *in vitro* minimum inhibitory concentration (MIC) less than or equal to the susceptible breakpoint for nitrofurantoin. However, the efficacy of nitrofurantoin in treating clinical infections due to these microorganisms has not been established in adequate and well-controlled trials.

Aerobic and Facultative Gram-Positive Microorganisms

Coagulase-negative staphylococci (including *Staphylococcus epidermidis*)

Enterococcus faecalis

Staphylococcus aureus

Streptococcus agalactiae

Group D streptococci

Viridans group streptococci

Aerobic and Facultative Gram-Negative Microorganisms

Citrobacter amalonaticus

Citrobacter diversus

Citrobacter freundii

Klebsiella oxytoca

Klebsiella ozaenae

Nitrofurantoin is not active against most strains of *Proteus* species or *Serratia* species. It has no activity against *Pseudomonas* species.

Susceptibility Testing

For specific information regarding susceptibility test interpretive criteria and associated test methods and quality control standards recognized by FDA for this drug, please see: <https://www.fda.gov/STIC>.

INDICATIONS AND USAGE

Nitrofurantoin (monohydrate/macrocrystals) is indicated only for the treatment of acute uncomplicated urinary tract infections (acute cystitis) caused by susceptible strains of *Escherichia coli* or *Staphylococcus saprophyticus*.

Nitrofurantoin is not indicated for the treatment of pyelonephritis or perinephric abscesses.

To reduce the development of drug-resistant bacteria and maintain the effectiveness of nitrofurantoin (monohydrate/macrocrystals) and other antibacterial drugs, nitrofurantoin (monohydrate/macrocrystals) should be used only to treat or prevent infections that are proven or strongly suspected to be caused by susceptible bacteria. When culture and susceptibility information are available, they should be considered in selecting or modifying antibacterial therapy. In the absence of such data, local epidemiology and susceptibility patterns may contribute to the empiric selection of therapy.

Nitrofurantoin lacks the broader tissue distribution of other therapeutic agents approved for urinary tract infections. Consequently, many patients who are treated with nitrofurantoin (monohydrate/macrocrystals) are predisposed to persistence or reappearance of bacteriuria (see **CLINICAL STUDIES**). Urine specimens for culture and susceptibility testing should be obtained before and after completion of therapy. If persistence or reappearance of bacteriuria occurs after treatment with nitrofurantoin (monohydrate/macrocrystals), other therapeutic agents with broader tissue distribution should be selected. In considering the use of nitrofurantoin (monohydrate/macrocrystals), lower eradication rates should be balanced against the increased potential for systemic toxicity and for the development of antimicrobial resistance when agents with broader tissue distribution are utilized.

CONTRAINDICATIONS

Anuria, oliguria, or significant impairment of renal function (creatinine clearance under 60 mL per minute or clinically significant elevated serum creatinine) are contraindications. Treatment of this type of patient carries an increased risk of toxicity because of impaired excretion of the drug.

Because of the possibility of hemolytic anemia due to immature erythrocyte enzyme systems (glutathione instability), the drug is contraindicated in pregnant patients at term (38 to 42 weeks gestation), during labor and delivery, or when the onset of labor is imminent. For the same reason, the drug is contraindicated in neonates under one month of age.

Nitrofurantoin (monohydrate/macrocrystals) is contraindicated in patients with a previous history of cholestatic jaundice/hepatic dysfunction associated with nitrofurantoin.

Nitrofurantoin (monohydrate/macrocrystals) is also contraindicated in those patients with known hypersensitivity to nitrofurantoin.

WARNINGS

Pulmonary Reactions

ACUTE, SUBACUTE, OR CHRONIC PULMONARY REACTIONS HAVE BEEN OBSERVED IN PATIENTS TREATED WITH NITROFURANTOIN. IF THESE REACTIONS OCCUR, NITROFURANTOIN (MONOHYDRATE/MACROCRYSTALS) SHOULD BE DISCONTINUED AND APPROPRIATE MEASURES TAKEN. REPORTS

HAVE CITED PULMONARY REACTIONS AS A CONTRIBUTING CAUSE OF DEATH. CHRONIC PULMONARY REACTIONS (DIFFUSE INTERSTITIAL PNEUMONITIS OR PULMONARY FIBROSIS, OR BOTH) CAN DEVELOP INSIDIOUSLY. THESE REACTIONS OCCUR RARELY AND GENERALLY IN PATIENTS RECEIVING THERAPY FOR SIX MONTHS OR LONGER. CLOSE MONITORING OF THE PULMONARY CONDITION OF PATIENTS RECEIVING LONG-TERM THERAPY IS WARRANTED AND REQUIRES THAT THE BENEFITS OF THERAPY BE WEIGHED AGAINST POTENTIAL RISKS (SEE RESPIRATORY REACTIONS).

Hepatotoxicity

Hepatic reactions, including hepatitis, cholestatic jaundice, chronic active hepatitis, and hepatic necrosis, occur rarely. Fatalities have been reported. The onset of chronic active hepatitis may be insidious, and patients should be monitored periodically for changes in biochemical tests that would indicate liver injury. If hepatitis occurs, the drug should be withdrawn immediately and appropriate measures should be taken.

Neuropathy

Peripheral neuropathy, which may become severe or irreversible, has occurred. Fatalities have been reported. Conditions such as renal impairment (creatinine clearance under 60 mL per minute or clinically significant elevated serum creatinine), anemia, diabetes mellitus, electrolyte imbalance, vitamin B deficiency, and debilitating disease may enhance the occurrence of peripheral neuropathy. Patients receiving long-term therapy should be monitored periodically for changes in renal function.

Optic neuritis has been reported rarely in postmarketing experience with nitrofurantoin formulations.

Hemolytic Anemia

Cases of hemolytic anemia of the primaquine-sensitivity type have been induced by nitrofurantoin. Hemolysis appears to be linked to a glucose-6-phosphate dehydrogenase deficiency in the red blood cells of the affected patients. This deficiency is found in 10 percent of Blacks and a small percentage of ethnic groups of Mediterranean and Near-Eastern origin. Hemolysis is an indication for discontinuing nitrofurantoin (monohydrate/macrocystals); hemolysis ceases when the drug is withdrawn.

***Clostridium difficile*-Associated Diarrhea**

Clostridium difficile associated diarrhea (CDAD) has been reported with use of nearly all antibacterial agents, including nitrofurantoin, and may range in severity from mild diarrhea to fatal colitis. Treatment with antibacterial agents alters the normal flora of the colon leading to overgrowth of *C. difficile*.

C. difficile produces toxins A and B which contribute to the development of CDAD. Hypertoxin producing strains of *C. difficile* cause increased morbidity and mortality, as these infections can be refractory to antimicrobial therapy and may require colectomy. CDAD must be considered in all patients who present with diarrhea following antibiotic use. Careful medical history is necessary since CDAD has been reported to occur over two months after the administration of antibacterial agents. If CDAD is suspected or confirmed, ongoing antibiotic use not directed against *C. difficile* may need to be

discontinued. Appropriate fluid and electrolyte management, protein supplementation, antibiotic treatment of *C. difficile*, and surgical evaluation should be instituted as clinically indicated.

PRECAUTIONS

Information for Patients

Patients should be advised to take nitrofurantoin (monohydrate/macrocrystals) with food (ideally breakfast and dinner) to further enhance tolerance and improve drug absorption. Patients should be instructed to complete the full course of therapy; however, they should be advised to contact their physician if any unusual symptoms occur during therapy.

Patients should be advised not to use antacid preparations containing magnesium trisilicate while taking nitrofurantoin (monohydrate/macrocrystals).

Patients should be counseled that antibacterial drugs including nitrofurantoin (monohydrate/macrocrystals) should only be used to treat bacterial infections. They do not treat viral infections (e.g., the common cold). When nitrofurantoin (monohydrate/macrocrystals) is prescribed to treat a bacterial infection, patients should be told that although it is common to feel better early in the course of therapy, the medication should be taken exactly as directed. Skipping doses or not completing the full course of therapy may (1) decrease the effectiveness of the immediate treatment and (2) increase the likelihood that bacteria will develop resistance and will not be treatable by nitrofurantoin (monohydrate/macrocrystals) or other antibacterial drugs in the future.

Diarrhea is a common problem caused by antibiotics which usually ends when the antibiotic is discontinued. Sometimes after starting treatment with antibiotics, patients can develop watery and bloody stools (with or without stomach cramps and fever) even as late as two or more months after having taken the last dose of the antibiotic. If this occurs, patients should contact their physician as soon as possible.

General

Prescribing nitrofurantoin (monohydrate/macrocrystals) in the absence of a proven or strongly suspected bacterial infection or a prophylactic indication is unlikely to provide benefit to the patient and increases the risk of the development of drug-resistant bacteria.

Drug Interactions

Antacids containing magnesium trisilicate, when administered concomitantly with nitrofurantoin, reduce both the rate and extent of absorption. The mechanism for this interaction probably is adsorption of nitrofurantoin onto the surface of magnesium trisilicate.

Uricosuric drugs, such as probenecid and sulfinpyrazone, can inhibit renal tubular secretion of nitrofurantoin. The resulting increase in nitrofurantoin serum levels may increase toxicity, and the decreased urinary levels could lessen its efficacy as a urinary tract antibacterial.

Drug/Laboratory Test Interactions

As a result of the presence of nitrofurantoin, a false-positive reaction for glucose in the urine may occur. This has been observed with Benedict's and Fehling's solutions but not with the glucose enzymatic test.

Carcinogenesis, Mutagenesis, Impairment of Fertility

Nitrofurantoin was not carcinogenic when fed to female Holtzman rats for 44.5 weeks or to female Sprague-Dawley rats for 75 weeks. Two chronic rodent bioassays utilizing male and female Sprague-Dawley rats and two chronic bioassays in Swiss mice and in BDF₁ mice revealed no evidence of carcinogenicity.

Nitrofurantoin presented evidence of carcinogenic activity in female B6C3F₁ mice as shown by increased incidences of tubular adenomas, benign mixed tumors, and granulosa cell tumors of the ovary. In male F344/N rats, there were increased incidences of uncommon kidney tubular cell neoplasms, osteosarcomas of the bone, and neoplasms of the subcutaneous tissue. In one study involving subcutaneous administration of 75 mg/kg nitrofurantoin to pregnant female mice, lung papillary adenomas of unknown significance were observed in the F1 generation.

Nitrofurantoin has been shown to induce point mutations in certain strains of *Salmonella typhimurium* and forward mutations in L5178Y mouse lymphoma cells. Nitrofurantoin induced increased numbers of sister chromatid exchanges and chromosomal aberrations in Chinese hamster ovary cells but not in human cells in culture. Results of the sex-linked recessive lethal assay in *Drosophila* were negative after administration of nitrofurantoin by feeding or by injection. Nitrofurantoin did not induce heritable mutation in the rodent models examined.

The significance of the carcinogenicity and mutagenicity findings relative to the therapeutic use of nitrofurantoin in humans is unknown.

The administration of high doses of nitrofurantoin to rats causes temporary spermatogenic arrest; this is reversible on discontinuing the drug. Doses of 10 mg/kg/day or greater in healthy human males may, in certain unpredictable instances, produce a slight to moderate spermatogenic arrest with a decrease in sperm count.

Pregnancy

Teratogenic Effects

Several reproduction studies have been performed in rabbits and rats at doses up to six times the human dose and have revealed no evidence of impaired fertility or harm to the fetus due to nitrofurantoin. In a single published study conducted in mice at 68 times the human dose (based on mg/kg administered to the dam), growth retardation and a low incidence of minor and common malformations were observed. However, at 25 times the human dose, fetal malformations were not observed; the relevance of these findings to humans is uncertain. There are, however, no adequate and well-controlled studies in pregnant women. Because animal reproduction studies are not always predictive of human response, this drug should be used during pregnancy only if clearly needed.

Non-Teratogenic Effects

Nitrofurantoin has been shown in one published transplacental carcinogenicity study to induce lung papillary adenomas in the F1 generation mice at doses 19 times the human dose on a mg/kg basis. The relationship of this finding to potential human carcinogenesis is presently unknown. Because of the uncertainty regarding the human implications of these animal data, this drug should be used during pregnancy only if clearly needed.

Labor and Delivery

See **CONTRAINDICATIONS**.

Nursing Mothers

Nitrofurantoin has been detected in human breast milk in trace amounts. Because of the potential for serious adverse reactions from nitrofurantoin in nursing infants under one month of age, a decision should be made whether to discontinue nursing or to discontinue the drug, taking into account the importance of the drug to the mother (see **CONTRAINDICATIONS**).

Pediatric Use

Nitrofurantoin (monohydrate/macrocrystals) is contraindicated in infants below the age of one month (see **CONTRAINDICATIONS**). Safety and effectiveness in pediatric patients below the age of twelve years have not been established.

Geriatric Use

Clinical studies of nitrofurantoin (monohydrate/macrocrystals) did not include sufficient numbers of subjects aged 65 and over to determine whether they respond differently from younger subjects. Other reported clinical experience has not identified differences in responses between the elderly and younger patients. Spontaneous reports suggest a higher proportion of pulmonary reactions, including fatalities, in elderly patients; these differences appear to be related to the higher proportion of elderly patients receiving long-term nitrofurantoin therapy. As in younger patients, chronic pulmonary reactions generally are observed in patients receiving therapy for six months or longer (see **WARNINGS**). Spontaneous reports also suggest an increased proportion of severe hepatic reactions, including fatalities, in elderly patients (see **WARNINGS**).

In general, the greater frequency of decreased hepatic, renal, or cardiac function, and of concomitant disease or other drug therapy in elderly patients should be considered when prescribing nitrofurantoin (monohydrate/macrocrystals). This drug is known to be substantially excreted by the kidney, and the risk of toxic reactions to this drug may be greater in patients with impaired renal function. Anuria, oliguria, or significant impairment of renal function (creatinine clearance under 60 mL per minute or clinically significant elevated serum creatinine) are contraindications (see **CONTRAINDICATIONS**). Because elderly patients are more likely to have decreased renal function, it may be useful to monitor renal function.

ADVERSE REACTIONS

In clinical trials of nitrofurantoin (monohydrate/macrocrystals), the most frequent clinical adverse events that were reported as possibly or probably drug-related were nausea (8%), headache (6%), and flatulence (1.5%). Additional clinical adverse events reported

as possibly or probably drug-related occurred in less than 1% of patients studied and are listed below within each body system in order of decreasing frequency:

Gastrointestinal: Diarrhea, dyspepsia, abdominal pain, constipation, emesis

Neurologic: Dizziness, drowsiness, amblyopia

Respiratory: Acute pulmonary hypersensitivity reaction (see **WARNINGS**)

Allergic: Pruritus, urticaria

Dermatologic: Alopecia

Miscellaneous: Fever, chills, malaise

The following additional clinical adverse events have been reported with the use of nitrofurantoin:

Gastrointestinal: Sialadenitis, pancreatitis. There have been sporadic reports of pseudomembranous colitis with the use of nitrofurantoin. The onset of pseudomembranous colitis symptoms may occur during or after antimicrobial treatment (see **WARNINGS**).

Neurologic: Peripheral neuropathy, which may become severe or irreversible, has occurred. Fatalities have been reported. Conditions such as renal impairment (creatinine clearance under 60 mL per minute or clinically significant elevated serum creatinine), anemia, diabetes mellitus, electrolyte imbalance, vitamin B deficiency, and debilitating diseases may increase the possibility of peripheral neuropathy (see **WARNINGS**).

Asthenia, vertigo, and nystagmus also have been reported with the use of nitrofurantoin.

Benign intracranial hypertension (pseudotumor cerebri), confusion, depression, optic neuritis, and psychotic reactions have been reported rarely. Bulging fontanels, as a sign of benign intracranial hypertension in infants, have been reported rarely.

Respiratory: CHRONIC, SUBACUTE, OR ACUTE PULMONARY HYPERSENSITIVITY REACTIONS MAY OCCUR WITH THE USE OF NITROFURANTOIN.

CHRONIC PULMONARY REACTIONS GENERALLY OCCUR IN PATIENTS WHO HAVE RECEIVED CONTINUOUS TREATMENT FOR SIX MONTHS OR LONGER. MALAISE, DYSPNEA ON EXERTION, COUGH, AND ALTERED PULMONARY FUNCTION ARE COMMON MANIFESTATIONS WHICH CAN OCCUR INSIDIOUSLY. RADIOLOGIC AND HISTOLOGIC FINDINGS OF DIFFUSE INTERSTITIAL PNEUMONITIS OR FIBROSIS, OR BOTH, ARE ALSO COMMON MANIFESTATIONS OF THE CHRONIC PULMONARY REACTION. FEVER IS RARELY PROMINENT.

THE SEVERITY OF CHRONIC PULMONARY REACTIONS AND THEIR DEGREE OF RESOLUTION APPEAR TO BE RELATED TO THE DURATION OF THERAPY AFTER THE FIRST CLINICAL SIGNS APPEAR. PULMONARY FUNCTION MAY BE IMPAIRED PERMANENTLY, EVEN AFTER CESSATION OF THERAPY. THE RISK IS GREATER WHEN CHRONIC PULMONARY REACTIONS ARE NOT RECOGNIZED EARLY.

In subacute pulmonary reactions, fever and eosinophilia occur less often than in the acute form. Upon cessation of therapy, recovery may require several months. If the

symptoms are not recognized as being drug-related and nitrofurantoin therapy is not stopped, the symptoms may become more severe.

Acute pulmonary reactions are commonly manifested by fever, chills, cough, chest pain, dyspnea, pulmonary infiltration with consolidation or pleural effusion on x-ray, and eosinophilia. Acute reactions usually occur within the first week of treatment and are reversible with cessation of therapy. Resolution often is dramatic (see **WARNINGS**).

Changes in EKG (e.g., non-specific ST/T wave changes, bundle branch block) have been reported in association with pulmonary reactions.

Cyanosis has been reported rarely.

Hepatic: Hepatic reactions, including hepatitis, cholestatic jaundice, chronic active hepatitis, and hepatic necrosis, occur rarely (see **WARNINGS**).

Allergic: Lupus-like syndrome associated with pulmonary reaction to nitrofurantoin has been reported. Also, angioedema; maculopapular, erythematous, or eczematous eruptions; anaphylaxis; arthralgia; myalgia; drug fever; chills; and vasculitis (sometimes associated with pulmonary reactions) have been reported. Hypersensitivity reactions represent the most frequent spontaneously-reported adverse events in worldwide postmarketing experience with nitrofurantoin formulations.

Dermatologic: Exfoliative dermatitis and erythema multiforme (including Stevens-Johnson syndrome) have been reported rarely.

Hematologic: Cyanosis secondary to methemoglobinemia has been reported rarely.

Miscellaneous: As with other antimicrobial agents, superinfections caused by resistant organisms, e.g., *Pseudomonas* species or *Candida* species, can occur.

In clinical trials of nitrofurantoin (monohydrate/macrocrystals), the most frequent laboratory adverse events (1% to 5%), without regard to drug relationship, were as follows: eosinophilia, increased AST (SGOT), increased ALT (SGPT), decreased hemoglobin, increased serum phosphorus. The following laboratory adverse events also have been reported with the use of nitrofurantoin: glucose-6-phosphate dehydrogenase deficiency anemia (see **WARNINGS**), agranulocytosis, leukopenia, granulocytopenia, hemolytic anemia, thrombocytopenia, megaloblastic anemia. In most cases, these hematologic abnormalities resolved following cessation of therapy. Aplastic anemia has been reported rarely.

To report SUSPECTED ADVERSE REACTIONS, contact Sandoz Inc. at 1-800-525-8747 or FDA at 1-800-FDA-1088 or www.fda.gov/medwatch.

OVERDOSAGE

Occasional incidents of acute overdosage of nitrofurantoin have not resulted in any specific symptoms other than vomiting. Induction of emesis is recommended. There is no specific antidote, but a high fluid intake should be maintained to promote urinary excretion of the drug. Nitrofurantoin is dialyzable.

DOSAGE AND ADMINISTRATION

Nitrofurantoin capsules (monohydrate/macrocrystals) should be taken with food.

Adults and Pediatric Patients Over 12 Years

One 100 mg capsule every 12 hours for seven days.

HOW SUPPLIED

Nitrofurantoin capsules, USP (monohydrate/macrocrystals), for oral administration, are available as:

100 mg: Black and ivory opaque capsules imprinted “E 122” on the cap and body and supplied as:

NDC 0480-3470-01 bottles of 100

Store at 20° to 25°C (68° to 77°F) [see USP Controlled Room Temperature].

Dispense contents in a tight, light-resistant container as defined in the USP with a child-resistant closure, as required.

KEEP OUT OF THE REACH OF CHILDREN.

CLINICAL STUDIES

Controlled clinical trials comparing nitrofurantoin (monohydrate/macrocrystals) 100 mg p.o. q12h and nitrofurantoin (macrocrystals) 50 mg p.o. q6h in the treatment of acute uncomplicated urinary tract infections demonstrated approximately 75% microbiologic eradication of susceptible pathogens in each treatment group.

Manufactured for:

Teva Pharmaceuticals

Parsippany, NJ 07054

Rev. November 2021

46299764

MF0122REV11/21

100 mg Label

NDC 0480-3470-01

**Nitrofurantoin Capsules, USP
(Monohydrate/Macrocrystals)**

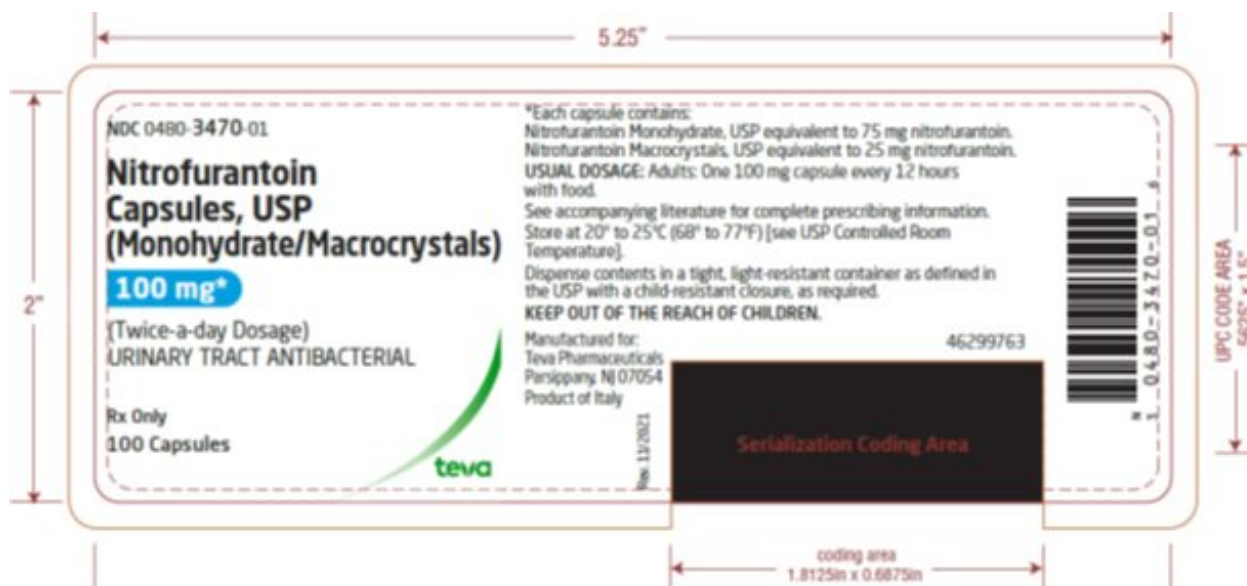
100 mg*

(Twice-a-day Dosage)

URINARY TRACT ANTIBACTERIAL

Rx only

100 Capsules



NITROFURANTOIN (MONOHYDRATE/MACROCRYSTALS)

nitrofurantoin (monohydrate/macrocrystals) capsule

Product Information

Product Type	HUMAN PRESCRIPTION DRUG	Item Code (Source)	NDC:0480-3470
Route of Administration	ORAL		

Active Ingredient/Active Moiety

Ingredient Name	Basis of Strength	Strength
NITROFURANTOIN MONOHYDRATE (UNII: E1QI2CQQ1I) (NITROFURANTOIN - UNII:927AH8112L)	NITROFURANTOIN	75 mg
NITROFURANTOIN (UNII: 927AH8112L) (NITROFURANTOIN - UNII:927AH8112L)	NITROFURANTOIN	25 mg

Inactive Ingredients

Ingredient Name	Strength
CARBOMER HOMOPOLYMER TYPE B (ALLYL SUCROSE CROSSLINKED) (UNII: Z135WT9208)	
D&C YELLOW NO. 10 (UNII: 35SW5USQ3G)	
FD&C BLUE NO. 1 (UNII: H3R47K3TBD)	
FD&C RED NO. 40 (UNII: WZB9127XOA)	
GELATIN, UNSPECIFIED (UNII: 2G86QN327L)	
LACTOSE MONOHYDRATE (UNII: EWQ57Q8I5X)	
MAGNESIUM STEARATE (UNII: 70097M6I30)	
POVIDONE, UNSPECIFIED (UNII: FZ989GH94E)	
SILICON DIOXIDE (UNII: ETJ7Z6XBU4)	
STARCH, CORN (UNII: O8232NY3SJ)	
TALC (UNII: 7SEV7J4R1U)	
TITANIUM DIOXIDE (UNII: 15FIX9V2JP)	
SUCROSE (UNII: C151H8M554)	

Product Characteristics

Color	BLACK (ivory) , WHITE (ivory)	Score	no score
Shape	CAPSULE	Size	21mm
Flavor		Imprint Code	E122
Contains			

Packaging

#	Item Code	Package Description	Marketing Start Date	Marketing End Date
1	NDC:0480-3470-01	100 in 1 BOTTLE; Type 0: Not a Combination Product	09/09/2022	07/31/2024

Marketing Information

Marketing Category	Application Number or Monograph Citation	Marketing Start Date	Marketing End Date
ANDA	ANDA077066	09/09/2022	07/31/2024

Labeler - Teva Pharmaceuticals USA, Inc. (022629579)

Revised: 12/2023

Teva Pharmaceuticals USA, Inc.