

AMMONUL- sodium phenylacetate and sodium benzoate injection, solution, concentrate

Bausch Health US LLC

HIGHLIGHTS OF PRESCRIBING INFORMATION

These highlights do not include all the information needed to use AMMONUL safely and effectively. See full prescribing information for AMMONUL.

AMMONUL® (sodium phenylacetate and sodium benzoate) injection, for intravenous use

Initial U.S. Approval: 1987

INDICATIONS AND USAGE

AMMONUL is a nitrogen binding agent indicated as adjunctive therapy for the treatment of acute hyperammonemia and associated encephalopathy in patients with deficiencies in enzymes of the urea cycle. (1)

DOSAGE AND ADMINISTRATION

- AMMONUL must be diluted with sterile 10% Dextrose Injection (D10W) before administration. Administration must be through a central venous catheter. Administration through a peripheral line may cause burns. (2)
- AMMONUL is administered intravenously as a loading dose infusion administered over 90 to 120 minutes, followed by an equivalent maintenance dose infusion administered over 24 hours. (2)
- See Full Prescribing Information for complete dosing recommendations.

DOSAGE FORMS AND STRENGTHS

Injection: 10% per 10% sterile, concentrated, aqueous solution of sodium phenylacetate and sodium benzoate. (3)

CONTRAINDICATIONS

None (4)

WARNINGS AND PRECAUTIONS

- Decreased Potassium Levels: Plasma potassium levels should be carefully monitored and appropriate treatment given when necessary. (5.1)
- Conditions Associated with Fluid Overload: AMMONUL contains 30.5 mg of sodium per mL of undiluted product. Caution should be used if AMMONUL is administered to patients with congestive heart failure, severe renal insufficiency, or with conditions in which there is sodium retention with edema. (5.2)
- Extravasation: Extravasation of AMMONUL into the perivenous tissues during high flow bolus infusion may lead to skin necrosis, especially in infants. The infusion site must be monitored closely for possible tissue infiltration during drug administration. (5.3)
- Neurotoxicity of Phenylacetate: Because of prolonged plasma levels achieved by phenylacetate in pharmacokinetic studies, repeat loading doses should not be administered. Additionally, neurotoxicity related to phenylacetate has been reported in cancer patients. Monitor patients for symptoms of acute neurotoxicity. (5.4)
- Hyperventilation and Metabolic Acidosis: AMMONUL may cause side effects typically associated with salicylate overdose, such as hyperventilation and metabolic acidosis. Monitor patient blood chemistry profiles and perform frequent blood pH and pCO₂ measurements. (5.5)

ADVERSE REACTIONS

The most frequently reported adverse reactions (incidence ≥6%) are vomiting, hyperglycemia, hypokalemia, convulsions, and mental impairment. (6)

To report SUSPECTED ADVERSE REACTIONS, contact Bausch Health US, LLC at 1-800-321-4576 or FDA at 1-800-FDA-1088 or www.fda.gov/medwatch.

DRUG INTERACTIONS

- Some antibiotics such as penicillin may affect the overall disposition of the infused drug. (7)
- Probenecid may affect renal excretion of phenylacetylglutamine and hippurate. (7)
- Valproic acid given to patients with urea cycle disorders may exacerbate their condition and antagonize the efficacy of AMMONUL through inhibition of the synthesis of *N*-acetylglutamate, a co-factor for carbamyl phosphate synthetase. (7)

- Use of corticosteroids may cause the breakdown of body protein and potentially increase plasma ammonia levels in patients with impaired ability to form urea. (7)

See 17 for **PATIENT COUNSELING INFORMATION**.

Revised: 12/2020

FULL PRESCRIBING INFORMATION: CONTENTS*

1 INDICATIONS AND USAGE

2 DOSAGE AND ADMINISTRATION

- 2.1 Recommended Dose
- 2.2 Administration

3 DOSAGE FORMS AND STRENGTHS

4 CONTRAINDICATIONS

5 WARNINGS AND PRECAUTIONS

- 5.1 Decreased Potassium Levels
- 5.2 Conditions Associated with Fluid Overload
- 5.3 Extravasation
- 5.4 Neurotoxicity of Phenylacetate
- 5.5 Hyperventilation and Metabolic Acidosis

6 ADVERSE REACTIONS

- 6.1 Clinical Trials Experience

7 DRUG INTERACTIONS

8 USE IN SPECIFIC POPULATIONS

- 8.1 Pregnancy
- 8.2 Lactation
- 8.4 Pediatric Use
- 8.5 Geriatric Use
- 8.6 Gender
- 8.7 Hepatic Insufficiency
- 8.8 Renal Impairment

10 OVERDOSAGE

11 DESCRIPTION

12 CLINICAL PHARMACOLOGY

- 12.1 Mechanism of Action
- 12.2 Pharmacodynamics
- 12.3 Pharmacokinetics

13 NONCLINICAL TOXICOLOGY

- 13.1 Carcinogenesis, Mutagenesis, Impairment of Fertility
- 13.2 Animal Toxicology and/or Pharmacology

14 CLINICAL STUDIES

16 HOW SUPPLIED/STORAGE AND HANDLING

17 PATIENT COUNSELING INFORMATION

* Sections or subsections omitted from the full prescribing information are not listed.

FULL PRESCRIBING INFORMATION

1 INDICATIONS AND USAGE

AMMONUL is indicated as adjunctive therapy in pediatric and adult patients for the treatment of acute hyperammonemia and associated encephalopathy in patients with deficiencies in enzymes of the urea cycle. During acute hyperammonemic episodes, arginine supplementation, caloric supplementation, dietary protein restriction, hemodialysis, and other ammonia lowering therapies should be considered [see *Warnings and Precautions (5)*].

2 DOSAGE AND ADMINISTRATION

2.1 Recommended Dose

AMMONUL must be diluted with sterile 10% Dextrose Injection (D10W) before administration. The dilution and dosage of AMMONUL are determined by weight for neonates, infants and young children, and by body surface area for larger patients, including older children, adolescents, and adults (Table 1).

Table 1: Dosage and Administration

Patient Population		Components of Infusion Solution AMMONUL must be diluted with sterile 10% Dextrose Injection at ≥ 25 mL/kg before administration.		Dosage Provided		
				AMMONUL	Arginine HCl Injection, 10%	Sodium Phenylacetate
CPS and OTC Deficiency						
Patients 0 to 20 kg:	Dose Loading: over 90 to 120 minutes Maintenance: over 24 hours	2.5 mL/kg	2 mL/kg	250 mg/kg	250 mg/kg	200 mg/kg
	ASS and ASL Deficiency					
	Dose Loading: over 90 to 120 minutes Maintenance: over 24 hours	2.5 mL/kg	6 mL/kg	250 mg/kg	250 mg/kg	600 mg/kg

Patients > 20 kg:	CPS and OTC Deficiency					
	Dose Loading: over 90 to 120 minutes Maintenance: over 24 hours	55 mL/m ²	2 mL/kg	5.5 g/m ²	5.5 g/m ²	200 mg/kg
	ASS and ASL Deficiency					
	Dose Loading: over 90 to 120 minutes Maintenance: over 24 hours	55 mL/m ²	6 mL/kg	5.5 g/m ²	5.5 g/m ²	600 mg/kg
Abbreviations: CPS - carbamyl phosphate synthetase; OTC - ornithine transcarbamylase; ASS - argininosuccinate synthetase; ASL - argininosuccinate lyase						

2.2 Administration

AMMONUL is a concentrated solution and must be diluted before intravenous administration via a central venous catheter. Administration through a peripheral intravenous catheter may cause burns. AMMONUL may not be administered by any other route.

AMMONUL should be administered as a loading dose infusion over 90 to 120 minutes, followed by the same dose repeated as a maintenance infusion administered over 24 hours. Because of prolonged plasma levels achieved by phenylacetate in pharmacokinetic studies, repeat loading doses of AMMONUL should not be administered. Maintenance infusions may be continued until elevated plasma ammonia levels have been normalized or the patient can tolerate oral nutrition and medications. An antiemetic may be administered during AMMONUL infusion to aid control of infusion-associated nausea and vomiting. Administration of analogous oral drugs, such as sodium phenylbutyrate, should be terminated prior to AMMONUL infusion.

AMMONUL infusion should be started as soon as the diagnosis of hyperammonemia is made. Treatment of hyperammonemia also requires caloric supplementation and restriction of dietary protein. Non-protein calories should be supplied principally as glucose (8–10 mg/kg/min) with an intravenous fat emulsion added. Attempts should be made to maintain a caloric intake of greater than 80 kcal/kg/day. During and after infusion of AMMONUL, ongoing monitoring of the following clinical laboratory values is crucial: plasma ammonia, glutamine, quantitative plasma amino acids, blood glucose, electrolytes, venous or arterial blood gases, AST and ALT. On-going monitoring of the following clinical responses is also crucial to assess patient response to treatment: neurological status, Glasgow Coma Scale, tachypnea, CT or MRI scan or fundoscopic evidence of cerebral edema, and/or of gray matter and white matter damage.

Hemodialysis should be considered in patients with severe hyperammonemia or who are not responsive to AMMONUL administration [see *Warnings and Precautions (5)*]. In the non-neonatal study patient population treated with AMMONUL, dialysis was required in 13% of hyperammonemic episodes. Standard hemodialysis was the most frequently used dialysis method. High levels of ammonia can be reduced quickly when AMMONUL is used with hemodialysis, as the ammonia-scavenging of AMMONUL suppresses the

production of ammonia from catabolism of endogenous protein and hemodialysis eliminates the ammonia and ammonia conjugates.

AMMONUL solutions are physically and chemically stable for up to 24 hours at room temperature and room lighting conditions. No compatibility information is presently available for AMMONUL infusion solutions except for Arginine HCl Injection, 10%, which may be mixed in the same container as AMMONUL. Other infusion solutions and drug products should not be administered together with AMMONUL infusion solution. AMMONUL solutions may be prepared in glass and PVC containers.

Arginine Administration

Intravenous arginine is an essential component of therapy for patients with carbamyl phosphate synthetase (CPS), ornithine transcarbamylase (OTC), argininosuccinate synthetase (ASS), or argininosuccinate lyase (ASL) deficiency. Because hyperchloremic acidosis may develop after high-dose arginine hydrochloride administration, chloride and bicarbonate levels should be monitored and appropriate amounts of bicarbonate administered.

In hyperammonemic infants with suspected, but unconfirmed urea cycle disorders, intravenous arginine should be given (6 mL/kg of Arginine HCl Injection 10%, over 90 minutes followed by the same dose given as a maintenance infusion over 24 hours). If deficiencies of ASS or ASL are excluded as diagnostic possibilities, the intravenous dose of Arginine HCl should be reduced to 2 mL/kg/day Arginine HCl Injection 10%.

Converting to Oral Treatment

Once elevated ammonia levels have been reduced to the normal range, oral therapy, such as sodium phenylbutyrate, dietary management and maintenance protein restrictions should be started or reinitiated.

3 DOSAGE FORMS AND STRENGTHS

AMMONUL (sodium phenylacetate and sodium benzoate) Injection 10% per 10% is a sterile, concentrated, aqueous solution of sodium phenylacetate and sodium benzoate.

4 CONTRAINDICATIONS

None.

5 WARNINGS AND PRECAUTIONS

5.1 Decreased Potassium Levels

Because urine potassium loss is enhanced by the excretion of the non-reabsorbable anions, phenylacetylglutamine and hippurate, plasma potassium levels should be carefully monitored and appropriate treatment given when necessary.

5.2 Conditions Associated with Fluid Overload

AMMONUL contains 30.5 mg of sodium per mL of undiluted product. Thus, AMMONUL should be used with great care, if at all, in patients with congestive heart failure or

severe renal insufficiency, and in clinical states in which there is sodium retention with edema. Discontinue administration of AMMONUL, evaluate the patient, and institute appropriate therapeutic countermeasures if an adverse event occurs.

5.3 Extravasation

Administration must be through a central venous catheter. Administration through a peripheral line may cause burns. Bolus infusion flow rates are relatively high, especially for infants [see *Dosage and Administration (2)*]. Extravasation of AMMONUL into the perivenous tissues may lead to skin necrosis. If extravasation is suspected, discontinue the infusion and resume at a different infusion site, if necessary. The infusion site must be monitored closely for possible infiltration during drug administration. Do not administer undiluted product.

5.4 Neurotoxicity of Phenylacetate

Because of prolonged plasma levels achieved by phenylacetate in pharmacokinetic studies, repeat loading doses of AMMONUL should not be administered. Additionally, neurotoxicity was reported in cancer patients receiving intravenous phenylacetate, 250–300 mg/kg/day for 14 days, repeated at 4-week intervals. Manifestations were predominantly somnolence, fatigue, and lightheadedness, with less frequent headaches, dysgeusia, hypoacusis, disorientation, impaired memory, and exacerbation of a pre-existing neuropathy. The acute onset of symptoms upon initiation of treatment and reversibility of symptoms when the phenylacetate was discontinued suggest a drug effect [see *Animal Toxicology and/or Pharmacology (13.2)*].

5.5 Hyperventilation and Metabolic Acidosis

Due to structural similarities between phenylacetate and benzoate to salicylate, AMMONUL may cause side effects typically associated with salicylate overdose, such as hyperventilation and metabolic acidosis. Monitoring of blood chemistry profiles, blood pH and pCO₂ should be performed.

6 ADVERSE REACTIONS

6.1 Clinical Trials Experience

Because clinical trials are conducted under widely varying conditions, adverse reaction rates observed in the clinical trials of a drug cannot be directly compared to rates in the clinical trials of another drug and may not reflect the rates observed in clinical practice.

The safety data were obtained from 316 patients who received AMMONUL as emergency (rescue) or prospective treatment for hyperammonemia as part of an uncontrolled, open-label study. The study population included patients between the ages of 0 to 53 years with a mean (SD) of 6.2 (8.54) years; 51% were male and 49% were female who had the following diagnoses: OTC (46%), ASS (22%), CPS (12%), ASL (2%), ARG (<1%), THN (<1%), and other (18%).

Adverse reactions were reported with similar frequency in patients with OTC, ASS, CPS, and diagnoses categorized as "other." Nervous system disorders were more frequent in patients with OTC and CPS, compared with patients with ASS and patients with "other" diagnoses. Convulsions and mental impairment were reported in patients with OTC and

CPS. These observations are consistent with literature reports that patients with enzyme deficiencies occurring earlier in the urea cycle (i.e., OTC and CPS) tend to be more severely affected.

Adverse reactions profiles differed by age group. Patients ≤ 30 days of age had more blood and lymphatic system disorders and vascular disorders (specifically hypotension), while patients > 30 days of age had more gastrointestinal disorders (specifically nausea, vomiting and diarrhea).

Less common adverse reactions ($< 3\%$ of patients) that are characterized as severe are listed below by body system.

BLOOD AND LYMPHATIC SYSTEM DISORDERS: coagulopathy, pancytopenia, thrombocytopenia

CARDIAC DISORDERS: atrial rupture, bradycardia, cardiac or cardiopulmonary arrest/failure, cardiogenic shock, cardiomyopathy, pericardial effusion

EYE DISORDERS: blindness

GASTROINTESTINAL DISORDERS: abdominal distension, gastrointestinal hemorrhage

GENERAL DISORDERS AND ADMINISTRATION-SITE CONDITIONS: asthenia, brain death, chest pain, multiorgan failure, edema

HEPATOBIILIARY DISORDERS: cholestasis, hepatic artery stenosis, hepatic failure/hepatotoxicity, jaundice

INFECTIONS AND INFESTATIONS: sepsis/septic shock

INJURY, POISONING AND PROCEDURAL COMPLICATIONS: brain herniation, subdural hematoma, overdose

INVESTIGATIONS: blood carbon dioxide changes, blood glucose changes, blood pH increased, cardiac output decreased, pCO_2 changes, respiratory rate increased

METABOLISM AND NUTRITION DISORDERS: alkalosis, dehydration, fluid overload/retention, hypoglycemia, hyperkalemia, hypernatremia, alkalosis, tetany

NEOPLASMS BENIGN, MALIGNANT AND UNSPECIFIED: hemangioma acquired

NERVOUS SYSTEM DISORDERS: areflexia, ataxia, brain infarction, brain hemorrhage, cerebral atrophy, clonus, depressed level of consciousness, encephalopathy, nerve paralysis, intracranial pressure increased, subdural hematoma, tremor

PSYCHIATRIC DISORDERS: acute psychosis, aggression, confusional state, hallucinations

RENAL AND URINARY DISORDERS: anuria, renal failure, urinary retention

RESPIRATORY, THORACIC AND MEDIASTINAL DISORDERS: acute respiratory distress syndrome, dyspnea, hypercapnia, hyperventilation, Kussmaul respiration, pneumonia aspiration, pneumothorax, pulmonary hemorrhage, pulmonary edema, respiratory acidosis or alkalosis, respiratory arrest/failure

SKIN AND SUBCUTANEOUS TISSUE DISORDERS: alopecia, blister, pruritus generalized, rash, urticaria

VASCULAR DISORDERS: flushing, hemorrhage, hypertension,

Table 2: Adverse Reactions Occurring in $\geq 3\%$ of Patients Treated with AMMONUL

	Patients N=316
Number of patients with any adverse event	163 (52%)
Blood and lymphatic system disorders	35 (11%)
Anemia	12 (4%)
Disseminated intravascular coagulation	11 (3%)
Cardiac disorders	28 (9%)
Gastrointestinal disorders	42 (13%)
Diarrhea	10 (3%)
Nausea	9 (3%)
Vomiting	29 (9%)
General disorders and administration-site conditions	45 (14%)
Injection-site reaction	11 (3%)
Pyrexia	17 (5%)
Infections	39 (12%)
Urinary tract infection	9 (3%)
Injury, poisoning and procedural complications	12 (4%)
Investigations	32 (10%)
Metabolism and nutrition disorders	67 (21%)
Acidosis	8 (3%)
Hyperammonemia	17 (5%)
Hyperglycemia	22 (7%)

Hypocalcemia	8 (3%)
Hypokalemia	23 (7%)
Metabolic acidosis	13 (4%)
Nervous system disorders	71 (22%)
Brain edema	17 (5%)
Coma	10 (3%)
Convulsions	19 (6%)
Mental impairment	18 (6%)
Psychiatric disorders	16 (5%)
Agitation	8 (3%)
Renal and urinary disorders	14 (4%)
Respiratory, thoracic and mediastinal disorders	47 (15%)
Respiratory distress	9 (3%)
Skin and subcutaneous tissue disorders	19 (6%)
Vascular disorders	19 (6%)
Hypotension	14 (4%)

7 DRUG INTERACTIONS

Formal drug interaction studies have not been performed with AMMONUL.

Some antibiotics such as penicillin may compete with phenylacetylglutamine and hippurate for active secretion by renal tubules, which may affect the overall disposition of the infused drug.

Probenecid is known to inhibit the renal transport of many organic compounds, including aminohippuric acid, and may affect renal excretion of phenylacetylglutamine and hippurate.

There have been reports that valproic acid can induce hyperammonemia through inhibition of the synthesis of *N*-acetylglutamate, a co-factor for carbamyl phosphate synthetase. Therefore, administration of valproic acid to patients with urea cycle

disorders may exacerbate their condition and antagonize the efficacy of AMMONUL.

Use of corticosteroids may cause a protein catabolic state and, thereby, potentially increase plasma ammonia levels in patients with impaired ability to form urea.

8 USE IN SPECIFIC POPULATIONS

8.1 Pregnancy

Risk Summary

Available data with AMMONUL use in pregnant women are insufficient to identify a drug-associated risk of major birth defects, miscarriage or adverse maternal or fetal outcomes. Animal reproduction studies have not been conducted with AMMONUL.

The estimated background risk of major birth defects and miscarriage for the indicated population is unknown. All pregnancies have a background risk of birth defect, loss, or other adverse outcomes. In the U.S. general population, the estimated background risk of major birth defects and miscarriage in clinically recognized pregnancies is 2 to 4%, and 15 to 20%, respectively.

8.2 Lactation

Risk Summary

There are no data on the presence of sodium phenylacetate, sodium benzoate in either human or animal milk, the effects on the breastfed infant, or the effects on milk production. The developmental and health benefits of breastfeeding should be considered along with the mother's clinical need for AMMONUL and any potential adverse effects on the breastfed infant from AMMONUL or from the underlying maternal condition.

8.4 Pediatric Use

AMMONUL has been used as a treatment for acute hyperammonemia in pediatric patients including patients in the early neonatal period [see *Dosage and Administration* (2)].

8.5 Geriatric Use

Clinical studies of AMMONUL did not include any patients aged 65 and over to determine whether they respond differently from younger patients. Urea cycle disorders are presently diseases of the pediatric and younger adult populations. No pharmacokinetic studies of AMMONUL have been performed in geriatric patients. In general, dose selection for an elderly patient should be cautious, usually starting at the low end of the dosing range, reflecting the greater frequency of decreased hepatic, renal, or cardiac function, and concomitant disease or other drug therapy in this patient population.

8.6 Gender

Pharmacokinetic parameters of AMMONUL were compared in healthy males and females. Bioavailability of both benzoate and phenylacetate was slightly higher in females than in males. However, conclusions cannot be drawn due to the limited number of

subjects in this study.

8.7 Hepatic Insufficiency

Limited information is available on the metabolism and excretion of sodium phenylacetate and sodium benzoate in patients with impaired hepatic function. However, metabolic conjugation of sodium phenylacetate and sodium benzoate is known to take place in the liver and kidney. Therefore, caution should be used in administering AMMONUL to patients with hepatic insufficiency.

8.8 Renal Impairment

The drug metabolites of AMMONUL (phenylacetylglutamine and hippurate) and subsequently ammonia are primarily excreted by the kidney. Therefore, use caution and closely monitor patients with impaired renal function who receive AMMONUL.

10 OVERDOSAGE

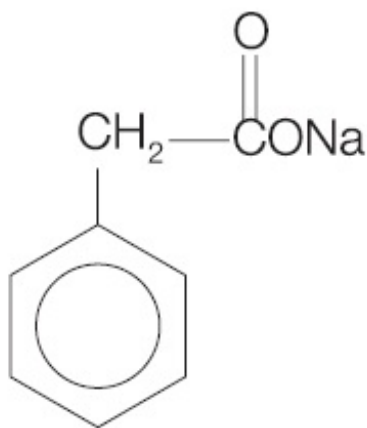
Overdosage has been reported during AMMONUL treatment in urea cycle-deficient patients. All patients in the uncontrolled open-label study were to be treated with the same dose of AMMONUL. However, some patients received more than the dose level specified in the protocol. In 16 of the 64 deaths, the patient received a known overdose of AMMONUL. Causes of death in these patients included cardiorespiratory failure/arrest (6 patients), hyperammonemia (3 patients), increased intracranial pressure (2 patients), pneumonitis with septic shock and coagulopathy (1 patient), error in dialysis procedure (1 patient), respiratory failure (1 patient), intractable hypotension and probable sepsis (1 patient), and unknown (1 patient). Additionally, other signs of intoxication may include obtundation (in the absence of hyperammonemia), hyperventilation, a severe compensated metabolic acidosis, perhaps with a respiratory component, large anion gap, hypernatremia and hyperosmolarity, progressive encephalopathy, cardiovascular collapse, and death.

In case of overdose of AMMONUL, discontinue the drug and institute appropriate emergency medical monitoring and procedures. In severe cases, the latter may include hemodialysis (procedure of choice) or peritoneal dialysis (when hemodialysis is unavailable).

11 DESCRIPTION

AMMONUL (sodium phenylacetate and sodium benzoate) Injection 10% per 10% (a nitrogen binding agent) is a sterile, concentrated, aqueous solution of sodium phenylacetate and sodium benzoate. The pH of the solution is between 6 and 8. Sodium phenylacetate is a white to off-white powder. It is soluble in water. Sodium benzoate is a white to off-white powder that is readily soluble in water.

Figure 1



Sodium Phenylacetate



Sodium Benzoate

Sodium phenylacetate has a molecular weight of 158.14 and the molecular formula $C_8H_7NaO_2$. Sodium benzoate has a molecular weight of 144.10 and the molecular formula $C_7H_5NaO_2$.

Each mL of AMMONUL contains 100 mg of sodium phenylacetate and 100 mg of sodium benzoate, and Water for Injection. Sodium hydroxide and/or hydrochloric acid may have been used for pH adjustment.

AMMONUL injection is a sterile, concentrated solution intended for intravenous administration via a central venous catheter only after dilution [see *Dosage and Administration* (2)].

12 CLINICAL PHARMACOLOGY

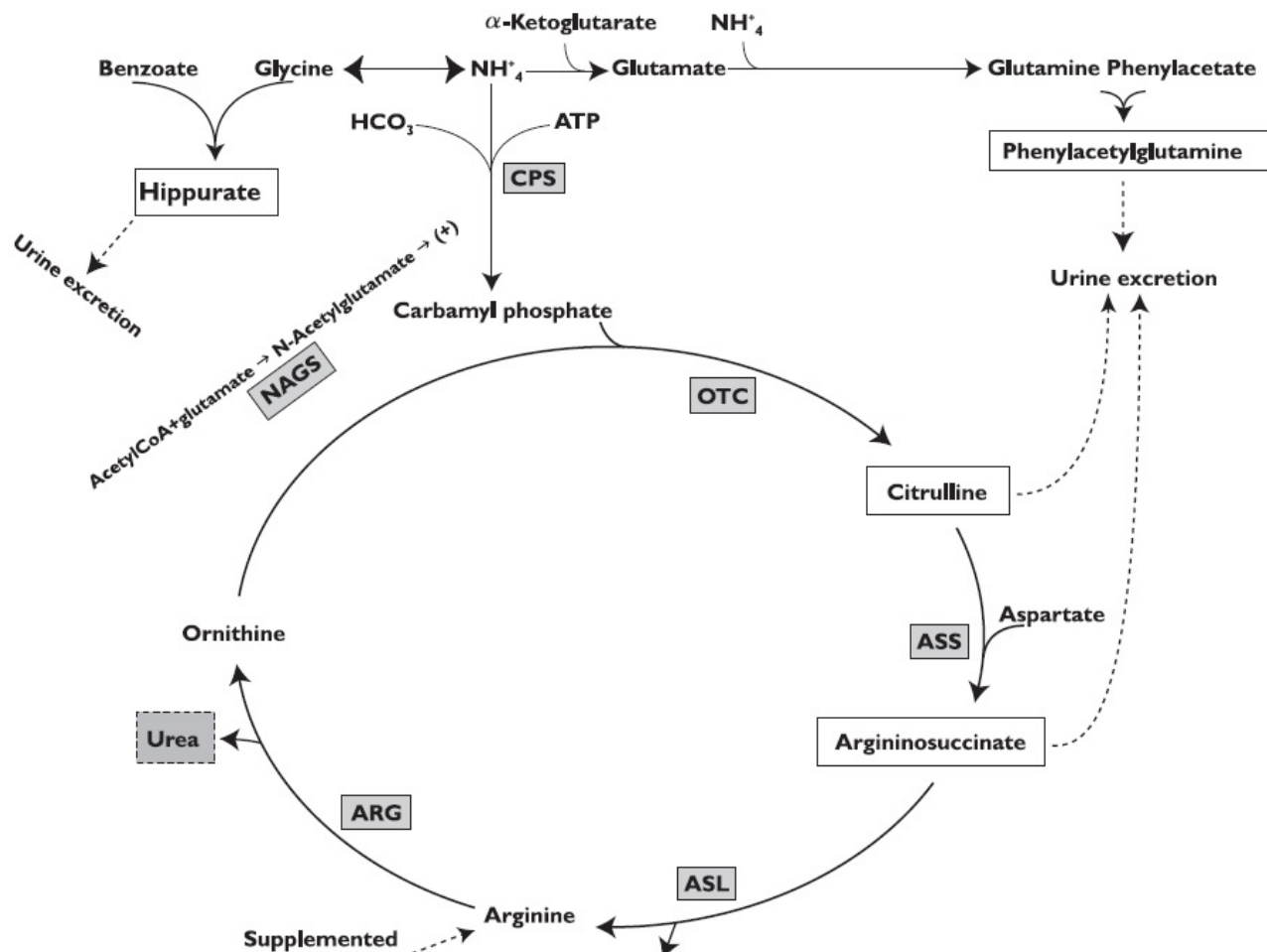
12.1 Mechanism of Action

Urea cycle disorders can result from decreased activity of any of the following enzymes: *N*-acetylglutamate synthetase (NAGS), carbamyl phosphate synthetase (CPS), argininosuccinate synthetase (ASS), ornithine transcarbamylase (OTC), argininosuccinate lyase (ASL), or arginase (ARG).

Sodium phenylacetate and sodium benzoate are metabolically active compounds that can serve as alternatives to urea for the excretion of waste nitrogen. Figure 2 is a schematic illustrating how the components of AMMONUL, phenylacetate and benzoate, provide an alternative pathway for nitrogen disposal in patients without a fully functioning urea cycle. Phenylacetate conjugates with glutamine in the liver and kidneys to form phenylacetylglutamine, via acetylation. Phenylacetylglutamine is excreted by the kidneys via glomerular filtration and tubular secretion. The nitrogen content of phenylacetylglutamine per mole is identical to that of urea (both contain two moles of nitrogen). Two moles of nitrogen are removed per mole of phenylacetate when it is conjugated with glutamine. Similarly, preceded by acylation, benzoate conjugates with glycine to form hippuric acid, which is rapidly excreted by the kidneys by glomerular filtration and tubular secretion. One mole of hippuric acid contains one mole of waste nitrogen. Thus, one mole of nitrogen is removed per mole of benzoate when it is

conjugated with glycine.

Figure 2



CPS = carbamyl phosphate synthetase;
 OTC = ornithine transcarbamylase;
 ASS = argininosuccinate synthetase;
 ASL = argininosuccinate lyase;
 ARG = arginase;
 NAGS = *N*-acetylglutamate synthetase

12.2 Pharmacodynamics

In patients with hyperammonemia due to deficiencies in enzymes of the urea cycle, AMMONUL has been shown to decrease elevated plasma ammonia levels. These effects are considered to be the result of reduction in nitrogen overload through glutamine and glycine scavenging by AMMONUL in combination with appropriate dietary and other supportive measures.

12.3 Pharmacokinetics

The pharmacokinetics of intravenously administered AMMONUL was characterized in healthy adult volunteers. Both benzoate and phenylacetate exhibited nonlinear kinetics. Following 90-minute intravenous infusion mean AUC_{last} for benzoate was 20.3, 114.9, 564.6, 562.8, and 1599.1 mcg/mL following doses of 1, 2, 3.75, 4, and 5.5 g/m²,

respectively. The total clearance decreased from 5.19 to 3.62 L/h/m² at the 3.75 and 5.5 g/m² doses, respectively.

Similarly, phenylacetate exhibited nonlinear kinetics following the priming dose regimens. AUC_{last} was 175.6, 713.8, 2040.6, 2181.6, and 3829.2 mcg•h/mL following doses of 1, 2, 3.75, 4, and 5.5 g/m², respectively. The total clearance decreased from 1.82 to 0.89 mcg•h/mL with increasing dose (3.75 and 4 g/m², respectively).

During the sequence of 90-minute priming infusion followed by a 24-hour maintenance infusion, phenylacetate was detected in the plasma at the end of infusion (T_{max} of 2 hr at 3.75 g/m²) whereas, benzoate concentrations declined rapidly (T_{max} of 1.5 hr at 3.75 g/m²) and were undetectable at 14 and 26 hours following the 3.75 and 4 g/m² dose, respectively.

A difference in the metabolic rates for phenylacetate and benzoate was noted. The formation of hippurate from benzoate occurred more rapidly than that of phenylacetylglutamine from phenylacetate, and the rate of elimination for hippurate appeared to be more rapid than that for phenylacetylglutamine.

Pharmacokinetic observations have also been reported from twelve episodes of hyperammonemic encephalopathy in seven children diagnosed (age 3 to 26 months) with urea cycle disorders who had been administered AMMONUL intravenously. These data showed peak plasma levels of phenylacetate and benzoate at approximately the same times as were observed in healthy adults. As in healthy adults, the plasma levels of phenylacetate were higher than benzoate and were present for a longer time.

The pharmacokinetics of intravenous phenylacetate have been reported following administration to adult patients with advanced solid tumors. The decline in serum phenylacetate concentrations following a loading infusion of 150 mg/kg was consistent with saturable enzyme kinetics. Ninety-nine percent of administered phenylacetate was excreted as phenylacetylglutamine.

13 NONCLINICAL TOXICOLOGY

13.1 Carcinogenesis, Mutagenesis, Impairment of Fertility

Long-term studies in animals have not been performed to evaluate the carcinogenic potential of AMMONUL. Studies to evaluate the possible impairment of fertility or mutagenic potential of AMMONUL have not been performed. Results indicate that sodium benzoate is not mutagenic or carcinogenic, and does not impair fertility.

13.2 Animal Toxicology and/or Pharmacology

In animal studies, subcutaneous administration to rat pups of 190– 474 mg/kg of phenylacetate caused decreased proliferation and increased loss of neurons, and reduced central nervous system (CNS) myelin. Cerebral synapse maturation was retarded, and the number of functioning nerve terminals in the cerebrum was reduced, which resulted in impaired brain growth. Pregnant rats were given phenylacetate at 3.5 μmol/g/day subcutaneously from gestation day 7 through normal delivery. Prenatal exposure of rat pups to phenylacetate produced lesions in layer 5 cortical pyramidal cells; dendritic spines were longer and thinner than normal and reduced in number.

14 CLINICAL STUDIES

The efficacy of AMMONUL in improving patient survival of acute hyperammonemic episodes was demonstrated in an analysis of 316 patients (1,045 episodes of hospitalization) treated between 1981 and 2003.

The demographic characteristics and diagnoses of the patient population are shown in Table 3.

Table 3: Baseline Characteristics and Diagnoses of Study Population

		Patients* N=316
Gender	Male	158 (51%)
	Female	150 (49%)
Age (years)	N	310
	Mean (SD)	6.2 (8.54)
	Min–Max	0.0–53.0
Age groups	0–30 days	104 (34%)
	31 days–2 years	55 (18%)
	>2–12 years	90 (29%)
	>12–16 years	30 (10%)
	>16 years	31 (10%)
Enzyme deficiency	OTC	146 (46%)
	ASS	71 (22%)
	CPS	38 (12%)
	ASL	7 (2%)
	ARG	2 (< 1%)
	THN	2 (< 1%)
	Other [†]	56 (18%)

* For the summary at the patient level, data obtained at first episode used.

† Diagnosis unknown or pending (33 episodes), acidemia (14 episodes), HHH syndrome (6 episodes), carnitine translocase deficiency (4 episodes), liver disease (3 episodes), HMG CoA lyase deficiency (1 episode), non-ketotic hyperglycinemia (1 episode), suspected fatty acid oxidation deficiency (1 episode), and valproic-acid-induced hyperammonemia (1 episode).

On admission to the hospital, patients with hyperammonemia and a suspected or confirmed urea cycle disorder (UCD) diagnosis were treated with a bolus dose of 0.25 g/kg (or 5.5 g/m²) sodium phenylacetate + 0.25 g/kg (or 5.5 g/m²) sodium benzoate over a period of 90 minutes to 6 hours, depending on the specific UCD. Infusions also contained arginine; the dose of arginine depended on the specific UCD. After completion of the bolus dose, maintenance infusions of the same dose over 24 hours were continued until the patient was no longer hyperammonemic or oral therapy could be tolerated. The mean (SD) duration of treatment was 4.6 (6.45) days per episode, and ranged from 1 to 72 days.

Survival was substantially improved after AMMONUL treatment compared with historical values (estimated 14% 1-year survival rate with dietary therapy alone) and with dialysis (estimated 43% survival of acute hyperammonemia).

Eighty percent of patients (252 of 316) survived their last episode. Of the 64 patients who died, 53 (83%) died during their first hyperammonemic episode. Of the 104 neonates (<30d) treated with AMMONUL, 34 (33%) died during the first hyperammonemic episode.

Ammonia levels decreased from very high levels (>4 times the upper limit of normal [ULN]) to lower levels in 91% of episodes after treatment. In patients responding to therapy, mean ammonia concentrations decreased from 200.9 µmol/L at hour zero to 101.6 µmol/L within four hours of initiation of AMMONUL therapy and were maintained. Hemodialysis is recommended for those patients whose plasma ammonia levels fail to fall below 150 µmol/L or by more than 40% within 4 to 8 hours after receiving AMMONUL. A shift from high (≤4 times ULN) to very high (>4 times ULN) levels was observed in only 4% of the episodes.

Overall, investigators rated neurological status as improved, much improved, or the same in 93% of episodes, and overall status in response to treatment as improved, much improved, or the same in 97% of episodes. Recovery from coma was observed in 97% of episodes where coma was present at admission (111 of 114 episodes).

16 HOW SUPPLIED/STORAGE AND HANDLING

AMMONUL (sodium phenylacetate and sodium benzoate) Injection 10% per 10% is supplied in a sterile, non-pyrogenic, single use glass vial.

NDC 0187-0010-50 single use vial containing 50 mL of sodium phenylacetate and sodium benzoate injection 10% per 10%.

Storage: Store at 25°C (77°F); excursions permitted to 15°C to 30°C (59°F to 86°F).

17 PATIENT COUNSELING INFORMATION

Physicians should advise patients and caregivers about the following for safe use of AMMONUL:

- When plasma ammonia levels have normalized, dietary protein intake can usually be increased with the goal of unrestricted protein intake.
- The most common adverse reactions are vomiting, hyperglycemia, hypokalemia, convulsions, and mental impairment.
- Generally BUPHENYL is stopped during the time AMMONUL is used.

Distributed by:

Bausch Health US, LLC
Bridgewater, NJ 08807 USA

Manufactured by:

Cangene BioPharma, LLC
Baltimore, MD 21230 USA

AMMONUL is a trademark of Bausch Health Companies Inc. or its affiliates.

© 2020 Bausch Health Companies Inc. or its affiliates

9428204

PACKAGE/LABEL PRINCIPAL DISPLAY PANEL

NDC 0187-0010-50

Rx only

AMMONUL®

(sodium phenylacetate and sodium benzoate) injection

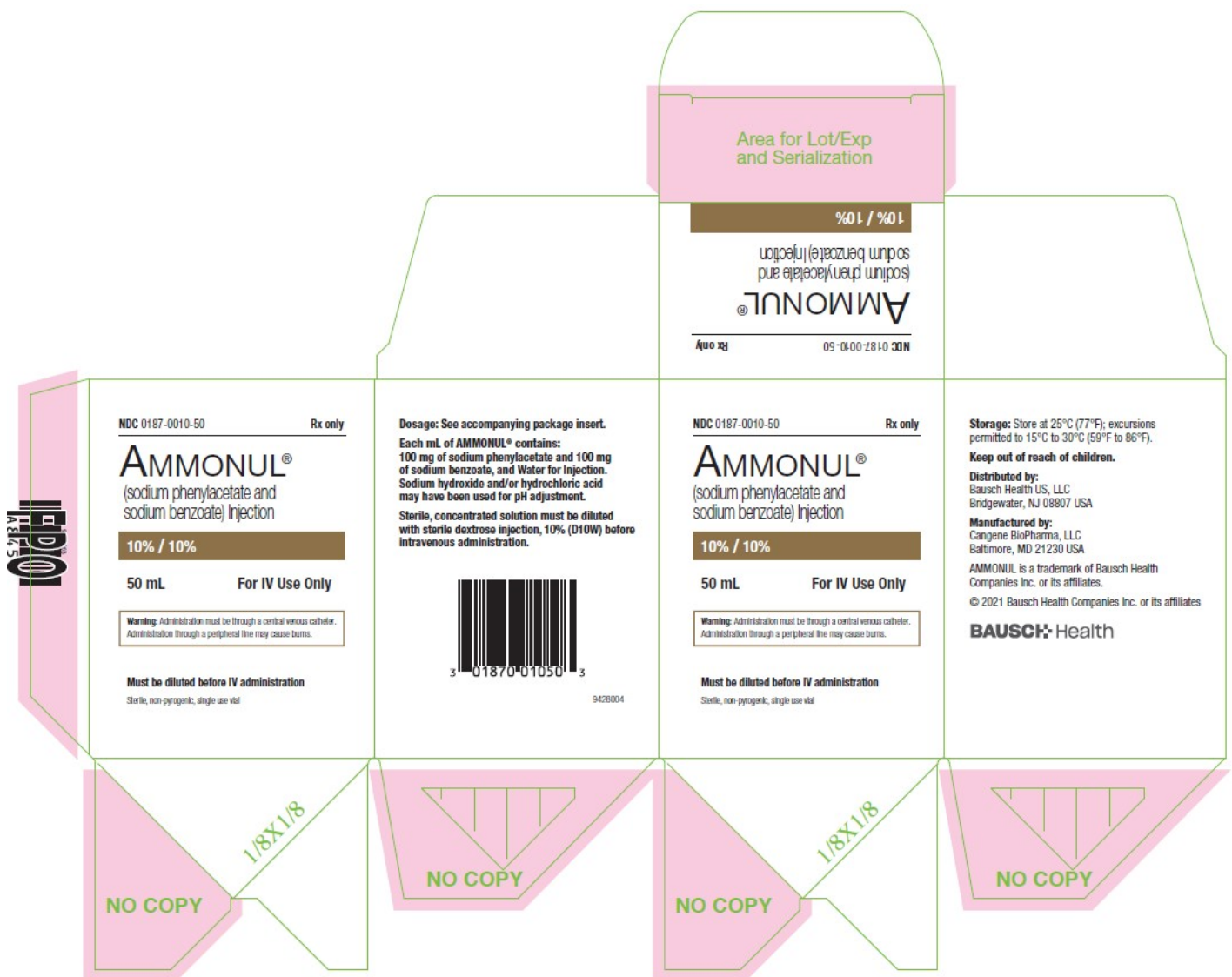
10% / 10%

50 mL For IV Use Only

Warning: Administration must be through a central venous catheter. Administration through a peripheral line may cause burns.

Must be diluted before IV administration

Sterile, non-pyrogenic, single use vial



AMMONUL

sodium phenylacetate and sodium benzoate injection, solution, concentrate

Product Information

Product Type	HUMAN PRESCRIPTION DRUG	Item Code (Source)	NDC:0187-0010
Route of Administration	INTRAVENOUS		

Active Ingredient/Active Moiety

Ingredient Name	Basis of Strength	Strength
sodium phenylacetate (UNII: 48N6U1781G) (phenylacetic acid - UNII:ER51W795A)	sodium phenylacetate	100 mg in 1 mL
sodium benzoate (UNII: OJ245FE5EU) (benzoic acid - UNII:8SKN0B0MIM)	sodium benzoate	100 mg in 1 mL

Inactive Ingredients

Ingredient Name	Strength
water (UNII: 059QF0KO0R)	
sodium hydroxide (UNII: 55X04QC32I)	
hydrochloric acid (UNII: QTT17582CB)	

Packaging

#	Item Code	Package Description	Marketing Start Date	Marketing End Date
1	NDC:0187-0010-50	1 in 1 CARTON	02/17/2005	
1		50 mL in 1 VIAL, SINGLE-USE; Type 0: Not a Combination Product		

Marketing Information

Marketing Category	Application Number or Monograph Citation	Marketing Start Date	Marketing End Date
NDA	NDA020645	02/17/2005	

Labeler - Bausch Health US LLC (831922468)

Establishment

Name	Address	ID/FEI	Business Operations
Cangene bioPharma LLC		050783398	MANUFACTURE(0187-0010)