

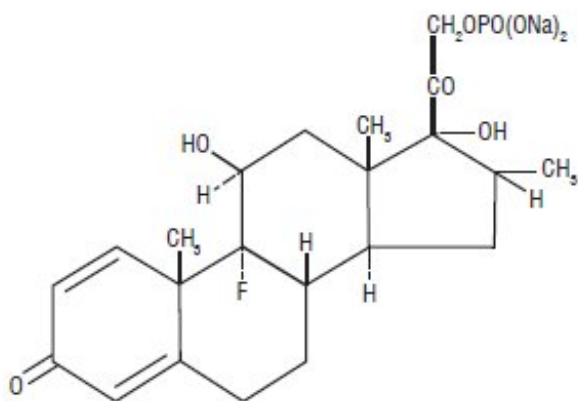
DEXAMETHASONE SODIUM PHOSPHATE- dexamethasone sodium phosphate injection, solution
Mylan Institutional LLC

Dexamethasone Sodium Phosphate Injection, USP

Rx only

DESCRIPTION

Dexamethasone sodium phosphate, a synthetic adrenocortical steroid, is a white or slightly yellow, crystalline powder. It is freely soluble in water and is exceedingly hygroscopic. The molecular weight is 516.41. It is designated chemically as 9-fluoro-11 β ,17-dihydroxy-16 α -methyl-21-(phosphonoxy)pregna-1,4-diene-3,20-dione disodium salt. The empirical formula is C₂₂H₂₈FNa₂O₈P and the structural formula is:



Dexamethasone sodium phosphate injection, USP is a sterile solution of dexamethasone sodium phosphate, and is supplied in 4 mg/ mL and 10 mg /mL.

Dexamethasone sodium phosphate injection, USP 4 mg/mL is a sterile solution for intravenous, intramuscular, intra-articular, intralesional and soft tissue administration. Each mL contains:

Active: Dexamethasone sodium phosphate 4.4 mg (equivalent to dexamethasone phosphate 4 mg). **Preservatives:** Methylparaben 1.5 mg; Propylparaben 0.2 mg. **Inactives:** Edetate Disodium 0.11 mg; Sodium Citrate Anhydrous 10 mg; Citric Acid and/or Sodium Hydroxide q.s to adjust pH 7.0 to 8.5 and Water for Injection q.s to 1 mL.

Dexamethasone sodium phosphate injection, USP 10 mg/mL is a sterile solution for intravenous or intramuscular use only. Each mL contains:

Actives: Dexamethasone sodium phosphate 11 mg (equivalent to dexamethasone phosphate 10 mg). **Preservatives:** Methylparaben 1.5 mg; Propylparaben 0.2 mg. **Inactives:** Edetate Disodium 0.11 mg; Sodium Citrate Anhydrous 10 mg; Citric Acid

and/or Sodium Hydroxide q.s to adjust pH 7.0 to 8.5 and Water for Injection q.s to 1 mL.

CLINICAL PHARMACOLOGY

Dexamethasone sodium phosphate injection has a rapid onset but short duration of action when compared with less soluble preparations. Because of this, it is suitable for the treatment of acute disorders responsive to adrenocortical steroid therapy.

Naturally occurring glucocorticoids (hydrocortisone and cortisone), which also have salt-retaining properties, are used as replacement therapy in adrenocortical deficiency states. Their synthetic analogs, including dexamethasone, are primarily used for their potent anti-inflammatory effects in disorders of many organ systems.

Glucocorticoids cause profound and varied metabolic effects. In addition, they modify the body's immune responses to diverse stimuli.

At equipotent anti-inflammatory doses, dexamethasone almost completely lacks the sodium-retaining property of hydrocortisone and closely related derivatives of hydrocortisone.

INDICATIONS AND USAGE

A. By intravenous or intramuscular injection when oral therapy is not feasible

1. Endocrine disorders:

Primary or secondary adrenocortical insufficiency (hydrocortisone or cortisone is the drug of choice; synthetic analogs may be used in conjunction with mineralocorticoids where applicable; in infancy, mineralocorticoid supplementation is of particular importance).

Acute adrenocortical insufficiency (hydrocortisone or cortisone is the drug of choice; mineralocorticoid supplementation may be necessary, particularly when synthetic analogs are used).

Preoperatively, and in the event of serious trauma or illness, in patients with known adrenal insufficiency or when adrenocortical reserve is doubtful.

Shock unresponsive to conventional therapy if adrenocortical insufficiency exists or is suspected.

Congenital adrenal hyperplasia.

Nonsuppurative thyroiditis.

Hypercalcemia associated with cancer.

2. Rheumatic Disorders:

As adjunctive therapy for short-term administration (to tide the patient over an acute episode or exacerbation) in:

Post-traumatic osteoarthritis.

Synovitis of osteoarthritis.

Rheumatoid arthritis, including juvenile rheumatoid arthritis (selected cases may require low-dose maintenance therapy).

Acute and subacute bursitis.

Epicondylitis.

Acute nonspecific tenosynovitis.

Acute gouty arthritis.

Psoriatic arthritis.

Ankylosing spondylitis.

3. Collagen Diseases:

During an exacerbation or as maintenance therapy in selected cases of:

Systemic lupus erythematosus.

Acute rheumatic carditis.

4. Dermatologic Diseases:

Pemphigus.

Severe erythema multiforme. (Stevens-Johnson Syndrome)

Exfoliative dermatitis.

Bullous dermatitis herpetiformis.

Severe seborrheic dermatitis.

Severe psoriasis.

Mycosis fungoides.

5. Allergic States:

Control of severe or incapacitating allergic conditions intractable to adequate trials of conventional treatment in:

Bronchial asthma.

Contact dermatitis.

Atopic dermatitis.

Serum sickness.

Seasonal or perennial allergic rhinitis.

Drug hypersensitivity reactions.

Urticarial transfusion reactions.

Acute noninfectious laryngeal edema (epinephrine is the drug of first choice).

6. Ophthalmic Diseases:

Severe acute and chronic allergic and inflammatory processes involving the eye, such as:

Herpes zoster ophthalmicus.
Iritis, iridocyclitis.
Chorioretinitis.
Diffuse posterior uveitis and choroiditis.
Optic neuritis.
Sympathetic ophthalmia.
Anterior segment inflammation.
Allergic conjunctivitis.
Keratitis.

Allergic corneal marginal ulcers.

7. Gastrointestinal Diseases:

To tide the patient over a critical period of the disease in:

Ulcerative colitis (systemic therapy).
Regional enteritis (systemic therapy).

8. Respiratory Diseases:

Symptomatic sarcoidosis.
Berylliosis.

Fulminating or disseminated pulmonary tuberculosis when used concurrently with appropriate antituberculous chemotherapy.

Loeffler's syndrome not manageable by other means.

Aspiration pneumonitis.

9. Hematologic Disorders:

Acquired (autoimmune) hemolytic anemia.

Idiopathic thrombocytopenic purpura in adults (IV only; IM administration is contraindicated).

Secondary thrombocytopenia in adults.

Erythroblastopenia (RBC anemia).

Congenital (erythroid) hypoplastic anemia.

10. Neoplastic Diseases:

For palliative management of:

Leukemias and lymphomas in adults.

Acute leukemia of childhood.

11. Edematous States:

To induce diuresis or remission of proteinuria in the nephrotic syndrome, without

uremia, of the idiopathic type or that due to lupus erythematosus.

12. Miscellaneous:

Tuberculosis meningitis with subarachnoid block or impending block when used concurrently with appropriate antituberculous chemotherapy.

Trichinosis with neurologic or myocardial involvement.

13. Diagnostic testing of adrenocortical hyperfunction.

14. Cerebral Edema associated with primary or metastatic brain tumor, craniotomy, or head injury. Use in cerebral edema is not a substitute for careful neurosurgical evaluation and definitive management such as neurosurgery or other specific therapy.

B. By intra-articular or soft tissue injection

As adjunctive therapy for short-term administration (to tide the patient over an acute episode or exacerbation) in:

Synovitis of osteoarthritis.

Rheumatoid arthritis.

Acute and subacute bursitis.

Acute gouty arthritis.

Epicondylitis.

Acute nonspecific tenosynovitis.

Post-traumatic osteoarthritis.

C. By intralesional injection

Keloids.

Localized hypertrophic, infiltrated, inflammatory lesions of: lichen planus, psoriatic plaques, granuloma annulare, and lichen simplex chronicus (neurodermatitis).

Discoid lupus erythematosus.

Necrobiosis lipoidica diabetorum.

Alopecia areata.

May also be useful in cystic tumors of an aponeurosis or tendon (ganglia).

CONTRAINDICATIONS

Systemic fungal infections. (See **WARNINGS** regarding amphotericin B)

WARNINGS

Serious Neurologic Adverse Reactions with Epidural Administration

Serious neurologic events, some resulting in death, have been reported with epidural

injection of corticosteroids. Specific events reported include, but are not limited to, spinal cord infarction, paraplegia, quadriplegia, cortical blindness, and stroke. These serious neurologic events have been reported with and without use of fluoroscopy. The safety and effectiveness of epidural administration of corticosteroids has not been established, and corticosteroids are not approved for this use.

In patients on corticosteroid therapy subject to any unusual stress, increased dosage of rapidly acting corticosteroids before, during and after the stressful situation is indicated.

Immunosuppression and Increased Risk of Infection

Corticosteroids, including dexamethasone sodium phosphate injection, (suppress the immune system and increase the risk of infection with any pathogen, including viral, bacterial, fungal, protozoan, or helminthic pathogens. Corticosteroids can:

- Reduce resistance to new infections
- Exacerbate existing infections
- Increase the risk of disseminated infections
- Increase the risk of reactivation or exacerbation of latent infections
- Mask some signs of infection

Corticosteroid-associated infections can be mild but can be severe and at times fatal. The rate of infectious complications increases with increasing corticosteroid dosages.

Monitor for the development of infection and consider dexamethasone sodium phosphate injection withdrawal or dosage reduction as needed.

Tuberculosis

If dexamethasone sodium phosphate injection is used to treat a condition in patients with latent tuberculosis or tuberculin reactivity, tuberculosis may occur. Closely monitor such patients for reactivation. During prolonged therapy, patients with latent tuberculosis or tuberculin reactivity should receive chemoprophylaxis.

Varicella Zoster and Measles Viral Infections

Varicella and measles can have a serious or even fatal course in non-immune patients taking corticosteroids, including dexamethasone sodium phosphate injection. In corticosteroid-treated patients who have not had these diseases or are nonimmune, particular care should be taken to avoid exposure to varicella and measles:

- If a dexamethasone sodium phosphate injection -treated patient is exposed to varicella, prophylaxis with varicella zoster immune globulin may be indicated. If varicella develops, treatment with antiviral agents may be considered.
- If a dexamethasone sodium phosphate injection - treated patient is exposed to measles, prophylaxis with immunoglobulin may be indicated.

Hepatitis B Virus Reactivation

Hepatitis B virus reactivation can occur in patients who are hepatitis B carriers treated with immunosuppressive dosages of corticosteroids, including dexamethasone sodium phosphate injection. Reactivation can also occur infrequently in corticosteroid-treated patients who appear to have resolved hepatitis B infection. Screen patients for hepatitis B infection before initiating immunosuppressive (e.g., prolonged) treatment with dexamethasone sodium phosphate injection. For patients who show evidence of

hepatitis B infection, recommend consultation with physicians with expertise in managing hepatitis B regarding monitoring and consideration for hepatitis B antiviral therapy.

Fungal Infections

Corticosteroids, including dexamethasone sodium phosphate injection, may exacerbate systemic fungal infections; therefore, avoid dexamethasone sodium phosphate injection use in the presence of such infections unless dexamethasone sodium phosphate injection is needed to control drug reactions. For patients on chronic dexamethasone sodium phosphate injection therapy who develop systemic fungal infections, dexamethasone sodium phosphate injection withdrawal or dosage reduction is recommended.

Amebiasis

Corticosteroids, including dexamethasone sodium phosphate injection, may activate latent amebiasis. Therefore, it is recommended that latent amebiasis or active amebiasis be ruled out before initiating dexamethasone sodium phosphate injection in patients who have spent time in the tropics or patients with unexplained diarrhea.

Strongyloides Infestation

Corticosteroids, including dexamethasone sodium phosphate injection, should be used with great care in patients with known or suspected *Strongyloides* (threadworm) infestation. In such patients, corticosteroid-induced immunosuppression may lead to *Strongyloides* hyperinfection and dissemination with widespread larval migration, often accompanied by severe enterocolitis and potentially fatal gram-negative septicemia.

Cerebral Malaria

Avoid corticosteroids, including dexamethasone sodium phosphate injection, in patients with cerebral malaria.

Kaposi's Sarcoma

Kaposi's sarcoma has been reported to occur in patients receiving corticosteroid therapy, most often for chronic conditions. Discontinuation of corticosteroids may result in clinical improvement of Kaposi's sarcoma.

Because rare instances of anaphylactoid reactions have occurred in patients receiving parenteral corticosteroid therapy, appropriate precautionary measures should be taken prior to administration, especially when the patient has a history of allergy to any drug. Anaphylactoid and hypersensitivity reactions have been reported for dexamethasone sodium phosphate injection. (See **ADVERSE REACTIONS**).

Corticosteroids may exacerbate systemic fungal infections and, therefore, should not be used in the presence of such infections unless they are needed to control drug reactions due to amphotericin B. Moreover, there have been cases reported in which concomitant use of amphotericin B and hydrocortisone was followed by cardiac enlargement and congestive failure.

In patients on corticosteroid therapy subjected to any unusual stress, increased dosage of rapidly acting corticosteroids before, during, and after the stressful situation is indicated.

Drug-induced secondary adrenocortical insufficiency may result from too rapid

withdrawal of corticosteroids and may be minimized by gradual reduction of dosage. This type of relative insufficiency may persist for months after discontinuation of therapy; therefore, in any situation of stress occurring during that period, hormone therapy should be reinstated. If the patient is receiving steroids already, dosage may have to be increased. Since mineralocorticoid secretion may be impaired, salt and/or a mineralocorticoid should be administered concurrently.

Moreover, corticosteroids may affect the nitroblue-tetrazolium test for bacterial infection and produce false negative results.

In cerebral malaria, a double-blind trial has shown that the use of corticosteroids is associated with prolongation of coma and a higher incidence of pneumonia and gastrointestinal bleeding.

Prolonged use of corticosteroids may produce posterior subcapsular cataracts, glaucoma with possible damage to the optic nerves, and may enhance the establishment of secondary ocular infections due to fungi or viruses.

Average and large doses of cortisone or hydrocortisone can cause elevation of blood pressure, salt and water retention, and increased excretion of potassium. These effects are less likely to occur with the synthetic derivatives except when used in large doses. Dietary salt restriction and potassium supplementation may be necessary. All corticosteroids increase calcium excretion.

Administration of live virus vaccines, including smallpox, is contraindicated in individuals receiving immunosuppressive doses of corticosteroids. If inactivated viral or bacterial vaccines are administered to individuals receiving immunosuppressive doses of corticosteroids, the expected serum antibody response may not be obtained. However, immunization procedures may be undertaken in patients who are receiving corticosteroids as replacement therapy, e.g., for Addison's disease.

Literature reports suggest an apparent association between use of corticosteroids and left ventricular free wall rupture after a recent myocardial infarction; therefore, therapy with corticosteroids should be used with great caution in these patients.

Usage in Pregnancy

Since adequate human reproduction studies have not been done with corticosteroids, use of these drugs in pregnancy or in women of childbearing potential requires that the anticipated benefits be weighed against the possible hazards to the mother and embryo or fetus. Infants born of mothers who have received substantial doses of corticosteroids during pregnancy should be carefully observed for signs of hypoadrenalism.

Corticosteroids appear in breast milk and could suppress growth, interfere with endogenous corticosteroid production, or cause other unwanted effects. Mothers taking pharmacologic doses of corticosteroids should be advised not to nurse.

PRECAUTIONS

This product, like many other steroid formulations, is sensitive to heat. Therefore, it should not be autoclaved when it is desirable to sterilize the exterior of the vial.

Following prolonged therapy, withdrawal of corticosteroids may result in symptoms of

the corticosteroid withdrawal syndrome including fever, myalgia, arthralgia, and malaise. This may occur in patients even without evidence of adrenal insufficiency.

There is an enhanced effect of corticosteroids in patients with hypothyroidism and in those with cirrhosis.

Corticosteroids should be used cautiously in patients with ocular herpes simplex for fear of corneal perforation.

The lowest possible dose of corticosteroid should be used to control the condition under treatment, and when reduction in dosage is possible, the reduction must be gradual.

Psychic derangements may appear when corticosteroids are used, ranging from euphoria, insomnia, mood swings, personality changes, and severe depression to frank psychotic manifestations. Also, existing emotional instability or psychotic tendencies may be aggravated by corticosteroids.

Aspirin should be used with caution in conjunction with corticosteroids in hypoprothrombinemia.

Steroids should be used with caution in nonspecific ulcerative colitis, if there is a probability of impending perforation, abscess, or other pyogenic infection, also in diverticulitis, fresh intestinal anastomoses, active or latent peptic ulcer, renal insufficiency, hypertension, osteoporosis, and myasthenia gravis. Signs of peritoneal irritation following gastrointestinal perforation in patients receiving large doses of corticosteroids may be minimal or absent. Fat embolism has been reported as a possible complication of hypercortisonism.

When large doses are given, some authorities advise that antacids be administered between meals to help prevent peptic ulcer.

Growth and development of infants and children on prolonged corticosteroid therapy should be carefully followed.

Steroids may increase or decrease motility and number of spermatozoa in some patients.

Phenytoin, phenobarbital, ephedrine, and rifampin may enhance the metabolic clearance of corticosteroids, resulting in decreased blood levels and lessened physiologic activity, thus requiring adjustment in corticosteroid dosage. These interactions may interfere with dexamethasone suppression tests which should be interpreted with caution during administration of these drugs.

False negative results in the dexamethasone suppression test (DST) in patients being treated with indomethacin have been reported. Thus, results of the DST should be interpreted with caution in these patients.

The prothrombin time should be checked frequently in patients who are receiving corticosteroids and coumarin anticoagulants at the same time because of reports that corticosteroids have altered the response to these anticoagulants. Studies have shown that the usual effect produced by adding corticosteroids is inhibition of response to coumarins, although there have been some conflicting reports of potentiation not substantiated by studies.

When corticosteroids are administered concomitantly with potassium depleting diuretics, patients should be observed closely for development of hypokalemia.

Intra-articular injection of a corticosteroid may produce systemic as well as local effects.

Appropriate examination of any joint fluid present is necessary to exclude a septic process.

A marked increase in pain accompanied by local swelling, further restriction of joint motion, fever, and malaise is suggestive of septic arthritis. If this complication occurs and the diagnosis of sepsis is confirmed, appropriate antimicrobial therapy should be instituted.

Injection of a steroid into an infected site is to be avoided.

Corticosteroids should not be injected into unstable joints.

Patients should be impressed strongly with the importance of not overusing joints in which symptomatic benefit has been obtained as long as the inflammatory process remains active.

Frequent intra-articular injection may result in damage to joint tissues.

The slower rate of absorption by intramuscular administration should be recognized.

Information for Patients

Susceptible patients who are on immunosuppressant doses of corticosteroids should be warned to avoid exposure to chickenpox or measles. Patients should also be advised that if they are exposed, medical advice should be sought without delay.

ADVERSE REACTIONS

Fluid and electrolyte disturbances

Sodium retention

Fluid retention

Congestive heart failure in susceptible patients

Potassium loss

Hypokalemic alkalosis

Hypertension

Musculoskeletal

Muscle weakness

Steroid myopathy

Loss of muscle mass

Osteoporosis

Vertebral compression fractures

Aseptic necrosis of femoral and humeral heads

Tendon rupture

Pathologic fracture of long bones

Gastrointestinal

Peptic ulcer with possible subsequent perforation and hemorrhage

Perforation of the small and large bowel; particularly in patients with inflammatory bowel disease

Pancreatitis

Abdominal distention

Ulcerative esophagitis

Dermatologic

Impaired wound healing

Thin fragile skin

Petechiae and ecchymoses

Erythema

Increased sweating

May suppress reactions to skin tests

Burning or tingling especially in the perineal area (after IV injection) other cutaneous reactions, such as allergic dermatitis, urticaria, angioneurotic edema

Neurologic

Convulsions

Increased intracranial pressure with papilledema (pseudotumor cerebri) usually after treatment

Vertigo

Headache

Psychic disturbances

Endocrine

Menstrual irregularities

Development of cushingoid state

Suppression of growth in children

Secondary adrenocortical and pituitary unresponsiveness, particularly in times of stress, as in trauma, surgery, or illness

Decreased carbohydrate tolerance

Manifestations of latent diabetes mellitus

Increased requirements for insulin or oral hypoglycemic agents in diabetics

Hirsutism

Ophthalmic

Posterior subcapsular cataracts

Increased intraocular pressure

Glaucoma

Exophthalmos

Metabolic

Negative nitrogen balance due to protein catabolism

Cardiovascular

Myocardial rupture following recent myocardial infarction. (See **WARNINGS**).

Other

Anaphylactoid or hypersensitivity reactions

Thromboembolism

Weight gain

Increased appetite

Nausea

Malaise

Hiccups

The following additional adverse reactions are related to parenteral corticosteroid therapy:

Rare instances of blindness associated with intralesional therapy around the face and head

Hyperpigmentation or hypopigmentation

Subcutaneous and cutaneous atrophy

Sterile abscess

Post-injection flare (following intra-articular use)

Charcot-like arthropathy

OVERDOSAGE

Reports of acute toxicity and/or death following overdosage of glucocorticoids are rare. In the event of overdosage, no specific antidote is available; treatment is supportive and symptomatic.

The oral LD50 of dexamethasone in female mice was 6.5 g/kg. The intravenous LD50 of dexamethasone sodium phosphate in female mice was 794 mg/kg.

DOSAGE AND ADMINISTRATION

Dexamethasone sodium phosphate injection, USP 4 mg/mL is for intravenous, intramuscular, intra-articular, intralesional and soft tissue injection.

Dexamethasone sodium phosphate injection, USP 10 mg/mL is for intravenous or intramuscular use only.

Dexamethasone sodium phosphate injection, USP can be given directly from the vial, or it can be added to sodium chloride injection or dextrose injection and administered by intravenous drip.

Solutions used for intravenous administration or further dilution of this product should be preservative-free when used in the neonate, especially the premature infant.

When it is mixed with an infusion solution, sterile precautions should be observed. Since infusion solutions generally do not contain preservatives, mixtures should be used within 24 hours.

DOSAGE REQUIREMENTS ARE VARIABLE AND MUST BE INDIVIDUALIZED ON THE BASIS OF THE DISEASE AND THE RESPONSE OF THE PATIENT.

A. Intravenous and Intramuscular Injection

The initial dosage of dexamethasone sodium phosphate injection varies from 0.5 to 9 mg a day depending on the disease being treated. In less severe diseases doses lower than 0.5 mg may suffice, while in severe diseases doses higher than 9 mg may be required.

The initial dosage should be maintained or adjusted until the patient's response is satisfactory. If a satisfactory clinical response does not occur after a reasonable period of time, discontinue dexamethasone sodium phosphate injection and transfer the patient to other therapy.

After a favorable initial response, the proper maintenance dosage should be determined by decreasing the initial dosage in small amounts to the lowest dosage that maintains an adequate clinical response.

Patients should be observed closely for signs that might require dosage adjustment, including changes in clinical status resulting from remissions or exacerbations of the disease, individual drug responsiveness, and the effect of stress (e.g., surgery, infection, trauma). During stress it may be necessary to increase dosage temporarily.

If the drug is to be stopped after more than a few days of treatment, it usually should be withdrawn gradually.

When the intravenous route of administration is used, dosage usually should be the same as the oral dosage. In certain overwhelming, acute, life-threatening situations, however, administration in dosages exceeding the usual dosages may be justified and may be in multiples of the oral dosages. The slower rate of absorption by intramuscular administration should be recognized.

Shock

There is a tendency in current medical practice to use high (pharmacologic) doses of

corticosteroids for the treatment of unresponsive shock. The following dosages of dexamethasone sodium phosphate injection have been suggested by various authors:

Author*	Dosage
Cavanagh ¹	3 mg/kg of body weight per 24 hours by constant intravenous infusion after an initial
Dietzman ²	intravenous injection of 20 mg
Frank ³	2 to 6 mg/kg of body weight as a single intravenous injection
Oaks ⁴	40 mg initially followed by repeat intravenous injection every 4 to 6 hours while shock persists
Schumer ⁵	1 mg/kg of body weight as a single intravenous injection

Administration of high dose corticosteroid therapy should be continued only until the patient's condition has stabilized and usually not longer than 48 to 72 hours.

Although adverse reactions associated with high dose, short term corticosteroid therapy are uncommon, peptic ulceration may occur.

Cerebral Edema

Dexamethasone sodium phosphate injection is generally administered initially in a dosage of 10 mg intravenously followed by four mg every six hours intramuscularly until the symptoms of cerebral edema subside. Response is usually noted within 12 to 24 hours and dosage may be reduced after two to four days and gradually discontinued over a period of five to seven days. For palliative management of patients with recurrent or inoperable brain tumors, maintenance therapy with two mg two or three times a day may be effective.

Acute Allergic Disorders

In acute, self-limited allergic disorders or acute exacerbations of chronic allergic disorders, the following dosage schedule combining parenteral and oral therapy is suggested:

Dexamethasone sodium phosphate injection, USP 4 mg/mL; first day, 1 or 2 mL (4 or 8 mg), intramuscularly.

Dexamethasone sodium phosphate tablets, 0.75 mg; second and third days, 4 tablets in two divided doses each day; fourth day, 2 tablets in two divided doses; fifth and sixth days, 1 tablet each day; seventh day, no treatment; eighth day, follow-up visit.

This schedule is designed to ensure adequate therapy during acute episodes, while minimizing the risk of overdosage in chronic cases.

B. Intra-Articular, Intralesional and Soft Tissue Injection

Intra-articular, intralesional and soft tissue injections are generally employed when affected joints or areas are limited to one or two sites. Dosage and frequency of injection varies depending on the condition and the site of injection. The usual dose is from 0.2 to 6 mg. The frequency usually ranges from once every three to five days to once every two to three weeks. Frequent intra-articular injection may result in damage to joint tissues.

Some of the usual single doses are:

Site of Injection	Amount of Dexamethasone Phosphate (mg)
Large joints (e.g., Knee)	2 to 4
Small joints (e.g., Interphalangeal, Temporomandibular)	0.8 to 1
Bursae	2 to 3
Tendon sheaths	0.4 to 1
Soft tissue infiltration	2 to 6
Ganglia	1 to 2

Parenteral drug products should be inspected visually for particulate matter and discoloration prior to administration, whenever the solution and container permit.

Dexamethasone sodium phosphate injection, USP is particularly recommended for use in conjunction with one of the less soluble, longer-acting steroids for intra-articular and soft tissue injection.

HOW SUPPLIED

Dexamethasone sodium phosphate injection, USP 4 mg/mL is for-intravenous, intramuscular, intra-articular, intralesional and soft tissue administration available as follows:

NDC Number	Fill volume	Pack size
67457-423-12	1 mL Single-Dose Vial	25's
67457-422-54	5 mL Multi-Dose Vial	25's
67457-421-30	30 mL Multi-Dose Vial	25's

Dexamethasone sodium phosphate injection, USP 10 mg/mL is for intravenous and intramuscular injection only available as follows:

NDC Number	Fill volume	Pack size
67457-420-10	10 mL Multi-Dose Vial	10's

Store at 20° to 25°C (68° to 77°F). [See USP Controlled Room Temperature.]

Protect from light.

Sensitive to heat. Do not autoclave. Protect from freezing.

Manufactured for:
Mylan Institutional LLC

Morgantown, WV 26505 U.S.A.

Manufactured by:
Mylan Laboratories Limited
Bangalore, India

MARCH 2024

References

- Cavanagh, D.; Singh, K. B.: Endotoxin shock in pregnancy and abortion, in: "Corticosteroids in the Treatment of Shock," Schumer, W.; Nyhus, L. M., Editors, Urbana, University of Illinois Press, 1970, pp. 86-96.
- Dietzman, R. H.; Ersek, R. A.; Bloch, J. M.; Lilleher, R. C.: High-output, low-resistance gram-negative septic shock in man, *Angiology* 20: 691-700, Dec. 1969.
- Frank, E.: Clinical observations in shock and management (in: Shields, T. F., ed.: Symposium on current concepts and management of shocks), *J. Maine Med. Ass.* 59: 195 - 200, Oct. 1968.
- Oaks, W. W.; Cohen, H. E.: Endotoxin shock in the geriatric patient, *Geriat.* 22: 120-130, Mar. 1967.
- Schumer, W.; Nyhus, L. M.: Corticosteroid effect on biochemical parameters of human oligemic shock, *Arch. Surg.* 100: 405-408, Apr. 1970.

PRINCIPAL DISPLAY PANEL - NDC 67457-420-10

NDC 67457-420-10

**Dexamethasone
Sodium Phosphate
Injection, USP**

100 mg/10 mL (10 mg/mL*)

Sterile

For IM or IV use only

Rx only

10 x 10 mL Multi-Dose Vials

***Each mL contains:**

Active: Dexamethasone Sodium Phosphate 11 mg
(eq. to Dexamethasone Phosphate 10 mg)

Preservatives: Methylparaben 1.5 mg;
Propylparaben 0.2 mg

Inactives: Edetate Disodium 0.11 mg; Sodium Citrate 10 mg; Citric Acid and/or Sodium Hydroxide to adjust pH (7.0 to 8.5); and Water for Injection q.s. to 1 mL.

Usual Dosage: See package insert.

**Storage: Store at 20° to 25°C (68° to 77°F).
[See USP Controlled Room Temperature.]**

Protect from light. Sensitive to heat.

Do not autoclave. Protect from freezing.

Manufactured for:

Mylan Institutional LLC
Morgantown, WV 26505 U.S.A.

Made in India

Code No.: TN/DRUGS/TN00003234

Mylan.com



PRINCIPAL DISPLAY PANEL - NDC 67457-421-30

NDC 67457-421-30

**Dexamethasone
Sodium Phosphate
Injection, USP**

120 mg/30 mL (4 mg/mL*)

Sterile

**For IV, IM, Intra-articular, Soft tissue
or Intralesional use**

Rx only

25 x 30 mL Multi-Dose Vials

***Each mL contains:**

Active: Dexamethasone Sodium Phosphate 4.4 mg
(eq. to Dexamethasone Phosphate 4 mg)

Preservatives: Methylparaben 1.5 mg; Propylparaben 0.2 mg

Inactives: Edetate Disodium 0.11 mg; Sodium Citrate 10 mg; Citric Acid and/or Sodium Hydroxide to adjust pH (7.0 to 8.5); and Water for Injection q.s. to 1 mL.

Usual Dosage: See package insert.

**Storage: Store at 20° to 25°C (68° to 77°F).
[See USP Controlled Room Temperature.]**

Protect from light. Sensitive to heat.

Do not autoclave. Protect from freezing.

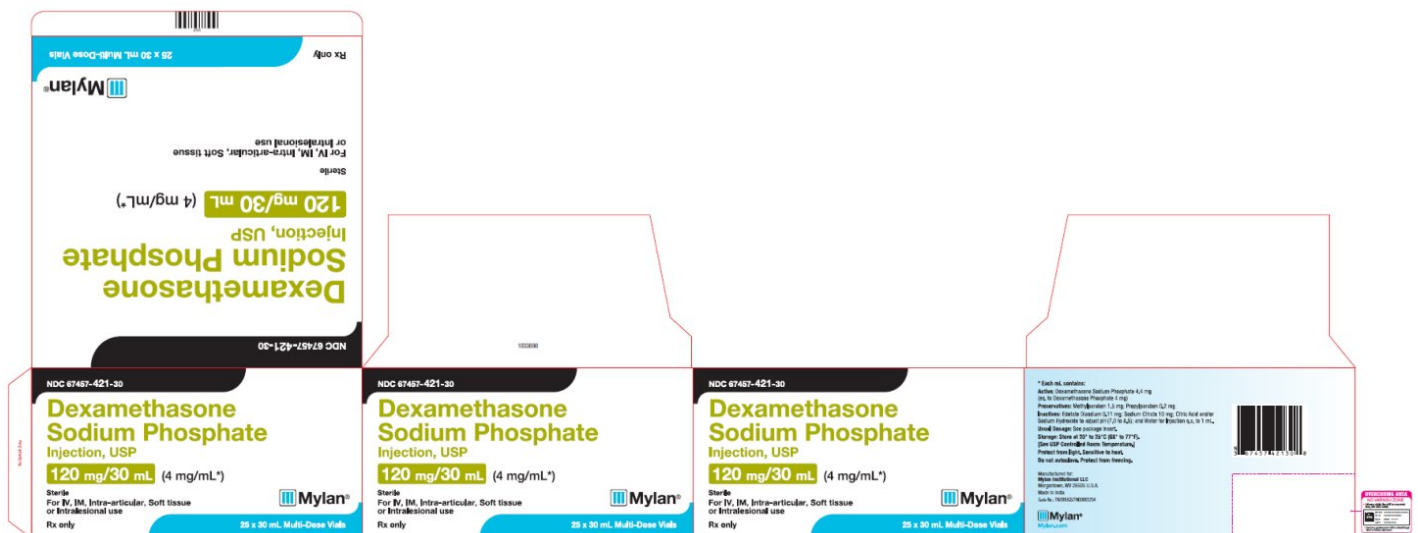
Manufactured for:

Mylan Institutional LLC
Morgantown, WV 26505 U.S.A.

Made in India

Code No.: TN/DRUGS/TN00003234

Mylan.com



PRINCIPAL DISPLAY PANEL - NDC 67457-422-54

NDC 67457-422-54

**Dexamethasone
Sodium Phosphate
Injection, USP**

20 mg/5 mL (4 mg/mL*)

Sterile

**For IV, IM, Intra-articular, Soft tissue
or Intralesional use**

Rx only

25 x 5 mL Multi-Dose Vials

*Each mL contains:

Active: Dexamethasone Sodium Phosphate 4.4 mg
(eq. to Dexamethasone Phosphate 4 mg)

Preservatives: Methylparaben 1.5 mg; Propylparaben 0.2 mg

Inactives: Edetate Disodium 0.11 mg; Sodium Citrate 10 mg; Citric Acid and/or Sodium Hydroxide to adjust pH (7.0 to 8.5); and Water for Injection q.s. to 1 mL.

Usual Dosage: See package insert.

Storage: Store at 20° to 25°C (68° to 77°F).
[See USP Controlled Room Temperature.]

Protect from light. Sensitive to heat.

Do not autoclave. Protect from freezing.


Manufactured for:

Mylan Institutional LLC
Morgantown, WV 26505 U.S.A.

Made in India

Code No.: TN/DRUGS/TN00003234

Mylan.com



Package/Label Display Panel - NDC 67457-423-12

NDC 67457-423-12

**Dexamethasone
Sodium Phosphate
Injection, USP**

4 mg/mL*

Sterile

**For IV, IM, Intra-articular
Soft tissue or Intralesional use**

Rx only

25 x 1 mL Single-Dose Vials

***Each mL contains:**

Active: Dexamethasone Sodium Phosphate 4.4 mg
(eq. to Dexamethasone Phosphate 4 mg)

Preservatives: Methylparaben 1.5 mg; Propylparaben 0.2 mg

Inactives: Edetate Disodium 0.11 mg; Sodium Citrate 10 mg;
Citric Acid and/or Sodium Hydroxide to adjust pH (7.0 to 8.5);
and Water for Injection q.s. to 1 mL.

Usual Dosage: See package insert.

**Storage: Store at 20° to 25°C (68° to 77°F).
[See USP Controlled Room Temperature.]**

Protect from light. Sensitive to heat.

Do not autoclave. Protect from freezing.


Manufactured for:

Mylan Institutional LLC
Morgantown, WV 26505 U.S.A.

Made in India

Code No.: TN/DRUGS/TN00003234

Mylan.com



DEXAMETHASONE SODIUM PHOSPHATE

dexamethasone sodium phosphate injection, solution

Product Information

Product Type	HUMAN PRESCRIPTION DRUG	Item Code (Source)	NDC:67457-423
Route of Administration	INTRA-ARTICULAR, INTRALESIONAL, INTRAMUSCULAR, INTRAVENOUS, SOFT TISSUE		

Active Ingredient/Active Moiety

Ingredient Name	Basis of Strength	Strength
DEXAMETHASONE SODIUM PHOSPHATE (UNII: AI9376Y64P) (DEXAMETHASONE - UNII:7S5I7G3JQL)	DEXAMETHASONE PHOSPHATE	4 mg in 1 mL

Inactive Ingredients

Ingredient Name	Strength
METHYLPARABEN (UNII: A2I8C7HI9T)	1.5 mg in 1 mL
PROPYLPARABEN (UNII: Z8IX2SC1OH)	0.2 mg in 1 mL
EDETATE DISODIUM (UNII: 7FLD91C86K)	0.11 mg in 1 mL
ANHYDROUS TRISODIUM CITRATE (UNII: RS7A450LGA)	10 mg in 1 mL
CITRIC ACID MONOHYDRATE (UNII: 2968PHW8QP)	
SODIUM HYDROXIDE (UNII: 55X04QC32I)	
WATER (UNII: 059QF0KO0R)	

Packaging

#	Item Code	Package Description	Marketing Start Date	Marketing End Date
1	NDC:67457-423-12	25 in 1 CARTON	05/11/2011	
1	NDC:67457-423-00	1 mL in 1 VIAL; Type 0: Not a Combination Product		

Marketing Information

Marketing Category	Application Number or Monograph Citation	Marketing Start Date	Marketing End Date
ANDA	ANDA040803	05/11/2011	

DEXAMETHASONE SODIUM PHOSPHATE

dexamethasone sodium phosphate injection, solution

Product Information

Product Type	HUMAN PRESCRIPTION DRUG	Item Code (Source)	NDC:67457-422
---------------------	-------------------------	---------------------------	---------------

Route of Administration	INTRA-ARTICULAR, INTRALESIONAL, INTRAMUSCULAR, INTRAVENOUS, SOFT TISSUE			
Active Ingredient/Active Moiety				
Ingredient Name		Basis of Strength	Strength	
DEXAMETHASONE SODIUM PHOSPHATE (UNII: AI9376Y64P) (DEXAMETHASONE - UNII:7S5I7G3JQL)		DEXAMETHASONE PHOSPHATE	4 mg in 1 mL	
Inactive Ingredients				
Ingredient Name			Strength	
METHYLPARABEN (UNII: A2I8C7HI9T)			1.5 mg in 1 mL	
PROPYLPARABEN (UNII: Z8IX2SC1OH)			0.2 mg in 1 mL	
EDETATE DISODIUM (UNII: 7FLD91C86K)			0.11 mg in 1 mL	
ANHYDROUS TRISODIUM CITRATE (UNII: RS7A450LGA)			10 mg in 1 mL	
CITRIC ACID MONOHYDRATE (UNII: 2968PHW8QP)				
SODIUM HYDROXIDE (UNII: 55X04QC32I)				
WATER (UNII: 059QF0KO0R)				
Packaging				
#	Item Code	Package Description	Marketing Start Date	Marketing End Date
1	NDC:67457-422-54	25 in 1 CARTON	05/11/2011	
1	NDC:67457-422-00	5 mL in 1 VIAL; Type 0: Not a Combination Product		
Marketing Information				
Marketing Category	Application Number or Monograph Citation	Marketing Start Date	Marketing End Date	
ANDA	ANDA040803	05/11/2011		

DEXAMETHASONE SODIUM PHOSPHATE			
dexamethasone sodium phosphate injection, solution			
Product Information			
Product Type	HUMAN PRESCRIPTION DRUG	Item Code (Source)	NDC:67457-421
Route of Administration	INTRA-ARTICULAR, INTRALESIONAL, INTRAMUSCULAR, INTRAVENOUS, SOFT TISSUE		
Active Ingredient/Active Moiety			
Ingredient Name		Basis of Strength	Strength

DEXAMETHASONE SODIUM PHOSPHATE (UNII: AI9376Y64P) (DEXAMETHASONE - UNII:7S5I7G3JQL)	DEXAMETHASONE PHOSPHATE	4 mg in 1 mL
--	-------------------------	-----------------

Inactive Ingredients	
Ingredient Name	Strength
METHYLPARABEN (UNII: A2I8C7HI9T)	1.5 mg in 1 mL
PROPYLPARABEN (UNII: Z8IX2SC1OH)	0.2 mg in 1 mL
EDETATE DISODIUM (UNII: 7FLD91C86K)	0.11 mg in 1 mL
ANHYDROUS TRISODIUM CITRATE (UNII: RS7A450LGA)	10 mg in 1 mL
CITRIC ACID MONOHYDRATE (UNII: 2968PHW8QP)	
SODIUM HYDROXIDE (UNII: 55X04QC32I)	
WATER (UNII: 059QF0KO0R)	

Packaging				
#	Item Code	Package Description	Marketing Start Date	Marketing End Date
1	NDC:67457-421-30	25 in 1 CARTON	05/11/2011	
1	NDC:67457-421-00	30 mL in 1 VIAL; Type 0: Not a Combination Product		

Marketing Information			
Marketing Category	Application Number or Monograph Citation	Marketing Start Date	Marketing End Date
ANDA	ANDA040803	05/11/2011	

DEXAMETHASONE SODIUM PHOSPHATE

dexamethasone sodium phosphate injection, solution

Product Information			
Product Type	HUMAN PRESCRIPTION DRUG	Item Code (Source)	NDC:67457-420
Route of Administration	INTRAMUSCULAR, INTRAVENOUS		

Active Ingredient/Active Moiety		
Ingredient Name	Basis of Strength	Strength
DEXAMETHASONE SODIUM PHOSPHATE (UNII: AI9376Y64P) (DEXAMETHASONE - UNII:7S5I7G3JQL)	DEXAMETHASONE PHOSPHATE	10 mg in 1 mL

Inactive Ingredients	
Ingredient Name	Strength
METHYLPARABEN (UNII: A2I8C7HI9T)	1.5 mg in 1 mL
PROPYLPARABEN (UNII: Z8IX2SC1OH)	0.2 mg in 1 mL

EDETATE DISODIUM (UNII: 7FLD91C86K)	0.11 mg in 1 mL
ANHYDROUS TRISODIUM CITRATE (UNII: RS7A450LGA)	10 mg in 1 mL
CITRIC ACID MONOHYDRATE (UNII: 2968PHW8QP)	
SODIUM HYDROXIDE (UNII: 55X04QC32I)	
WATER (UNII: 059QF0KO0R)	

Packaging

#	Item Code	Package Description	Marketing Start Date	Marketing End Date
1	NDC:67457-420-10	10 in 1 CARTON	05/11/2011	
1	NDC:67457-420-00	10 mL in 1 VIAL; Type 0: Not a Combination Product		

Marketing Information

Marketing Category	Application Number or Monograph Citation	Marketing Start Date	Marketing End Date
ANDA	ANDA040802	05/11/2011	

Labeler - Mylan Institutional LLC (790384502)

Revised: 3/2024

Mylan Institutional LLC