

ISOPROTERENOL HYDROCHLORIDE- isoproterenol hydrochloride injection, solution

Nexus Pharmaceuticals Inc

HIGHLIGHTS OF PRESCRIBING INFORMATION

These highlights do not include all the information needed to use Isoproterenol hydrochloride safely and effectively. See full prescribing information for Isoproterenol hydrochloride.

Isoproterenol hydrochloride injection, for intravenous use
Initial U.S. Approval: 1956

INDICATIONS AND USAGE

Isoproterenol hydrochloride is a beta-adrenergic agonist indicated:

- To improve hemodynamic status in patients in distributive shock and shock due to reduced cardiac output (1)
- For treatment of bronchospasm occurring during anesthesia (1)

DOSAGE AND ADMINISTRATION

- Initiate Isoproterenol hydrochloride at the lowest recommended dose and increase gradually based on patient response (2.2)
Recommended initial dosage:
- Shock: 0.5 mcg to 5 mcg per minute as an intravenous infusion (2.2)
- Bronchospasm: 10 mcg to 20 mcg intravenous injection (2.2)

DOSAGE FORMS AND STRENGTHS

Injection: 0.2 mg/mL and 1 mg/5 mL (0.2mg/mL) **single** dose vial (3)

CONTRAINDICATIONS

Isoproterenol hydrochloride is contraindicated in patients with:

- Tachycardia (4)
- Ventricular arrhythmias (4)
- Angina pectoris (4)

WARNINGS AND PRECAUTIONS

- Cardiac arrhythmias and ischemia may be induced by Isoproterenol hydrochloride (5.1)
- Sulfite: Isoproterenol hydrochloride contains metabisulfite, which may cause allergic reaction (5.2)

ADVERSE REACTIONS

Common adverse reactions with isoproterenol include tachycardia and palpitations (6)

To report SUSPECTED ADVERSE REACTIONS, contact Lambda Therapeutics Limited at 1-855-642-2594 or email: safety.nexuspharma@lambda-cro.com or FDA at 1-800-FDA-1088 or www.fda.gov/medwatch.

DRUG INTERACTIONS

- Do not administer Isoproterenol hydrochloride and epinephrine simultaneously due to combined effects may induce serious arrhythmias (7)
- Concomitant use of tricyclic antidepressants, monoamine oxidase inhibitors, levothyroxine sodium and certain antihistamines; hemodynamic parameters may potentiate a clinical response of isoproterenol (7)
- Beta-adrenergic blocking drugs may reduce cardiostimulating and bronchodilating effects of isoproterenol (7)

Revised: 3/2023

- 1. INDICATIONS AND USAGE**
- 2. DOSAGE AND ADMINISTRATION**
 - 2.1 General Considerations
 - 2.2 Recommended Dosage
- 3. DOSAGE FORMS AND STRENGTHS**
- 4. CONTRAINDICATIONS**
- 5. WARNINGS AND PRECAUTIONS**
 - 5.1 Cardiac Arrhythmias and Ischemia
 - 5.2 Allergic Reactions associated with Sulfite
- 6. ADVERSE REACTIONS**
- 7. DRUG INTERACTIONS**
- 8. USE IN SPECIFIC POPULATIONS**
 - 8.1 Pregnancy
 - 8.2 Lactation
 - 8.4 Pediatric Use
 - 8.5 Geriatric Use

10. OVERDOSAGE

11. DESCRIPTION

12. CLINICAL PHARMACOLOGY

- 12.1 Mechanism of Action
- 12.2 Pharmacodynamics
- 12.3 Pharmacokinetics

13. NONCLINICAL TOXICOLOGY

- 13.1 Carcinogenesis, Mutagenesis, Impairment of Fertility

16. HOW SUPPLIED/STORAGE AND HANDLING

* Sections or subsections omitted from the full prescribing information are not listed.

FULL PRESCRIBING INFORMATION

1. INDICATIONS AND USAGE

Isoproterenol hydrochloride is indicated:

- To improve hemodynamic status in patients in distributive shock and shock due to reduced cardiac output
- For bronchospasm occurring during anesthesia

2. DOSAGE AND ADMINISTRATION

2.1 General Considerations

Inspect visually for particulate matter and discoloration prior to administration, whenever solution and container permit. Do not use if the injection is pinkish or darker than slightly yellow or contains a precipitate. Discard any unused portion.

Diluted solution should be used immediately. Unused material should be discarded.

2.2 Recommended Dosage

Dosage should generally be started at the lowest recommended dose and increased gradually based on patient response.

Recommended dosage for adults with shock and hypoperfusion states:

Route of Administration	Preparation of Dilution†	Infusion Rate††
Intravenous infusion	Dilute 5 mL (1 mg) in 500 mL of 5% Dextrose Injection, USP	0.5 mcg to 5 mcg per minute (0.25 mL to 2.5 mL of diluted solution)

†Concentrations up to 10 times greater have been used when limitation of volume is essential.

††Rates over 30 mcg per minute have been used in advanced stages of shock. Adjust the rate of infusion based on heart rate, central venous pressure, systemic blood pressure, and urine flow. If the heart rate exceeds 110 beats per minute, consider decreasing or temporarily discontinuing the infusion.

Recommended dosage for adults with shock and hypoperfusion states:

Route of Administration	Preparation of Dilution	Initial Dose	Subsequent Dose
Bolus Intravenous injection	Dilute 1 mL (0.2 mg) to 10 mL with Sodium Chloride Injection, USP, or 5% Dextrose Injection, USP	10 mcg to 20 mcg per minute (0.5 mL to 1 mL of diluted solution)	The initial dose may be repeated when necessary

There are no well-controlled studies in children to establish appropriate dosing; however, the American Heart Association recommends an initial infusion rate of 0.1 mcg/kg/min, with the usual range being mcg/kg/min to 1 mcg/kg/min.

3. DOSAGE FORMS AND STRENGTHS

Injection solution: single dose, clear glass vials containing isoproterenol in a clear, colorless solution;

- 1 mL containing 0.2 mg/1 mL (0.2 mg/mL)
- 5 mL containing 1 mg/5 mL (0.2 mg/mL)

4. CONTRAINDICATIONS

Isoproterenol hydrochloride is contraindicated in patients with:

- tachycardia
- ventricular arrhythmias
- angina pectoris

5. WARNINGS AND PRECAUTIONS

5.1 Cardiac Arrhythmias and Ischemia

Isoproterenol may induce cardiac arrhythmias and myocardial ischemia in patients, especially patients with coronary artery disease, or cardiomyopathy.

5.2 Allergic Reactions associated with Sulfite

Isoproterenol hydrochloride contains sodium metabisulfite, which may cause mild to severe allergic reactions including anaphylaxis or asthmatic episodes, particularly in patients with a history of allergies. However, the presence of metabisulfite in this product should not preclude its use for treatment in emergency situations, even if the patient is sulfite-sensitive, as the alternatives to using isoproterenol in a life-threatening situation may not be satisfactory.

6. ADVERSE REACTIONS

The following adverse reactions have been associated with use of isoproterenol. Because these reactions are reported voluntarily from a population of uncertain size, it is not always possible to estimate their frequency reliably or to establish a causal relationship to drug exposure.

Nervous system disorders: Nervousness, headache, dizziness, visual blurring

Cardiovascular: Tachycardia, tachyarrhythmias, palpitations, angina, ventricular arrhythmias, Adams-Stokes attacks, pulmonary edema

Respiratory: Dyspnea

Other: Flushing of the skin, sweating, mild tremors, pallor, nausea

7. DRUG INTERACTIONS

Table 1. Clinically Relevant Interactions with Isoproterenol

<i>Epinephrine</i>	
Clinical Impact	Both drugs are direct cardiac stimulants, and their combined effects may induce serious arrhythmias upon simultaneous administration.
Intervention	Isoproterenol hydrochloride injection and epinephrine should not be administered simultaneously.
<i>Drugs that may potentiate clinical response of Isoproterenol</i>	
Clinical Impact	The effects of isoproterenol may be potentiated by tricyclic antidepressants, monoamine oxidase inhibitors, levothyroxine sodium, and certain antihistamines, notably chlorpheniramine, triproleamine, and diphenhydramine.
Intervention	Monitor hemodynamic parameters in patients who concurrently are taking tricyclic antidepressants, monoamine oxidase inhibitors, levothyroxine sodium and certain antihistamines. Adjust doses appropriately.
<i>Drugs that may reduce clinical response of Isoproterenol</i>	
Clinical Impact	The cardiostimulating and bronchodilating effects of isoproterenol are antagonized by beta-adrenergic blocking drugs, such as

	propranolol.
Intervention	Monitor for hemodynamic response and relief of bronchospasm and adjust dose appropriately

8. USE IN SPECIFIC POPULATIONS

8.1 Pregnancy

Risk Summary

Prolonged experience with isoproterenol use in pregnant women over several decades, based on published literature, do not identify a drug associated risk of major birth defects, miscarriage or adverse maternal or fetal outcomes. However, there are risks to the mother and fetus associated with isoproterenol use during labor or delivery (see *Clinical Considerations*).

The estimated background risk of major birth defects and miscarriage for the indicated population is unknown. All pregnancies have a background risk of birth defect, loss, or other adverse outcomes. In the United States general population, the estimated background risk of major birth defects and miscarriage in clinically recognized pregnancies is 2-4% and 15-20%, respectively.

Clinical Considerations

Hypotension associated with shock is a medical emergency in pregnancy which can be fatal if left untreated. Delaying treatment in pregnant women with hypotension associated with shock may increase the risk of maternal and fetal morbidity and mortality. Life-sustaining therapy for the pregnant woman should not be withheld due to potential concerns regarding the effects of isoproterenol on the fetus.

Labor and Delivery

Isoproterenol usually inhibits spontaneous or oxytocin induced contractions of the pregnant human uterus and may delay the second stage of labor. Avoid isoproterenol during the second stage of labor. Avoid isoproterenol in obstetrics when maternal blood pressure exceeds 130/80 mmHg.

Although isoproterenol may improve maternal hypotension associated with shock, it may result in uterine vasoconstriction, decreased uterine blood flow, uterine atony with hemorrhage, and fetal anoxia.

8.2 Lactation

Risk Summary

There is no information regarding the presence of isoproterenol in milk or the effects of isoproterenol on the breastfed infant or on milk production. However, due to its short half-life, isoproterenol exposure is expected to be very low in the breastfed infant.

8.4 Pediatric Use

Safety and efficacy of isoproterenol in pediatric patients have not been established.

Intravenous infusions of isoproterenol in refractory asthmatic children at rates of 0.05-2.7 µg/kg/min have caused clinical deterioration, myocardial necrosis, congestive heart

failure and death. The risks of cardiac toxicity appear to be increased by some factors [acidosis, hypoxemia, coadministration of corticosteroids, coadministration of methylxanthines (theophylline, theobromine) or aminophylline] that are especially likely to be present in these patients. If I.V. isoproterenol is used in children with refractory asthma, patient monitoring must include continuous assessment of vital signs, frequent electrocardiography, and daily measurements of cardiac enzymes, including CPK-MB.

8.5 Geriatric Use

Clinical studies of Isoproterenol hydrochloride did not include sufficient numbers of subjects aged 65 and over to determine whether they respond differently from younger subjects in clinical circumstances. There are, however, some data that suggest that elderly healthy or hypertensive patients are less responsive to beta-adrenergic stimulation than are younger subjects. In general, dose selection for elderly patients should be cautious, usually starting at the low end of the dosing range, reflecting the greater frequency of decreased hepatic, renal or cardiac function and of concomitant diseases or other drug therapy.

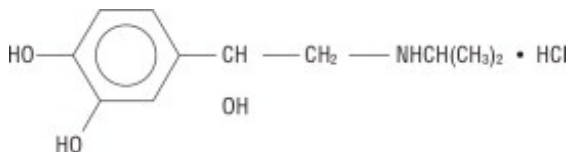
10. OVERDOSAGE

Overdosage of isoproterenol can cause tachycardia or other arrhythmias, palpitations, angina, hypotension, or hypertension. In case of overdosage, reduce the rate of administration or discontinue isoproterenol hydrochloride injection until patient's condition stabilizes. Monitor blood pressure, pulse, respiration, and EKG.

It is not known whether isoproterenol hydrochloride is dialyzable.

11. DESCRIPTION

Isoproterenol hydrochloride is 3,4-Dihydroxy- α -[(isopropylamino)methyl] benzyl alcohol hydrochloride, a beta-adrenergic agonist and a synthetic sympathomimetic amine that is structurally related to epinephrine. The molecular formula is $C_{11}H_{17}NO_3 \cdot HCl$. It has a molecular weight of 247.72 and the following structural formula:



Isoproterenol hydrochloride is a racemic compound.

Each milliliter of the sterile solution contains:	
Isoproterenol hydrochloride, USP	0.2 mg
Edetate Disodium (EDTA) mg	0.2
Sodium Citrate Dihydrate mg	2.07
Citric Acid, Anhydrous mg	2.5
Sodium Chloride	7.0 mg
Water for Injection	qs 1.0 mL

The pH is adjusted between 3.5 and 4.5 with hydrochloric acid and/or sodium hydroxide. The sterile solution is nonpyrogenic and can be administered by the intravenous route.

12. CLINICAL PHARMACOLOGY

12.1 Mechanism of Action

Isoproterenol is a potent nonselective beta-adrenergic agonist with very low affinity for alpha-adrenergic receptors.

12.2 Pharmacodynamics

Intravenous infusion of isoproterenol in man lowers peripheral vascular resistance, primarily in skeletal muscle but also in renal and mesenteric vascular beds. Diastolic pressure falls. Renal blood flow is decreased in normotensive subjects but is increased markedly in shock. Systolic blood pressure may remain unchanged or rise, although mean arterial pressure typically falls. Cardiac output is increased because of the positive inotropic and chronotropic effects of the drug in the face of diminished peripheral vascular resistance.

Isoproterenol relaxes almost all varieties of smooth muscle when the tone is high, but this action is most pronounced on bronchial and gastrointestinal smooth muscle. It prevents or relieves bronchoconstriction, but tolerance to this effect develops with overuse of the drug.

In man, isoproterenol causes less hyperglycemia than does epinephrine. Isoproterenol and epinephrine are equally effective in stimulating the release of free fatty acids and energy production.

12.3 Pharmacokinetics

Absorption

Isoproterenol is readily absorbed when given parenterally or as an aerosol.

Elimination

Isoproterenol is metabolized primarily in the liver and other tissues by COMT. Isoproterenol is a relatively poor substrate for MAO and is not taken up by sympathetic neurons to the same extent as are epinephrine and norepinephrine. The duration of action of isoproterenol may therefore be longer than that of epinephrine but is still brief.

13. NONCLINICAL TOXICOLOGY

13.1 Carcinogenesis, Mutagenesis, Impairment of Fertility

Long-term studies in animals to evaluate the carcinogenic potential of isoproterenol hydrochloride have not been done. Mutagenic potential and effect on fertility have not been determined. There is no evidence from human experience that isoproterenol hydrochloride injection may be carcinogenic or mutagenic or that it impairs fertility.

16. HOW SUPPLIED/STORAGE AND HANDLING

NDC Number	Container	Concentration	Fill	Quantity
14789-011-01	Single-dose vial	0.2 mg/mL	1 mL	10 vials per carton
14789-015-05	Single-dose vial	1 mg/5 mL (0.2 mg/mL)	5 mL	10 vials per carton

Protect from light.

Keep in opaque container until used. Store at 20° to 25°C (68° to 77°F). [See USP Controlled Room Temperature.] Do not use if the injection is pinkish or darker than slightly yellow or contains a precipitate.

Discard unused portion.

The container closure is not made with natural rubber latex.

Manufactured in Germany for:
Nexus Pharmaceuticals, Inc.
Lincolnshire, IL 60069, USA

ISPPI01DER03
Revised: 03/2023

NEXUS
PHARMACEUTICALS

Principal Display Panel - 1 mL Vial Label

NDC 14789-011-07 Rx Only

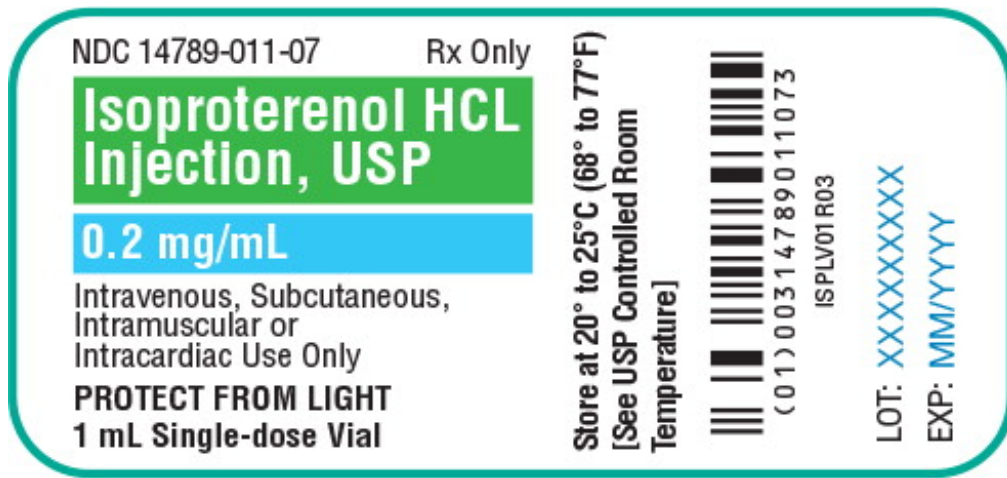
**Isoproterenol HCL
Injection, USP**

0.2 mg/mL

Intravenous, Subcutaneous,
Intramuscular or
Intracardiac Use Only

PROTECT FROM LIGHT

1 mL Single Dose Vial



Principal Display Panel - 1 mL Carton Label

NDC 14789-011-01

NEXUS

PHARMACEUTICALS

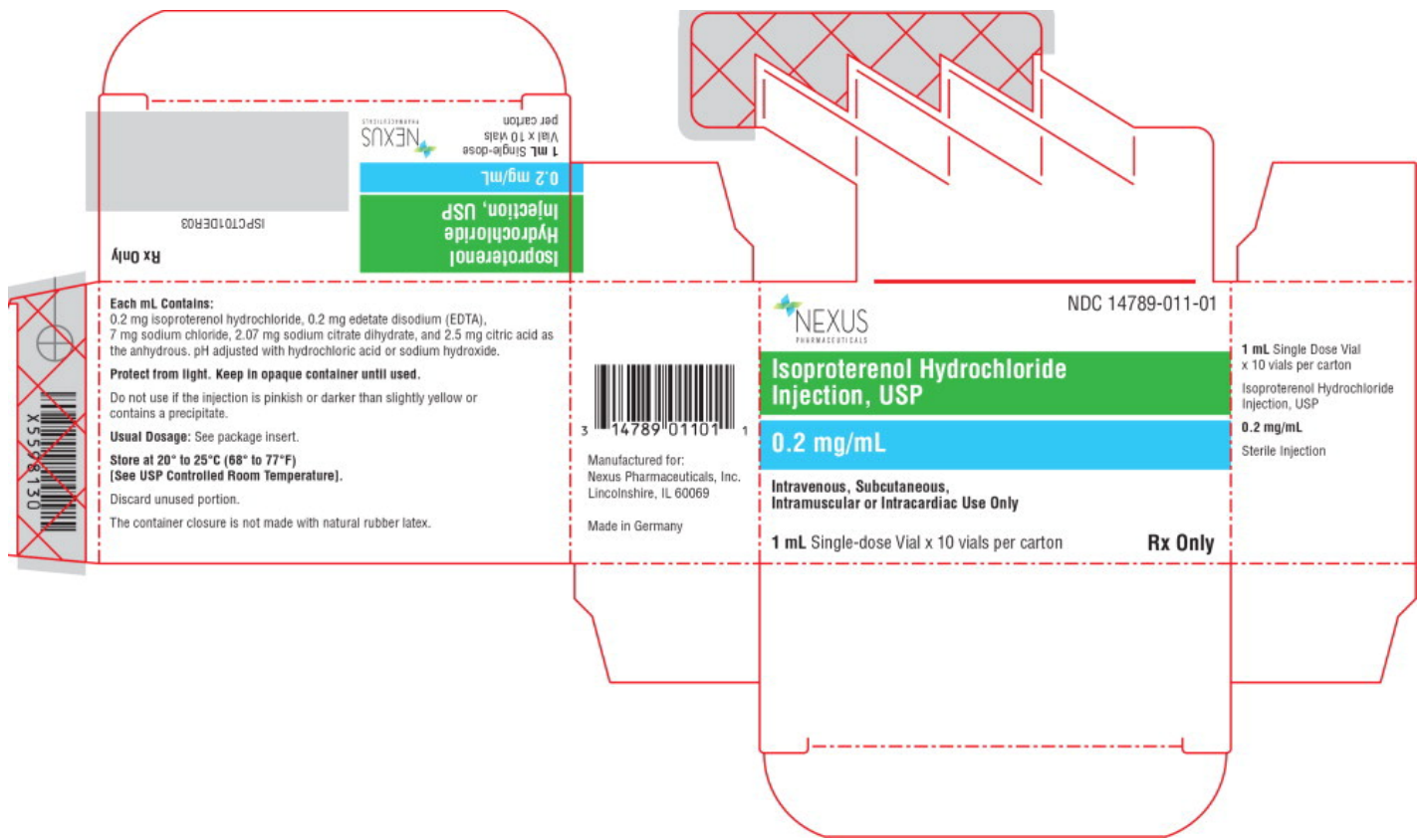
**Isoproterenol Hydrochloride
Injection, USP**

0.2 mg/mL

**Intravenous, Subcutaneous
Intramuscular or Intracardiac Use Only**

1 mL Single Dose Vial x 10 vials per carton

Rx Only



Principal Display Panel - 5 mL Vial Label

NDC 14789-015-07

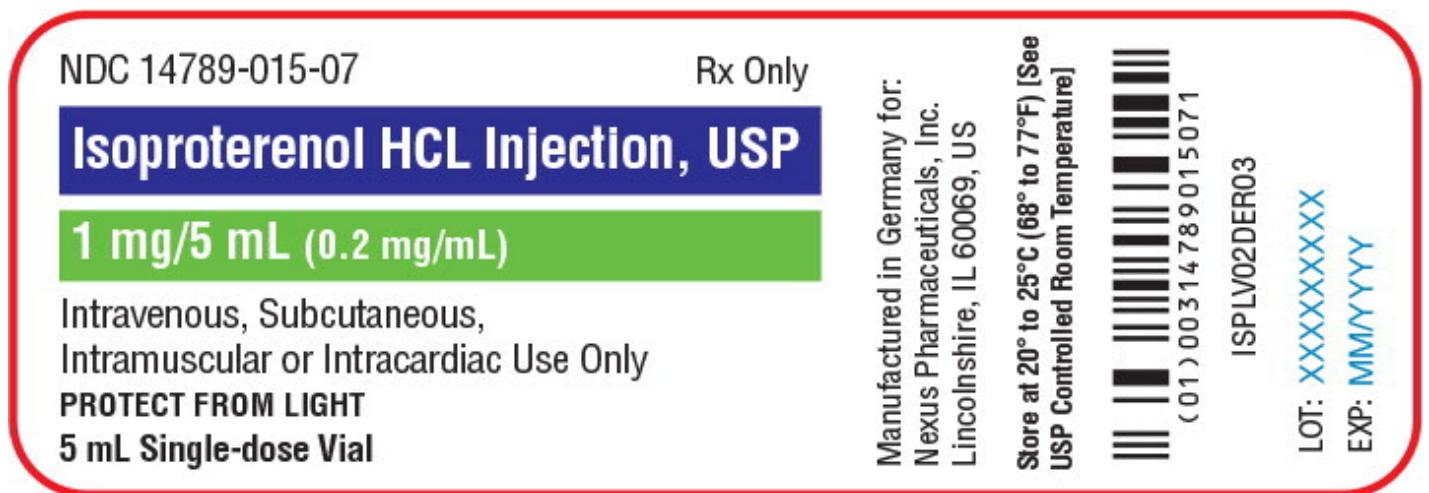
Isoproterenol HCL Injection, USP

1 mg/5 mL (0.2 mg/mL)

Intravenous, Subcutaneous,
Intramuscular or Intracardiac Use Only

PROTECT FROM LIGHT

Rx Only



Principal Display Panel - 5 mL Carton Label

NDC 14789-015-05

NEXUS

PHARMACEUTICALS

Isoproterenol Hydrochloride Injection, USP

1 mg/5 mL (0.2 mg/mL)

Intravenous, Subcutaneous
Intramuscular or Intracardiac Use Only

5 mL Single Dose Vial x 10 vials per carton

Rx Only



ISOPROTERENOL HYDROCHLORIDE

isoproterenol hydrochloride injection, solution

Product Information

Product Type	HUMAN PRESCRIPTION DRUG	Item Code (Source)	NDC:14789-011
Route of Administration	INTRAMUSCULAR, INTRAVENOUS		

Active Ingredient/Active Moiety

Ingredient Name		Basis of Strength	Strength	
Isoproterenol Hydrochloride (UNII: DIA2A74855) (Isoproterenol - UNII:L628TT009W)		Isoproterenol Hydrochloride	0.2 mg in 1 mL	
Inactive Ingredients				
Ingredient Name			Strength	
SODIUM CHLORIDE (UNII: 451W47IQ8X)				
WATER (UNII: 059QF0KO0R)				
EDETIC ACID (UNII: 9G34HU7RV0)				
SODIUM CITRATE (UNII: 1Q73Q2JULR)				
CITRIC ACID MONOHYDRATE (UNII: 2968PHW8QP)				
Packaging				
#	Item Code	Package Description	Marketing Start Date	Marketing End Date
1	NDC:14789-011-01	10 in 1 CARTON	08/03/2017	
1		1 mL in 1 VIAL, SINGLE-DOSE; Type 0: Not a Combination Product		
Marketing Information				
Marketing Category	Application Number or Monograph Citation	Marketing Start Date	Marketing End Date	
ANDA	ANDA206961	08/03/2017		

ISOPROTERENOL HYDROCHLORIDE

isoproterenol hydrochloride injection, solution

Product Information			
Product Type	HUMAN PRESCRIPTION DRUG	Item Code (Source)	NDC:14789-015
Route of Administration	INTRAMUSCULAR, INTRAVENOUS		
Active Ingredient/Active Moiety			
Ingredient Name		Basis of Strength	Strength
Isoproterenol Hydrochloride (UNII: DIA2A74855) (Isoproterenol - UNII:L628TT009W)		Isoproterenol Hydrochloride	0.2 mg in 1 mL
Inactive Ingredients			
Ingredient Name			Strength
SODIUM CHLORIDE (UNII: 451W47IQ8X)			
WATER (UNII: 059QF0KO0R)			
EDETIC ACID (UNII: 9G34HU7RV0)			

SODIUM CITRATE (UNII: 1Q73Q2JULR)

CITRIC ACID MONOHYDRATE (UNII: 2968PHW8QP)

Packaging

#	Item Code	Package Description	Marketing Start Date	Marketing End Date
1	NDC:14789-015-05	10 in 1 CARTON	08/03/2017	
1		5 mL in 1 VIAL, SINGLE-DOSE; Type 0: Not a Combination Product		

Marketing Information

Marketing Category	Application Number or Monograph Citation	Marketing Start Date	Marketing End Date
ANDA	ANDA206961	08/03/2017	

Labeler - Nexus Pharmaceuticals Inc (620714787)

Establishment

Name	Address	ID/FEI	Business Operations
Nexus Pharmaceuticals Inc		118291262	PACK(14789-011, 14789-015)

Revised: 3/2023

Nexus Pharmaceuticals Inc