

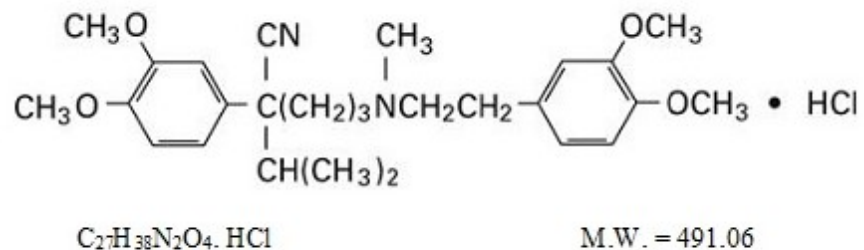
VERAPAMIL HCl- verapamil hci injection, solution
HF Acquisition Co LLC, DBA HealthFirst

VERAPAMIL HCl INJECTION, USP 10mg PER 4mL (2.5mg/mL)

DESCRIPTION

Verapamil hydrochloride is a calcium antagonist or slow channel inhibitor. Verapamil hydrochloride injection, USP is a sterile, clear colorless solution and is available in 5 mg/2 mL and 10 mg/4 mL single-dose vials (for intravenous administration). Each 1 mL of solution contains 2.5 mg verapamil hydrochloride, USP and 8.5 mg sodium chloride in water for injection. Hydrochloric acid and/or sodium hydroxide is used for pH adjustment. The pH of solution is between 4.0 and 6.5. Protect contents from light. Verapamil hydrochloride injection, USP vials are sterile.

The structural formula of verapamil hydrochloride is given below:



The chemical name of verapamil hydrochloride is Benzeneacetonitrile, α -[3-[[2-(3,4-

dimethoxyphenyl)ethyl] methylamino] propyl]-3,4-dimethoxy- α -(1-methylethyl) hydrochloride.

Verapamil hydrochloride, USP is white or practically white, crystalline powder. It is soluble in water, freely soluble in chloroform, sparingly soluble in alcohol, practically insoluble in ether. Verapamil hydrochloride is not chemically related to other antiarrhythmic drugs.

CLINICAL PHARMACOLOGY

Mechanism of Action: Verapamil hydrochloride inhibits the calcium ion (and possibly sodium ion) influx through slow channels into conductile and contractile myocardial cells and vascular smooth muscle cells. The antiarrhythmic effect of verapamil hydrochloride appears to be due to its effect on the slow channel in cells of the cardiac conduction system. The vasodilatory effect of verapamil hydrochloride appears to be due to its effect on blockade of calcium channels as well as α receptors.

In the isolated rabbit heart, concentrations of verapamil hydrochloride that markedly affect SA nodal fibers or fibers in the upper and middle regions of the AV node have very little effect on fibers in the lower AV node (NH region) and no effect on atrial action potentials or His bundle fibers.

Electrical activity in the SA and AV nodes depends, to a large degree, upon calcium influx through the slow channel. By inhibiting this influx, verapamil hydrochloride slows AV conduction and prolongs the effective refractory period within the AV node in a rate-related manner. This effect results in a reduction of the ventricular rate in patients with atrial flutter and/or atrial fibrillation and a rapid ventricular response.

By interrupting reentry at the AV node, verapamil hydrochloride can restore normal sinus rhythm in patients with paroxysmal supraventricular tachycardias (PSVT), including PSVT associated with Wolff-Parkinson-White syndrome.

Verapamil hydrochloride does not induce peripheral arterial spasm.

Verapamil hydrochloride has a local anesthetic action that is 1.6 times that of procaine on an equimolar basis. It is not known whether this action is important at the doses used in man.

Verapamil hydrochloride does not alter total serum calcium levels.

Hemodynamics: Verapamil hydrochloride reduces afterload and myocardial contractility. The commonly used intravenous doses of 5 to 10 mg verapamil hydrochloride produce transient, usually asymptomatic, reduction in normal systemic arterial pressure, systemic vascular resistance and contractility; left ventricular filling pressure is slightly increased. In most patients, including those with organic cardiac disease, the negative inotropic action of verapamil hydrochloride is countered by reduction of afterload, and cardiac index is usually not reduced. However, in patients with moderately severe to severe cardiac dysfunction (pulmonary wedge pressure above 20 mm Hg, ejection fraction less than 30%), acute worsening of heart failure may be seen. Peak therapeutic effects occur within 3 to 5 minutes after a bolus injection.

Pharmacokinetics: Intravenously administered verapamil hydrochloride has been shown to be rapidly metabolized. Following intravenous infusion in man, verapamil hydrochloride is eliminated bi-exponentially, with a rapid early distribution phase (half-life about 4 minutes) and a slower terminal elimination phase (half-life 2 to 5 hours). In healthy men, orally administered verapamil hydrochloride undergoes extensive metabolism in the liver, with 12 metabolites having been identified, most in only trace amounts. The major metabolites have been identified as various N- and O-dealkylated products of verapamil hydrochloride. Approximately 70% of an administered dose is excreted in the urine and 16% more in the feces within 5 days. About 3 to 4% is excreted as unchanged drug.

Aging may affect the pharmacokinetics of verapamil hydrochloride given to hypertensive patients. Elimination half-life may be prolonged in the elderly.

INDICATIONS & USAGE

Verapamil hydrochloride injection, USP is indicated for the following:

Rapid conversion to sinus rhythm of paroxysmal supraventricular tachycardias, including those associated with accessory bypass tracts (Wolff-Parkinson-White [W-P-W] and Lown-Ganong-Levine [L-G-L] syndromes). When clinically advisable, appropriate vagal maneuvers (e.g., Valsalva maneuver) should be attempted prior to verapamil hydrochloride administration.

Temporary control of rapid ventricular rate in atrial flutter or atrial fibrillation except when the atrial flutter and/or atrial fibrillation are associated with accessory bypass tracts (Wolff-Parkinson-White (W-P-W) and Lown-Ganong-Levine (L-G-L) syndromes).

In controlled studies in the United States, about 60% of patients with supraventricular tachycardia converted to normal sinus rhythm within 10 minutes after intravenous verapamil hydrochloride. Uncontrolled studies reported in the world literature describe a conversion rate of about 80%. About 70% of patients with atrial flutter and/or fibrillation with a faster ventricular rate respond with a decrease in ventricular rate of at least 20%. Conversion of atrial flutter or fibrillation to sinus rhythm is uncommon (about 10%) after verapamil hydrochloride and may reflect the spontaneous conversion rate, since the conversion rate after placebo was similar. Slowing of the ventricular rate in patients with atrial fibrillation/flutter lasts 30 to 60 minutes after a single injection.

Because a small fraction (<1.0%) of patients treated with verapamil hydrochloride respond with life-threatening adverse responses (rapid ventricular rate in atrial flutter/fibrillation and an accessory bypass tract, marked hypotension, or extreme bradycardia/asystole-see CONTRAINDICATIONS and WARNINGS), the initial use of verapamil hydrochloride injection should, if possible, be in a treatment setting with monitoring and resuscitation facilities, including D.C.-cardioversion capability (see ADVERSE REACTIONS, SUGGESTED TREATMENT OF ACUTE CARDIOVASCULAR ADVERSE REACTIONS). As familiarity with the patient's response is gained, use in an office setting may be acceptable.

Cardioversion has been used safely and effectively after verapamil hydrochloride injection.

CONTRAINDICATIONS

Verapamil hydrochloride injection is contraindicated in:

Severe hypotension or cardiogenic shock.

Second- or third-degree AV block (except in patients with a functioning artificial ventricular pacemaker).

Sick sinus syndrome (except in patients with a functioning artificial ventricular pacemaker).

Severe congestive heart failure (unless secondary to a supraventricular tachycardia amenable to verapamil hydrochloride therapy).

Patients receiving intravenous beta-adrenergic blocking drugs (e.g., propranolol).

Intravenous verapamil hydrochloride and intravenous beta-adrenergic blocking drugs should not be administered in close proximity to each other (within a few hours), since both may have a depressant effect on myocardial contractility and AV conduction.

Patients with atrial flutter or atrial fibrillation and an accessory bypass tract (e.g., Wolff-Parkinson-White, Lown-Ganong-Levine syndromes) are at risk to develop ventricular tachyarrhythmia including ventricular fibrillation if verapamil hydrochloride is administered. Therefore, the use of verapamil hydrochloride in these patients is contraindicated.

Ventricular tachycardia: Administration of intravenous verapamil hydrochloride to patients with wide-complex ventricular tachycardia (QRS \geq 0.12 sec) can result in marked hemodynamic deterioration and ventricular fibrillation. Proper pre-therapy diagnosis and differentiation from wide-complex supraventricular tachycardia is imperative in the emergency room setting.

Known hypersensitivity to verapamil hydrochloride.

WARNINGS

VERAPAMIL HYDROCHLORIDE SHOULD BE GIVEN AS A SLOW INTRAVENOUS INJECTION OVER AT LEAST A TWO-MINUTE PERIOD OF TIME (see DOSAGE AND ADMINISTRATION).

Hypotension: Verapamil hydrochloride injection often produces a decrease in blood pressure below baseline levels that is usually transient and asymptomatic but may result in dizziness. Systolic pressure less than 90 mm Hg and/or diastolic pressure less than 60 mm Hg was seen in 5% to 10% of patients in controlled U.S. trials in supraventricular tachycardia and in about 10% of the patients with atrial flutter/fibrillation. The incidence of symptomatic hypotension observed in studies conducted in the U.S. was approximately 1.5%. Three of the five symptomatic patients required intravenous pharmacologic treatment (norepinephrine bitartrate, metaraminol bitartrate, or 10% calcium gluconate). All recovered without sequelae.

Extreme Bradycardia/Asystole: Verapamil hydrochloride affects the AV and SA nodes and rarely may produce second- or third-degree AV block, bradycardia, and, in extreme cases, asystole. This is more likely to occur in patients with a sick sinus syndrome (SA nodal disease), which is more common in older patients. Bradycardia associated with sick sinus syndrome was reported in 0.3% of the patients treated in controlled double-blind trials in the U.S. The total incidence of bradycardia (ventricular rate less than 60 beats/min) was 1.2% in these studies. Asystole in patients other than those with sick sinus syndrome is usually of short duration (few seconds or less), with spontaneous return to AV nodal or normal sinus rhythm. If this does not occur promptly, appropriate treatment should be initiated immediately. (See ADVERSE REACTIONS and SUGGESTED

TREATMENT OF ACUTE CARDIOVASCULAR ADVERSE REACTIONS.)

Heart Failure: When heart failure is not severe or rate related, it should be controlled with digitalis glycosides and diuretics, as appropriate, before verapamil hydrochloride is used. In patients with moderately severe to severe cardiac dysfunction (pulmonary wedge pressure above 20 mm Hg, ejection fraction less than 30%), acute worsening of heart failure may be seen.

Concomitant Antiarrhythmic Therapy:

Digitalis: Verapamil hydrochloride injection has been used concomitantly with digitalis preparations without the occurrence of serious adverse effects. However, since both drugs slow AV conduction, patients should be monitored for AV block or excessive bradycardia.

Procainamide: Verapamil hydrochloride injection has been administered to a small number of patients receiving oral procainamide without the occurrence of serious adverse effects.

Quinidine: Verapamil hydrochloride injection has been administered to a small number of patients receiving oral quinidine without the occurrence of serious adverse effects. However, three patients have been described in whom the combination resulted in an exaggerated hypotensive response presumably from the combined ability of both drugs to antagonize the effects of catecholamines on α -adrenergic receptors. Caution should therefore be used when employing this combination of drugs.

Beta-Adrenergic Blocking Drugs: Verapamil hydrochloride injection has been administered to patients receiving oral beta-blockers without the development of serious adverse effects. However, since both drugs may depress myocardial contractility and AV conduction, the possibility of detrimental interactions should be considered. The concomitant administration of intravenous beta-blockers and intravenous verapamil hydrochloride has resulted in serious adverse reactions (see CONTRAINDICATIONS), especially in patients with severe cardiomyopathy, congestive heart failure or recent myocardial infarction.

Disopyramide: Until data on possible interactions between verapamil hydrochloride and all forms of disopyramide phosphate are obtained, disopyramide should not be administered within 48 hours before or 24 hours after verapamil hydrochloride administration.

Flecainide: A study in healthy volunteers showed that the concomitant administration of flecainide and verapamil hydrochloride may have additive effects reducing myocardial contractility, prolonging AV conduction, and prolonging repolarization.

Heart Block: Verapamil hydrochloride prolongs AV conduction time. While high-degree AV block has not been observed in controlled clinical trials in the U.S., a low percentage (less than 0.5%) has been reported in the world literature. Development of second- or third-degree AV block or unifascicular, bifascicular, or trifascicular bundle branch block requires reduction in subsequent doses or discontinuation of verapamil hydrochloride and institution of appropriate therapy, if needed. (See ADVERSE REACTIONS, SUGGESTED TREATMENT OF ACUTE CARDIOVASCULAR ADVERSE REACTIONS.)

Hepatic and Renal Failure: Significant hepatic and renal failure should not increase the effects of a single intravenous dose of verapamil hydrochloride but may prolong its duration. Repeated injections of verapamil hydrochloride in such patients may lead to

accumulation and an excessive pharmacologic effect of the drug. There is no experience to guide use of multiple doses in such patients, and this generally should be avoided. If repeated injections are essential, blood pressure and PR interval should be closely monitored and smaller repeat doses should be utilized. Verapamil hydrochloride cannot be removed by hemodialysis.

Premature Ventricular Contractions: During conversion to normal sinus rhythm, or marked reduction in ventricular rate, a few benign complexes of unusual appearance (sometimes resembling premature ventricular contractions) may be seen after treatment with verapamil hydrochloride. Similar complexes are seen during spontaneous conversion of supraventricular tachycardias, after D.C.-cardioversion and other pharmacologic therapy. These complexes appear to have no clinical significance.

Duchenne's Muscular Dystrophy: Verapamil hydrochloride injection can precipitate respiratory muscle failure in these patients and should, therefore, be used with caution.

Increased Intracranial Pressure: Verapamil hydrochloride injection has been seen to increase intracranial pressure in patients with supratentorial tumors at the time of anesthesia induction. Caution should be taken and appropriate monitoring performed.

PRECAUTIONS

Drug Interactions: (See WARNINGS: CONCOMITANT ANTIARRHYTHMIC THERAPY.) Verapamil hydrochloride injection has been used concomitantly with other cardioactive drugs (especially digitalis) without evidence of serious negative drug interactions. In rare instances, including when patients with severe cardiomyopathy, congestive heart failure, or recent myocardial infarction were given intravenous beta-adrenergic blocking agents or disopyramide concomitantly with intravenous verapamil hydrochloride, serious adverse effects have occurred. Concomitant use of verapamil hydrochloride with β -adrenergic blockers may result in an exaggerated hypotensive response. Such an effect was observed in one study, following the concomitant administration of verapamil hydrochloride and prazosin. It may be necessary to decrease the dose of verapamil hydrochloride and/or dose of the neuromuscular blocking agent when the drugs are used concomitantly. As verapamil hydrochloride is highly bound to plasma proteins, it should be administered with caution to patients receiving other highly protein-bound drugs.

Other

Cimetidine: The interaction between cimetidine and chronically administered verapamil hydrochloride has not been studied. In acute studies of healthy volunteers, clearance of verapamil hydrochloride was either reduced or unchanged.

Lithium: Increased sensitivity to the effects of lithium (neurotoxicity) has been reported during concomitant verapamil hydrochloride-lithium therapy with either no change or an increase in serum lithium levels. The addition of verapamil hydrochloride, however, has also resulted in the lowering of serum lithium levels in patients receiving chronic stable oral lithium. Patients receiving both drugs must be monitored carefully.

Carbamazepine: Verapamil hydrochloride therapy may increase carbamazepine concentrations during combined therapy. This may produce carbamazepine side effects such as diplopia, headache, ataxia, or dizziness.

Rifampin: Therapy with rifampin may markedly reduce oral verapamil hydrochloride bioavailability.

Phenobarbital: Phenobarbital therapy may increase verapamil hydrochloride clearance.

Cyclosporin: Verapamil hydrochloride therapy may increase serum levels of cyclosporin.

Inhalation Anesthetics: Animal experiments have shown that inhalation anesthetics depress cardiovascular activity by decreasing the inward movement of calcium ions. When used concomitantly, inhalation anesthetics and calcium antagonists (such as verapamil hydrochloride) should be titrated carefully to avoid excessive cardiovascular depression.

Neuromuscular Blocking Agents: Clinical data and animal studies suggest that verapamil hydrochloride may potentiate the activity of depolarizing and nondepolarizing neuromuscular blocking agents. It may be necessary to decrease the dose of verapamil hydrochloride and/or the dose of the neuromuscular blocking agent when the drugs are used concomitantly.

Dantrolene: Two animal studies suggest concomitant intravenous use of verapamil hydrochloride and dantrolene sodium may result in cardiovascular collapse. There has been one report of hyperkalemia and myocardial depression following the coadministration of oral verapamil hydrochloride and intravenous dantrolene.

Pregnancy:

Teratogenic Effects: Reproduction studies have been performed in rabbits and rats at oral verapamil hydrochloride doses up to 1.5 (15 mg/kg/day) and 6 (60 mg/kg/day) times the human oral daily dose, respectively, and have revealed no evidence of teratogenicity. In the rat, this multiple of the human dose was embryocidal and retarded fetal growth and development, probably because of adverse maternal effects reflected in reduced weight gains of the dams. This oral dose has also been shown to cause hypotension in rats. There are, however, no adequate and well-controlled studies in pregnant women. Because animal reproduction studies are not always predictive of human response, this drug should be used during pregnancy only if clearly needed.

Labor and Delivery: There have been few controlled studies to determine whether the use of verapamil hydrochloride during labor or delivery has immediate or delayed adverse effects on the fetus, or whether it prolongs the duration of labor or increases the need for forceps delivery or other obstetric intervention. Such adverse experiences have not been reported in the literature, despite a long history of use of verapamil hydrochloride injection in Europe in the treatment of cardiac side effects of beta-adrenergic agonist agents used to treat premature labor.

Nursing Mothers: Verapamil hydrochloride crosses the placental barrier and can be detected in umbilical vein blood at delivery. Also, verapamil hydrochloride is excreted in human milk. Because of the potential for adverse reactions in nursing infants from verapamil hydrochloride, nursing should be discontinued while verapamil hydrochloride is administered.

Pediatric Use: Controlled studies with verapamil hydrochloride have not been conducted in pediatric patients, but uncontrolled experience with intravenous administration in more than 250 patients, about half under 12 months of age and about 25% newborn, indicates that results of treatment are similar to those in adults. In rare instances, however, severe hemodynamic side effects - some of them fatal - have occurred

following the intravenous administration of verapamil hydrochloride to neonates and infants. Caution should therefore be used when administering verapamil hydrochloride to this group of pediatric patients. The most commonly used single doses in patients up to 12 months of age have ranged from 0.1 to 0.2 mg/kg of body weight, while in patients aged 1 to 15 years, the most commonly used single doses ranged from 0.1 to 0.3 mg/kg of body weight. Most of the patients received the lower dose of 0.1 mg/kg once, but in some cases, the dose was repeated once or twice every 10 to 30 minutes.

ADVERSE REACTIONS

The following reactions were reported with verapamil hydrochloride injection used in controlled U.S. clinical trials involving 324 patients:

Cardiovascular: Symptomatic hypotension (1.5%); bradycardia (1.2%); severe tachycardia (1.0%). The worldwide experience in open clinical trials in more than 7,900 patients was similar.

Central Nervous System Effects: Dizziness (1.2%); headache (1.2%). Occasional cases of seizures during verapamil hydrochloride injection have been reported.

Gastrointestinal: Nausea (0.9%); abdominal discomfort (0.6%).

In rare cases of hypersensitive patients, broncho/laryngeal spasm accompanied by itch and urticaria have been reported.

The following reactions have been reported at low frequency: emotional depression, rotary nystagmus, sleepiness, vertigo, muscle fatigue, diaphoresis, and respiratory failure.

Suggested Treatment of Acute Cardiovascular Adverse Reactions*

The frequency of these adverse reactions was quite low, and experience with their treatment has been limited.

Adverse Reaction	Proven Effective Treatment	Supportive Treatment
1. Symptomatic hypotension requiring treatment	Calcium chloride (Intravenous) Norepinephrine bitartrate (Intravenous) Metaraminol bitartrate (Intravenous) Isoproterenol HCl (Intravenous) Dopamine (Intravenous)	Intravenous fluids Trendelenburg position
2. Bradycardia, AV block, Asystole	Isoproterenol HCl (Intravenous) Calcium chloride (Intravenous) Cardiac pacing Norepinephrine bitartrate (Intravenous) Atropine (Intravenous)	Intravenous fluids (slow drip)
3. Rapid ventricular rate (due to antegrade conduction in flutter/fibrillation with W-P-W or L-G-L syndromes)	DC-cardioversion (high energy may be required) Procainamide (Intravenous) Lidocaine (Intravenous)	Intravenous fluids (slow drip)

* Actual treatment and dosage should depend on the severity of the clinical situation and the judgment and experience of the treating physician.

To report SUSPECTED ADVERSE REACTIONS, contact AuroMedics Pharma LLC at 1-866-850-2876 or FDA at 1-800-FDA-1088 or www.fda.gov/medwatch.

OVERDOSAGE

Treatment of overdose should be supportive and individualized. Beta-adrenergic stimulation and/or parenteral administration of calcium solutions may increase calcium ion flux across the slow channel, and have been effectively used in treatment of deliberate overdose with oral verapamil hydrochloride. Verapamil hydrochloride cannot be removed by hemodialysis.

Clinically significant hypotensive reactions or high-degree AV block should be treated with vasopressor agents or cardiac pacing, respectively. Asystole should be handled by the usual measures including isoproterenol hydrochloride, other vasopressor agents, or cardiopulmonary resuscitation (See ADVERSE REACTIONS: SUGGESTED TREATMENT OF ACUTE CARDIOVASCULAR ADVERSE REACTIONS.)

DOSAGE AND ADMINISTRATION (FOR INTRAVENOUS USE ONLY).

VERAPAMIL HYDROCHLORIDE INJECTION SHOULD BE GIVEN AS A SLOW INTRAVENOUS INJECTION OVER AT LEAST A TWO-MINUTE PERIOD OF TIME UNDER CONTINUOUS ELECTROCARDIOGRAPHIC (ECG) AND BLOOD PRESSURE MONITORING. The recommended intravenous doses of verapamil hydrochloride injection are as follows:

Adult:

Initial dose - 5 to 10 mg (0.075 to 0.15 mg/kg body weight) given as an intravenous bolus over at least 2 minutes.

Repeat dose - 10 mg (0.15 mg/kg body weight) 30 minutes after the first dose if the initial response is not adequate. An optimal interval for subsequent intravenous doses has not been determined, and should be individualized for each patient.

Older patients - The dose should be administered over at least 3 minutes to minimize the risk of untoward drug effects.

Pediatric:

Initial dose:

0 to 1 year: 0.1 to 0.2 mg/kg body weight (usual single-dose range: 0.75 to 2 mg) should be administered as an intravenous bolus over at least 2 minutes under continuous ECG monitoring.

1 to 15 years: 0.1 to 0.3 mg/kg body weight (usual single-dose range: 2 to 5 mg) should be administered as an intravenous bolus over at least 2 minutes. Do not exceed 5 mg.

Repeat dose:

0 to 1 year: 0.1 to 0.2 mg/kg body weight (usual single-dose range: 0.75 to 2 mg) 30 minutes after the first dose if the initial response is not adequate (under continuous ECG monitoring). An optimal interval for subsequent intravenous doses has not been determined, and should be individualized for each patient.

1 to 15 years: 0.1 to 0.3 mg/kg body weight (usual single-dose range: 2 to 5 mg) 30 minutes after the first dose if the initial response is not adequate. Do not exceed 10 mg as a single-dose. An optimal interval for subsequent intravenous doses has not been determined, and should be individualized for each patient.

Note: Parenteral drug products should be inspected visually for particulate matter and discoloration prior to administration, whenever solution and container permit. Use only if solution is clear and vial seal is intact. Unused amount of solution should be discarded immediately following withdrawal of any portion of contents.

For stability reasons this product is not recommended for dilution with Sodium Lactate Injection, USP in polyvinyl chloride bags. Verapamil hydrochloride is physically compatible and chemically stable for at least 24 hours at 25°C protected from light in most common large volume parenteral solutions. Admixing verapamil hydrochloride injection with albumin, amphotericin B, hydralazine hydrochloride and trimethoprim with sulfamethoxazole should be avoided. Verapamil hydrochloride injection will precipitate in any solution with a pH above 6.0.

HOW SUPPLIED

Verapamil Hydrochloride Injection, USP is a sterile, clear colorless solution and is supplied in single-dose containers:

NDC 51662-1548-1

HF Acquisition Co LLC, DBA HealthFirst

Mukilteo, WA 98275

Also supplied in the following manufacture supplied dosage forms:

Verapamil Hydrochloride Injection, USP is a sterile, clear colorless solution and is supplied in single-dose containers as follows:

5 mg per 2 mL (2.5 mg/mL)

2 mL Single-Dose Vial NDC 55150-342-01
1-unit pack carton

2 mL Single-Dose Vials NDC 55150-342-05
5 pack carton

2 mL Single-Dose Vials
25-unit pack carton NDC 55150-342-25

10 mg per 4 mL (2.5 mg/mL)

4 mL Single-Dose Vial NDC 55150-343-01
1-unit pack carton

4 mL Single-Dose Vials NDC 55150-343-05
5 pack carton

4 mL Single-Dose Vials
25-unit pack carton NDC 55150-343-25

Store at 20° to 25°C (68° to 77°F) [see USP Controlled Room Temperature].

Protect from light by retaining in carton until ready to use.

The vial stopper is not made with natural rubber latex.

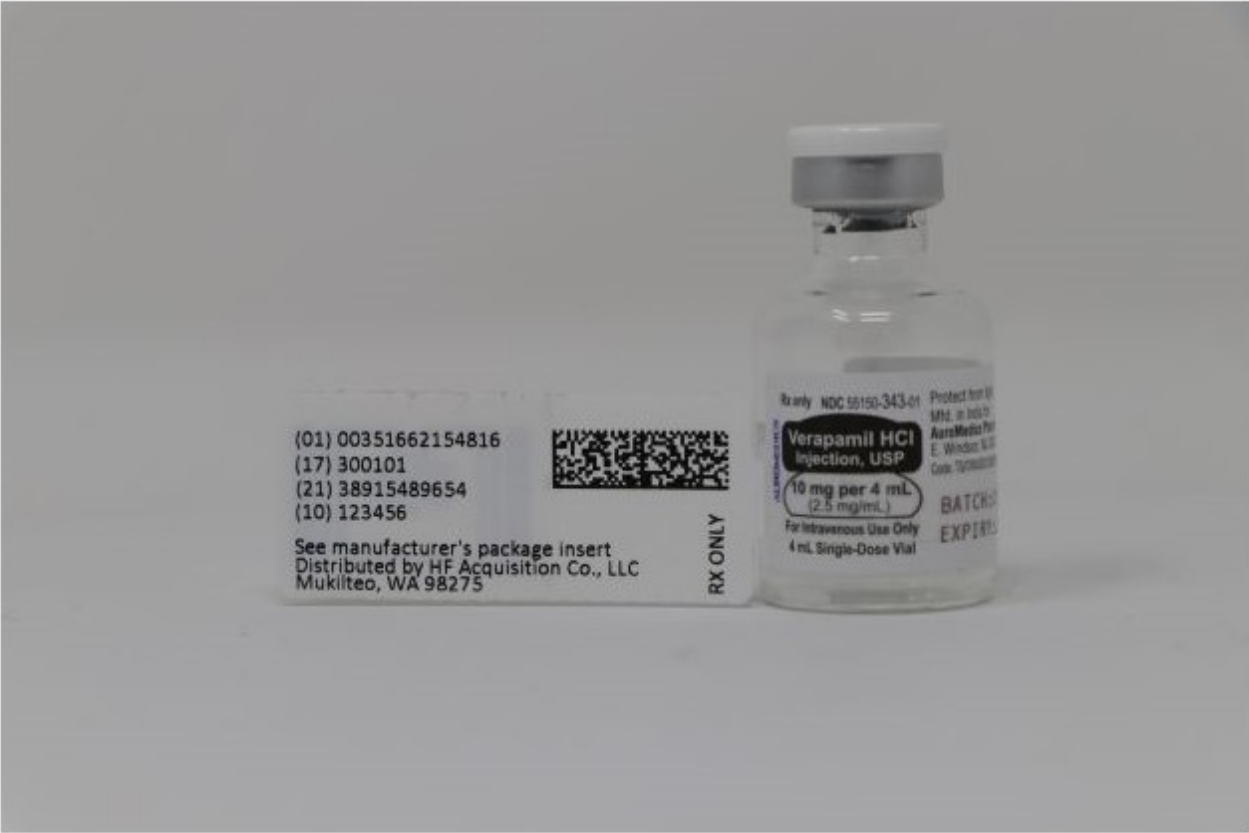
Distributed by:
AuroMedics Pharma LLC
279 Princeton-Hightstown Rd.
E. Windsor, NJ 08520

Manufactured by:
Eugia Pharma Specialities Limited
Hyderabad - 500032
India

Revised: October 2021


PRINCIPAL DISPLAY PANEL - NDC 51662-1548-1

51662-1548-1 SERIALIZED VIAL LABELING



(01) 00351662154816
(17) 300101
(21) 38915489654
(10) 123456

See manufacturer's package insert
Distributed by HF Acquisition Co., LLC
Mukilteo, WA 98275



RX ONLY

Only NDC 50150-343-01 Protect from light
M.H. in India
Verapamil HCl
Injection, USP
AuroMedica Pharmaceuticals
E. Windsor, NJ 07033
Date: 12/20/2018
10 mg per 4 mL
(2.5 mg/mL)
For Intravenous Use Only
4 mL Single-Dose Vial
BATCH: 180101
EXPIRES: 12/31/2021

VIAL LABEL

AUROMEDICS

Rx only NDC 55150-343-01

**Verapamil HCl
Injection, USP**

**10 mg per 4 mL
(2.5 mg/mL)**

**For Intravenous Use Only
4 mL Single-Dose Vial**

Protect from light.

Mfd. in India for:

AuroMedics Pharma LLC

E. Windsor, NJ 08520

Code: TS/DRUGS/13/2010

P1422943



N 3 5 5 1 5 0 3 4 3 0 1 0



VERAPAMIL HCl

verapamil hci injection, solution

Product Information

Product Type	HUMAN PRESCRIPTION DRUG	Item Code (Source)	NDC:51662-1548(NDC:55150-343)
Route of Administration	INTRAVENOUS		

Active Ingredient/Active Moiety

Ingredient Name	Basis of Strength	Strength
VERAPAMIL HYDROCHLORIDE (UNII: V3888OEY5R) (VERAPAMIL - UNII:CJO037KU29)	VERAPAMIL HYDROCHLORIDE	2.5 mg in 1 mL

Inactive Ingredients

Ingredient Name	Strength
SODIUM CHLORIDE (UNII: 451W47IQ8X)	8.5 mg in 1 mL

WATER (UNII: 059QF0KO0R)

SODIUM HYDROXIDE (UNII: 55X04QC32I)

HYDROCHLORIC ACID (UNII: QTT17582CB)

Packaging

#	Item Code	Package Description	Marketing Start Date	Marketing End Date
1	NDC:51662-1548-1	4 mL in 1 VIAL, SINGLE-DOSE; Type 0: Not a Combination Product	05/20/2022	

Marketing Information

Marketing Category	Application Number or Monograph Citation	Marketing Start Date	Marketing End Date
ANDA	ANDA212965	05/20/2022	

Labeler - HF Acquisition Co LLC, DBA HealthFirst (045657305)

Registrant - HF Acquisition Co LLC, DBA HealthFirst (045657305)

Establishment

Name	Address	ID/FEI	Business Operations
HF Acquisition Co LLC, DBA HealthFirst		045657305	relabel(51662-1548)

Revised: 5/2022

HF Acquisition Co LLC, DBA HealthFirst