

DEXTROSE MONOHYDRATE- dextrose monohydrate injection, solution

Medical Purchasing Solutions, LLC

50% Dextrose Injection, USP

Concentrated Dextrose for Intravenous Administration

NOTE: This solution is hypertonic – See Warnings and Precautions.

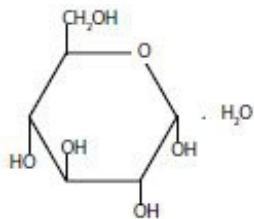
DESCRIPTION

50% Dextrose Injection, USP is a sterile, nonpyrogenic, hypertonic solution of dextrose in water for injection for intravenous injection as a fluid and nutrient replenisher.

Each mL of fluid contains 0.5 g dextrose, hydrous which delivers 3.4 kcal/gram. The solution has an osmolarity of 2.5 mOsmol/mL (calc.) and a pH of 3.2-6.5. May contain Hydrochloric acid and/or Sodium hydroxide for pH adjustment.

The solution contains no bacteriostat, antimicrobial agent or added buffer and is intended only for use as a single-dose injection. When smaller doses are required, the unused portion should be discarded with the entire unit.

Dextrose, USP is chemically designated $C_6H_{12}O_6 \cdot H_2O$ (D-glucose monohydrate), a hexose sugar freely soluble in water. Dextrose, hydrous has the following formula:



Water for Injection, USP is chemically designated H_2O .

The delivery device is composed of a 50 mL glass syringe barrel with rubber stopper, and custom molded IMS injector with Luer Connector.

CLINICAL PHARMACOLOGY

When administered intravenously this solution restores blood glucose levels in hypoglycemia and provides a source of carbohydrate calories.

Carbohydrate in the form of dextrose may aid in minimizing liver glycogen depletion and exerts a protein-sparing action. Dextrose injection undergoes oxidation to carbon dioxide and water.

Water is an essential constituent of all body tissues and accounts for approximately 70% of total body weight. Average normal adult requirement ranges from two to three liters (1.0 to 1.5 liters each for insensible water loss by perspiration and urine production).

Water balance is maintained by various regulatory mechanisms. Water distribution depends primarily on the concentration of electrolytes in the body compartments and sodium (Na⁺) plays a major role in maintaining physiologic equilibrium.

INDICATIONS AND USAGE

50% Dextrose Injection is indicated in the treatment of insulin hypoglycemia (hyperinsulinemia or insulin shock) to restore blood glucose levels.

The solution is also indicated, after dilution, for intravenous infusion as a source of carbohydrate calories in patients whose oral intake is restricted or inadequate to maintain nutritional requirements. Slow infusion of hypertonic solutions is essential to ensure proper utilization of dextrose and avoid production of hyperglycemia.

CONTRAINDICATIONS

A concentrated dextrose solution should not be used when intracranial or intraspinal hemorrhage is present, nor in the presence of delirium tremens if the patient is already dehydrated.

Dextrose injection without electrolytes should not be administered simultaneously with blood through the same infusion set because of the possibility that pseudoagglutination of red cells may occur.

WARNINGS

50% Dextrose Injection is hypertonic and may cause phlebitis and thrombosis at the site of injection.

Significant hyperglycemia and possible hyperosmolar syndrome may result from too rapid administration. The physician should be aware of the symptoms of hyperosmolar syndrome, such as mental confusion and loss of consciousness, especially in patients with chronic uremia and those with known carbohydrate intolerance.

The intravenous administration of this solution can cause fluid and/or solute overloading resulting in dilution of serum electrolyte concentrations, overhydration, congested states or pulmonary edema.

Additives may be incompatible. Consult with pharmacist if available. When introducing additives, use aseptic technique, mix thoroughly and do not store.

For peripheral vein administration:

The solution should be given slowly, preferably through a small bore needle into a large vein, to minimize venous irritation.

For central venous administration:

Concentrated dextrose should be administered via central vein only after suitable dilution.

PRECAUTIONS

Do not use unless the solution is clear and seal is intact. Discard unused portion.

Electrolyte deficits, particularly in serum potassium and phosphate, may occur during prolonged use of concentrated dextrose solutions. Blood electrolyte monitoring is essential and fluid and electrolyte imbalances should be corrected. Essential vitamins and minerals also should be provided as needed.

To minimize hyperglycemia and consequent glycosuria, it is desirable to monitor blood and urine glucose and if necessary, add insulin.

When a concentrated dextrose infusion is abruptly withdrawn, it is advisable to follow with the administration of 5% or 10% dextrose injection to avoid rebound hypoglycemia.

Solutions containing dextrose should be used with caution in patients with known subclinical or overt diabetes mellitus.

Care should be exercised to ensure that the needle is well within the lumen of the vein and that extravasation does not occur. If thrombosis should occur during administration, the injection should be stopped and corrective measures instituted.

Concentrated dextrose solutions should not be administered subcutaneously or intramuscularly.

Carcinogenesis, Mutagenesis, Impairment of Fertility:

Pregnancy Category C. Animal reproduction studies have not been conducted with dextrose. It is also not known whether dextrose can cause fetal harm when administered to a pregnant woman or can affect reproduction capacity. Dextrose should be given to a pregnant woman only if clearly needed.

Nursing Mothers:

It is not known whether this drug is excreted in human milk. Because many drugs are excreted in human milk, caution should be exercised when 50% Dextrose Injection, USP is administered to a nursing mother.

ADVERSE REACTIONS

Hyperosmolar syndrome, resulting from excessively rapid administration of concentrated dextrose may cause mental confusion and/or loss of consciousness.

Reactions which may occur because of the solution or the technique of administration include febrile response, infection at the site of injection, venous thrombosis or phlebitis extending from the site of injection, extravasation and hypervolemia.

If an adverse reaction does occur, discontinue the infusion, evaluate the patient, institute appropriate therapeutic countermeasures and save the remainder of the fluid for examination if deemed necessary.

OVERDOSAGE

In the event of overhydration or solute overload during therapy, re-evaluate the patient and institute appropriate corrective measures. See **WARNINGS** and **PRECAUTIONS**

DOSAGE AND ADMINISTRATION

For peripheral vein administration:

Injection of the solution should be made *slowly*. The maximum rate at which dextrose can be infused without producing glycosuria is 0.5 g/kg of body weight/hour. About 95% of the dextrose is retained when infused at a rate of 0.8 g/kg/hr.

In insulin-induced hypoglycemia, intravenous injection of 10 to 25 grams of dextrose (20 to 50 mL of 50% dextrose) is usually adequate. Repeated doses and supportive treatment may be required in severe cases. A specimen for blood glucose determination should be taken before injecting the dextrose. In such emergencies, dextrose should be administered promptly without awaiting pretreatment test results.

For central vein administration:

For total parenteral nutrition 50% Dextrose Injection, USP is administered by slow intravenous infusion (a) after admixture with amino acid solutions via an indwelling catheter with the tip positioned in a large central vein, preferably the superior vena cava, or (b) after dilution with sterile water for injection. Dosage should be adjusted to meet individual patient requirements.

Clinical evaluation and periodic laboratory determinations are necessary to monitor changes in fluid balance, electrolyte concentrations and acid-base balance during prolonged parenteral therapy or whenever the condition of the patient warrants such evaluation.

The maximum rate of dextrose administration which does not result in glycosuria is the same as cited above.

Parenteral drug products should be inspected visually for particulate matter and discoloration prior to administration, whenever solution and container permit. See CONTRAINDICATIONS .

HOW SUPPLIED

50% Dextrose Injection, USP 25 g/50 mL (0.5 g/mL) is supplied in single-dose prefilled syringes as follows:

NDC No.	Stock No.	Container Size	Needle
76329-3302-1	3302	50 mL	None

One shrink wrapped package containing 10 unit cartons, each containing a Luer-Jet™ Luer-Lock Prefilled Syringe.

Syringe Assembly Directions:

USE ASEPTIC TECHNIQUE

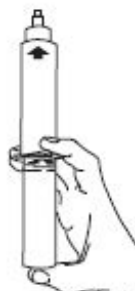
Do not assemble until ready to use.



1. Remove protective caps.



2. Thread vial into injector 3 half turns, or until stopper is pierced by metal cannula.*
DO NOT PUSH VIAL INTO INJECTOR; THIS MAY CAUSE MISALIGNMENT.



3. Remove cover and expel air before injection.

***CAUTION: IMPROPER ENGAGING MAY CAUSE GLASS BREAKAGE AND SUBSEQUENT INJURY.**

Exposure of pharmaceutical products to heat should be minimized. Avoid excessive heat. Protect from freezing. Store at 20° to 25°C (68° to 77°F). [See USP Controlled Room Temperature.]

Revised 01/21

6933010E

© International Medication Systems, Ltd., 2021

International Medication Systems, Ltd.
South El Monte, CA 91733, USA
An Amphastar Pharmaceuticals Company
Printed in USA

PRINCIPAL DISPLAY PANEL - OUTER PACKAGE

NDC 71872-7282-1

Luer-Lock Prefilled Syringe

Rx Only

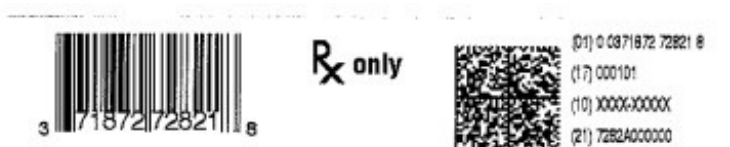
1 x 50 mL Single-Dose Prefilled Syringe

50% Dextrose Injection, USP 25 g/50 mL (0.5 g/mL)

FOR INTRAVENOUS USE

Single use, do not reuse or resterilize.


LUER-JET™ LUER-LOCK PREFILLED SYRINGE



50% DEXTROSE Injection, USP
25 g/50mL (0.5 g/mL) Single-Dose Prefilled Syringe
Qty: 1 Box Lot# XXXX-XXXXX Exp: 01/01/1900
Single use, do not reuse or resterilize. FOR INTRAVENOUS USE.
LUER-JET LUER-LOCK PREFILLED SYRINGE
SINGLE DOSE / NO PRESERVATIVE ADDED / DISCARD UNUSED PORTION.

Do not use the injection if it contains a precipitate.
Store at 20° to 25°C (68° to 77°F) [see USP Controlled Room Temperature.]
Caution: Handle glass with care. Inspect for damage prior to assembly.
Each mL contains dextrose, hydrous, 0.5 grams; 2.5 mOsmol / mL (calc.),
pH 3.2 to 6.5. May contain Hydrochloric acid and/or Sodium hydroxide for
pH adjustment. Medication and fluid pathway sterile and nonpyrogenic in
original, unopened package with component caps in place. Do not remove
caps until ready to use.

Manufactured By: International Medication Systems, Limited
So. El Monte, CA 91733, U.S.A. An Amphastar Pharmaceutical Company
Manufacturer NDC: 76329-3302-01

Repackaged
& Distributed By:  Medical Purchasing Solutions
Scottsdale, AZ 85260
www.medicalpurchasingsolutions.com

DEXTROSE MONOHYDRATE

dextrose monohydrate injection, solution

Product Information

Product Type	HUMAN PRESCRIPTION DRUG	Item Code (Source)	NDC:71872-7282(NDC:76329- 3302)
Route of Administration	INTRAVENOUS		

Active Ingredient/Active Moiety

Ingredient Name	Basis of Strength	Strength
DEXTROSE MONOHYDRATE (UNII: LX22YL083G) (ANHYDROUS DEXTROSE - UNII:5SL0G7R0OK)	DEXTROSE MONOHYDRATE	25 g in 50 mL

Inactive Ingredients

Ingredient Name	Strength
HYDROCHLORIC ACID (UNII: QTT17582CB)	
SODIUM HYDROXIDE (UNII: 55X04QC32I)	
WATER (UNII: 059QF0K00R)	

Packaging

#	Item Code	Package Description	Marketing Start Date	Marketing End Date
1	NDC:71872-7282-1	1 in 1 BAG	03/01/2022	
1		50 mL in 1 SYRINGE; Type 2: Prefilled Drug Delivery Device/System (syringe, patch, etc.)		

Marketing Information

Marketing Category	Application Number or Monograph Citation	Marketing Start Date	Marketing End Date
ANDA	ANDA203451	11/11/2021	

Labeler - Medical Purchasing Solutions, LLC (601458529)**Establishment**

Name	Address	ID/FEI	Business Operations
Medical Purchasing Solutions, LLC		601458529	repack(71872-7282)

Revised: 10/2022

Medical Purchasing Solutions, LLC