

**ECO.KID - piperonyl butoxide shampoo**  
**Fravin Pty Ltd**

*Disclaimer: Most OTC drugs are not reviewed and approved by FDA, however they may be marketed if they comply with applicable regulations and policies. FDA has not evaluated whether this product complies.*

-----

**Active Ingredients**

**Purpose**

Piperonyl butoxide 1X	Lice and egg treatment
Pyrethrum 1X	Lice and egg treatment
(Piperonyl butoxide 20mg/g) 2%	Lice and egg treatment
(Pyrethrum 1.7mg/g) 0.17%	Lice and egg treatment

**Lice Treatment**

**Warnings**

**For external use only.**

**Do Not Use:**

- Near eyes
- Inside the nose, mouth, or vagina
- On lice in eyebrows or eyelashes.

**See a doctor if lice are present in these areas.**

**When using this product**

- Keep eyes tightly closed and protect eyes with a wash cloth or towel.
- If product gets into eyes flush with water right away
- Scalp itching and redness may occur

**Ask a doctor before use if you are**

- Allergic to ragweed. May cause breathing difficulty or an asthmatic attack.

**Stop use and ask doctor if**

- Eye irritation occurs
- Breathing difficulty occurs
- Skin or scalp irritation continues or infection occurs

**Keep out of reach of Children**

- If swallowed, get medical help or contact a Poison Control Centre right away.

**Uses** treats head lice and body lice

**Other Information**

- For more information read the enclosed Consumer Information Leaflet.
- Protect from excessive heat.

**Inactive Ingredients**

Cocos nucifera (Coconut) Oil\*, D'Limonene (Orange) Oil\*, Eucalyptus Globulus (Southern Blue Gum) Oil\*, Glycerine\*, Glycine soja (Soya Bean) Oil\*, Leptospermum petersonii

(Lemon Scented Tea Tree) Oil\*, Maurita Flexuosa Fruit (Buriti) Oil\*, Melaleuca alternifolia (Tea Tree) Oil\*, Melaleuca quinquenervia (Broad Leaf Paperbark Gum) Oil\*.

\*Ingredients from Organic Farming.

## **Directions**

- **Important: Read warnings before use**

**Adults and children 2 years and over.**

## **Inspect**

- Check each household member with a magnifying glass in bright light for lice/nits (eggs)
- Look for tiny nits near scalp, beginning at back of back and behind ears
- Examine small sections of hair at a time
- Unlike dandruff which moves when touched, nits stick to the hair
- If either lice or nits are found, treat with this product


## **Treat**

- Apply thoroughly to dry hair or other affected area. For head lice, first apply behind ears and to back of neck.
- Allow product to remain for 10 minutes, but no longer
- Wash area thoroughly with warm water and soap or shampoo
- For head lice, towel dry hair and comb out tangles.

## **Remove lice and their eggs (nits)**

- Use a fine-tooth or special lice/nit comb. Remove any remaining nits by hand using a throw-away glove).
- Hair should remain slightly damp while removing nits
- If hair dries during combing, dampen slightly with water
- For head lice, part hair into sections. Do one section at a time starting on top of head. Longer hair may take 1 to 2 hours.
- Lift a 1- to 2-inch wide strand of hair. Place comb as close to scalp as possible and comb with a firm, even motion away from scalp.
- Pin back each strand of hair after combing
- Clean comb often. Wipe nits away with tissue and discard in a plastic bag. Seal bag and discard to prevent lice from coming back.
- After combing, thoroughly recheck for lice/nits. Repeat combing if necessary.
- Check daily for any lice/nits that you missed.
- A second treatment must be done in 7 to 10 days to kill any newly hatched lice.
- If infestation continues, see a doctor for other treatments.

Children under 2 years: **ask a doctor.**



**DRUG FACTS**

Active Ingredients	Purpose
Piperonyl butoxide 1X	Lice & egg treatment
Pyrethrum 1X	Lice & egg treatment
(Phencyperonyl butoxide 20mg/g) 2%	Lice & egg treatment
(Phenothrin 1.2mg/g) 0.13%	Lice & egg treatment

**Uses:** treats head lice and body lice

**Warnings:**  
**For external use only. Do not use:**  
 • Near eyes • Inside the nose, mouth or cavity • On lice in eyebrows or eyelashes.  
**See a doctor if lice are present in these areas.**

**When using this product:**  
 • Keep eyes tightly closed and protect eyes with a wash cloth or towel.  
 • If product gets into eyes flush with water right away  
 • Itchy itching and redness may occur

**Ask a doctor before use if you are:**  
 • Allergic to Ragweed.  
 May cause breathing difficulty or an asthmatic attack.

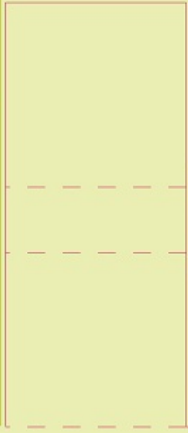
**Stop use and ask doctor if:**  
 • Eye irritation occurs • Swallowing difficulty occurs  
 • Skin or scalp irritation continues or infection occurs

**Keep out of reach of Children**  
 • If swallowed, get medical help or contact a Poison Control Centre right away.

**Directions:**  
 • **Important: Read warnings before use**  
**Adults and children 2 years and over.**  
**Inspect**  
 • Check each household member with a magnifying glass in bright light for lice/nits (eggs)  
 • Look for tiny nits near scalp, beginning at back of head and behind ears  
 • Examine small sections of hair at a time  
 • Unlike dandruff which moves when touched, nits stick to the hair  
 • If either lice or nits are found, treat with this product  
**Treat**  
 • Apply thoroughly to dry hair or other affected area. For head lice, first apply behind ears and to back of neck.  
 • Allow product to remain for 10 minutes, but no longer  
 • Wash area thoroughly with warm water and soap or shampoo  
 • For head lice, towel dry hair and comb out tangles.  
**Remove lice and their eggs (nits)**  
 • Use a fine-tooth or special lice/nit comb. Remove any remaining nits by hand using a thumb-away glove.  
 • Hair should remain slightly damp while removing nits  
 • If hair dries during combing, dampen slightly with water  
 • For head lice, part hair into sections. Do one section at a time starting on top of head. Longer hair may take 1 to 2 hours.  
 • Lift a 1- to 2-inch wide strand of hair. Place comb as close to scalp as possible and comb with a firm, even motion away from scalp.  
 • Do back each strand of hair after combing  
 • Clean comb often. Wipe nits away with tissue and discard in a plastic bag. Seal bag and discard to prevent lice from coming back.  
 • After combing, thoroughly check for lice/nits. Repeat combing if necessary.  
 • Check daily for any lice/nits that you missed  
 • A second treatment must be done in 7 to 10 days to kill any newly hatched lice.  
 • If infestation continues, see a doctor for other treatments.  
**Children under 2 years: ask a doctor.**

**Other information**  
 • For more information read the enclosed Consumer Information Leaflet.  
 • Protect from excessive heat.

**Inactive Ingredients**  
 Cocos nucifera (Coconut) Oil\*, DLimonene (Orange) Oil\*, Escalyptris Globulus (Southern Blue Gum) Oil\*, Glycoline\*, Glycine soja (Soya Bean) Oil\*, Leptospermum petersenii (Lemon Scented Tea Tree) Oil\*, Muzaita Feroosa Fruit (Burr) Oil\*, Melaleuca alternifolia (Tea Tree) Oil\*, Melaleuca quinquenervia (Broad Leaf Paperbark Gum) Oil\*.  
 \*Ingredients from Organic Farming.



**eco.kid organics for kids**

**Lice Bomb Lice Treatment**

1 x 2fl.oz. eco.kid Lice Bomb  
 1 x eco.kid Lice Comb

**Caring for your kids with plants**  
 • Treats Lice and their eggs  
 • Free from harmful pesticides  
 • Safe for repeat use  
 • Pure fragrant fumes  
 • Easy Combing

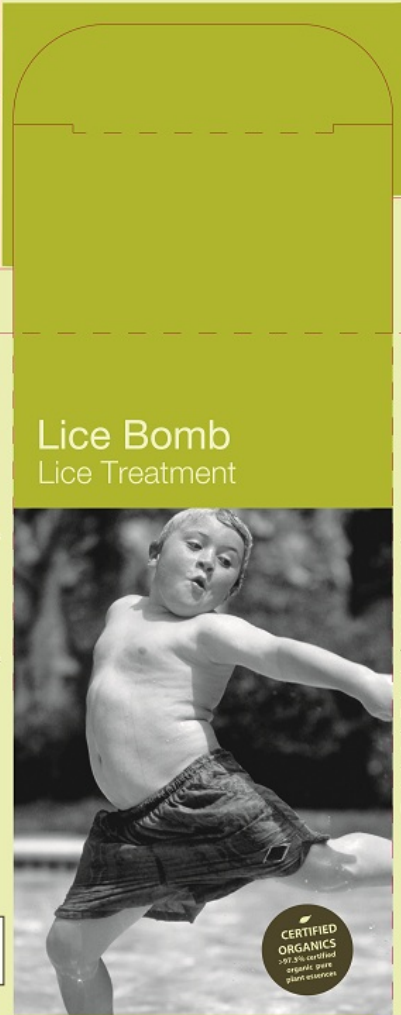
"Essential oils are Mother Nature's perfectly tool in our defence against head lice... pure, safe natural and non-toxic."

**Peter Francis**  
 Formulator, Trichologist and World Master Hairdresser,

**DOES NOT CONTAIN:**  
 • Artificial Pesticides  
 • Genetically Modified Ingredients  
 • Silicones or Mineral oils  
 • Preservatives or Fragrance  
 • Propylene Glycol or Sulphates  
 • Parabens or traces of nuts

**Questions?**  
 ☎ 1-888-597-5647 or  
 info@ecokidorganics.com  
 www.ecokidorganics.com

76479-4403-1



**eco.kid organics for kids**

**Lice Bomb Lice Treatment**

1 x 2fl.oz. eco.kid Lice Bomb  
 1 x eco.kid Lice Comb


**Caring for your kids with plants**  
 • Treats Lice and their eggs  
 • Free from harmful pesticides  
 • Safe for repeat use  
 • Pure fragrant fumes  
 • Easy Combing

Treat Lice and their eggs in one easy and healthy step.  
 Apply Lice Bomb advanced Head Lice Oils in accordance with the directions. Use the nit comb supplied to detect lice or for optimal removal of dead lice and eggs.

Not tested on animals.

Manufactured by Fravin Pty. Ltd.  
 Level 5, 12 Gilles St.  
 Adelaide,  
 South Australia  
 5007.

www.ecokidorganics.com



**ECO.KID**  
 piperonyl butoxide shampoo

**Product Information**

<b>Product Type</b>	HUMAN OTC DRUG	<b>Item Code (Source)</b>	NDC:76479-4403
<b>Route of Administration</b>	TOPICAL		

**Active Ingredient/Active Moiety**

<b>Ingredient Name</b>	<b>Basis of Strength</b>	<b>Strength</b>
<b>PIPERONYL BUTOXIDE</b> (UNII: LWK91TU9AH) (PIPERONYL BUTOXIDE - UNII:LWK91TU9AH)	PIPERONYL BUTOXIDE	2 mL in 100 mL
<b>PYRETHRUM EXTRACT</b> (UNII: ZUM06L90GV) (PYRETHRUM EXTRACT - UNII:ZUM06L90GV)	PYRETHRUM EXTRACT	0.17 mL in 100 mL

**Inactive Ingredients**

<b>Ingredient Name</b>	<b>Strength</b>
<b>COCONUT OIL</b> (UNII: Q9L0O73W7L)	
<b>ORANGE OIL</b> (UNII: AKN3KSD11B)	
<b>EUCALYPTUS OIL</b> (UNII: 2R04ONI662)	
<b>GLYCERIN</b> (UNII: PDC6A3C0OX)	
<b>SOYBEAN OIL</b> (UNII: 241ATL177A)	
<b>LEPTOSPERMUM PETERSONII LEAF OIL</b> (UNII: N37UWG52T3)	
<b>MAURITIA FLEXUOSA FRUIT OIL</b> (UNII: 48H19MS04L)	
<b>TEA TREE OIL</b> (UNII: VIF565UC2G)	
<b>MELALEUCA QUINQUENERVIA LEAF OIL</b> (UNII: 22K2F1YSHD)	

**Packaging**

<b>#</b>	<b>Item Code</b>	<b>Package Description</b>	<b>Marketing Start Date</b>	<b>Marketing End Date</b>
1	NDC:76479-4403-1	1 in 1 CARTON		
1		59 mL in 1 BOTTLE		

**Marketing Information**

<b>Marketing Category</b>	<b>Application Number or Monograph Citation</b>	<b>Marketing Start Date</b>	<b>Marketing End Date</b>
OTC monograph final	part358G	10/01/2011	

**Labeler** - Fravin Pty Ltd (752587444)**Establishment**

<b>Name</b>	<b>Address</b>	<b>ID/FEI</b>	<b>Business Operations</b>
Fravin Pty Ltd		752587444	manufacture