

HYDROCORTISONE ACETATE, IODOQUINOL- hydrocortisone acetate, iodoquinol cream
KMM Pharmaceuticals, LLC

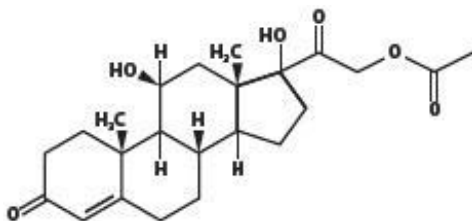
Disclaimer: This drug has not been found by FDA to be safe and effective, and this labeling has not been approved by FDA. For further information about unapproved drugs, click here.

Hydrocortisone Acetate 1.9% & Iodoquinol 1% Cream with aloe

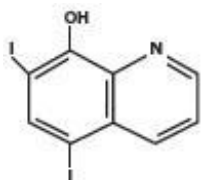
DESCRIPTION:

Each gram contains 19 mg of hydrocortisone acetate and 10 mg iodoquinol in a vehicle consisting of: aloe vera powder, amino methylpropanol 95%, benzyl alcohol, carbomer, citric acid anhydrous, D&C yellow #10, FD&C blue #1, glycerin, glyceryl polymethacrylate, magnesium aluminum silicate, palmitoyl oligopeptide, PPG-20 methyl glucose ether, propylene glycol, purified water and SD Alcohol 40B.

Hydrocortisone acetate is an anti-inflammatory and antipruritic agent. Chemically, hydrocortisone acetate is [Pregn-4-ene-3, 20-dione, 21-(acetyloxy)-11, 17-dihydroxy-, (11-β)-] with the molecular formula (C₂₃H₃₂O₆) and is represented by the following structural formula:



Iodoquinol is an antifungal and antibacterial agent. Chemically, Iodoquinol is [5,7-diiodo-8-quinolinol] with the molecular formula (C₉H₅I₂NO) and is represented by the following structural formula:



CLINICAL PHARMACOLOGY:

Hydrocortisone acetate has anti-inflammatory, antipruritic and vasoconstrictive properties. While the mechanism of anti-inflammatory activity is unclear, there is evidence to suggest that a recognizable correlation exists between vasoconstrictor potency and therapeutic efficacy in humans. Iodoquinol has both antifungal and antibacterial properties.

Pharmacokinetics: The extent of percutaneous absorption of topical steroids is determined by many factors including the vehicle, the integrity of the epidermal barrier and the use of occlusive dressings. Hydrocortisone acetate can be absorbed from

normal intact skin. Inflammation and/or other inflammatory disease processes in the skin increase percutaneous absorption. Occlusive dressings substantially increase the percutaneous absorption of topical corticosteroids. Once absorbed through the skin, hydrocortisone acetate is metabolized in the liver and most body tissue to hydrogenated and degraded forms such as tetrahydrocortisone and tetrahydrocortisol. These are excreted in the urine, mainly conjugated as glucuronides, together with a very small proportion of unchanged hydrocortisone acetate. There are no data available regarding the percutaneous absorption of iodoquinol; however, following oral administration, 3-5% of the dose was recovered in the urine as a glucuronide.

INDICATIONS:

Based on a review of a related drug by the National Research Council and subsequent FDA classification for that drug, the indications are as follows: "Possibly" Effective: Contact or atopic dermatitis; impetiginized eczema; nummular eczema; endogenous chronic infectious dermatitis; stasis dermatitis; pyoderma; nuchal eczema and chronic eczematoid otitis externa; acne urticata; localized or disseminated neurodermatitis; lichen simplex chronicus; anogenital pruritus (vulvae, scroti, ani); folliculitis; bacterial dermatoses; mycotic dermatoses such as tinea (capitis, cruris, corporis, pedis); moniliasis; intertrigo. Final classification of the less-than-effective indications requires further investigation.

CONTRAINDICATIONS:

This product is contraindicated in persons with known or suspected hypersensitivity to any of the ingredients of the product.

WARNINGS: KEEP OUT OF REACH OF CHILDREN.

PRECAUTIONS: FOR EXTERNAL USE ONLY. NOT FOR OPHTHALMIC USE.

Avoid contact with eyes, lips and mucous membranes.

Information for Patients: If irritation develops, the use of this product should be discontinued and appropriate therapy instituted. Staining of the skin, hair and fabrics may occur. Not intended for use on infants or under diapers or occlusive dressings. If extensive areas are treated or if the occlusive dressing technique is used, the possibility exists of increased systemic absorption of the corticosteroid, and suitable precautions should be taken. Children may absorb proportionally larger amounts of topical corticosteroids and thus be more susceptible to systemic toxicity. Parents of pediatric patients should be advised not to use tight-fitting diapers or plastic pants on a child being treated in the diaper area, as these garments may constitute occlusive dressings.

Iodoquinol may be absorbed through the skin and interfere with thyroid function tests. If such tests are contemplated, wait at least one month after discontinuance of therapy to perform these tests. The ferric chloride test for phenylketonuria (PKU) can yield a false positive result if iodoquinol is present in the diaper or urine. Prolonged use may result in overgrowth of non-susceptible organisms requiring appropriate therapy.

Carcinogenesis, Mutagenesis and Impairment of Fertility: Long-term animal

studies for carcinogenic potential have not been performed on this product to date. In vitro studies to determine mutagenicity with hydrocortisone have revealed negative results. Mutagenicity studies have not been performed with iodoquinol.

Pregnancy: *Category C.* Animal reproduction studies have not been conducted with this product. It is also not known whether this product can affect reproduction capacity or cause fetal harm when administered to a pregnant woman. This product should be used by a pregnant woman only if clearly needed or when potential benefits outweigh potential hazards to the fetus.

Nursing Mothers: It is not known whether this drug is excreted in human milk. Because many drugs are excreted in human milk, caution should be exercised when this product is administered to a nursing woman.

Pediatric Use: Safety and effectiveness in pediatric patients under the age of 12 have not been established.

ADVERSE REACTIONS:

The following local adverse reactions are reported infrequently with topical corticosteroids. These reactions are listed in an approximate decreasing order of occurrence: burning, itching, irritation, dryness, folliculitis, hypertrichosis, acneiform eruptions, hypopigmentation, perioral dermatitis, allergic contact dermatitis, maceration of the skin, secondary infections, skin atrophy, striae and miliaria.

DOSAGE AND ADMINISTRATION:

Apply to affected area(s) three to four times per day or as directed by a physician.

STORAGE:

Store at 20°C to 25°C (68°F to 77°F), excursions permitted between 15°C to 30°C (between 59°F to 86°F). Brief exposure to temperatures up to 40°C (104°F) may be tolerated provided the mean kinetic temperature does not exceed 25°C (77°F); however, such exposure should be minimized.

NOTICE: Protect from freezing and excessive heat.

HOW SUPPLIED:

This product is supplied in the following size(s):

Carton, **NDC** 52187-551-30, containing 30 sachets (Net Wt. 2 g each). Each sachet is a unit of use - discard after opening.

To report a serious adverse event or obtain product information, call 1-855-899-4237.

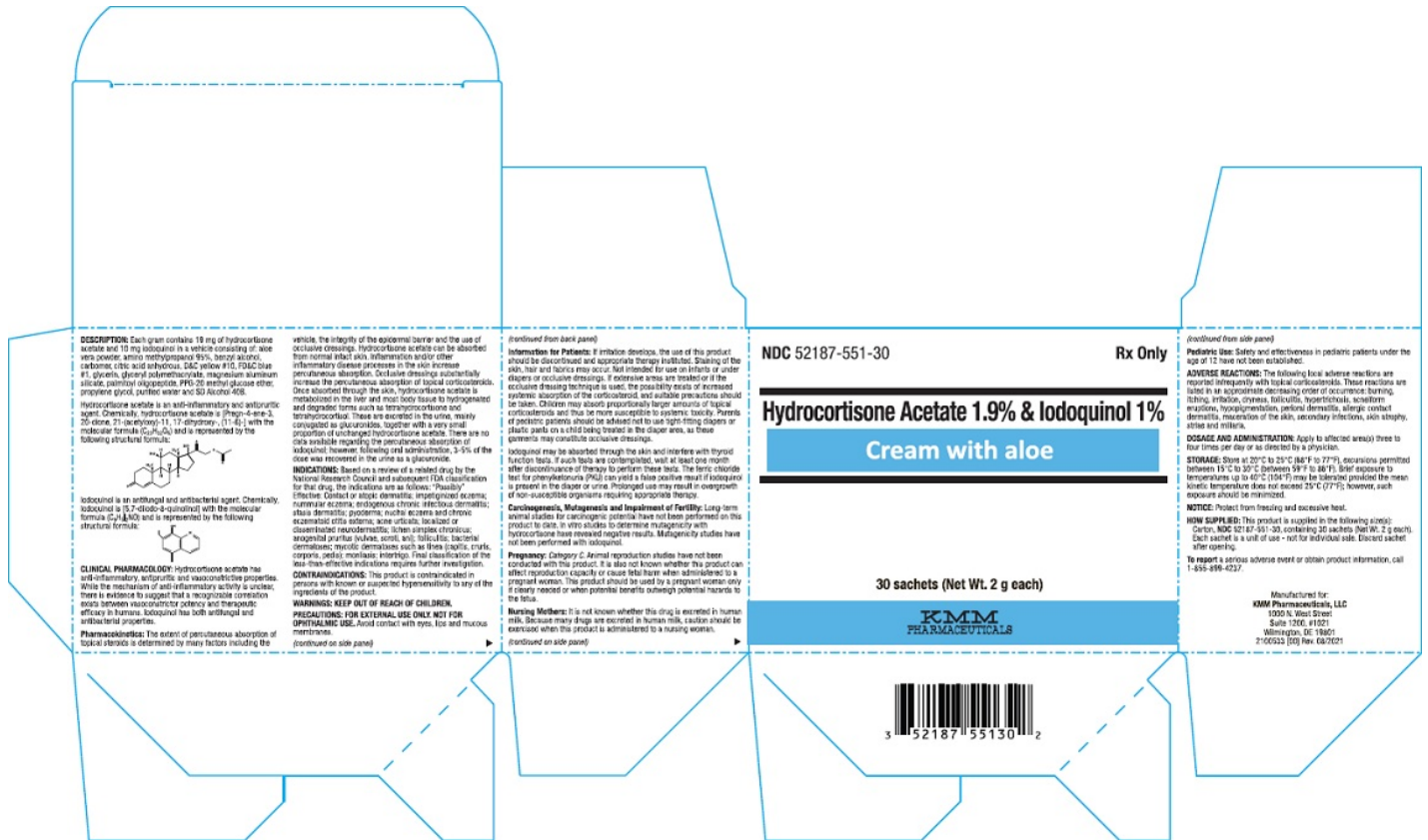
Manufactured for:

KMM Pharmaceuticals, LLC

1000 N. West Street

Suite 1200, #1021

Wilmington, DE 19801



HYDROCORTISONE ACETATE, IODOQUINOL

hydrocortisone acetate, iodoquinol cream

Product Information

Product Type	HUMAN PRESCRIPTION DRUG	Item Code (Source)	NDC:52187-551
Route of Administration	TOPICAL		

Active Ingredient/Active Moiety

Ingredient Name	Basis of Strength	Strength
HYDROCORTISONE ACETATE (UNII: 3X7931P074) (HYDROCORTISONE - UNII: M4XOX7BPJ)	HYDROCORTISONE ACETATE	19 mg in 1 g
IDOQUINOL (UNII: 63W71E88K8) (IDOQUINOL - UNII: 63W71E88K8)	IDOQUINOL	10 mg in 1 g

Inactive Ingredients

Ingredient Name	Strength
ALOE VERA LEAF (UNII: ZY81Z83H0X)	

Product Characteristics

Color	green	Score	
Shape		Size	

Flavor		Imprint Code		
Contains				
Packaging				
#	Item Code	Package Description	Marketing Start Date	Marketing End Date
1	NDC:52187-551-30	30 in 1 CARTON	02/28/2022	
1		2 g in 1 PACKET; Type 0: Not a Combination Product		
Marketing Information				
Marketing Category	Application Number or Monograph Citation	Marketing Start Date	Marketing End Date	
unapproved drug other		02/28/2022		

Labeler - KMM Pharmaceuticals, LLC (078521761)

Revised: 2/2022

KMM Pharmaceuticals, LLC