

ACYCLOVIR - acyclovir ointment

Macleods Pharmaceuticals Limited

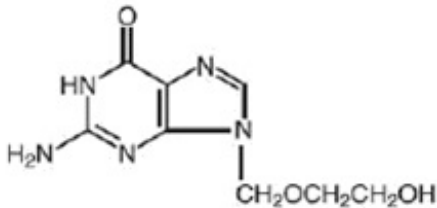
PRESCRIBING INFORMATION

Acyclovir Ointment USP, 5%

DESCRIPTION

Acyclovir USP is a synthetic nucleoside analogue active against herpes viruses. Acyclovir Ointment USP, 5% is a formulation for topical administration. Each gram of Acyclovir Ointment USP, 5% contains 50 mg of acyclovir, USP in a polyethylene glycol (PEG) base.

Acyclovir, USP is a white, crystalline powder with the molecular formula $C_8H_{11}N_5O_3$ and a molecular weight of 225. The maximum solubility in water at 37°C is 2.5 mg/mL. The pKa's of acyclovir are 2.27 and 9.25. The chemical name of acyclovir is 2-amino-1,9-dihydro-9-[(2-hydroxyethoxy)methyl]-6H-purin-6-one; it has the following structural formula:



VIROLOGY

Mechanism of Antiviral Action: Acyclovir is a synthetic purine nucleoside analogue with in vitro and in vivo inhibitory activity against herpes simplex virus types 1 (HSV-1), 2 (HSV-2), and varicella zoster virus (VZV).

The inhibitory activity of acyclovir is highly selective due to its affinity for the enzyme thymidine kinase (TK) encoded by HSV and VZV. This viral enzyme converts acyclovir into acyclovir monophosphate, a nucleotide analogue. The monophosphate is further converted into diphosphate by cellular guanylate kinase and into triphosphate by a number of cellular enzymes. In vitro, acyclovir triphosphate stops replication of herpes viral DNA. This is accomplished in three ways: 1) competitive inhibition of viral DNA polymerase, 2) incorporation into and termination of the growing viral DNA chain, and 3) inactivation of the viral DNA polymerase. The greater antiviral activity of acyclovir against HSV compared to VZV is due to its more efficient phosphorylation by the viral TK.

Antiviral Activities: The quantitative relationship between the in vitro susceptibility of herpes viruses to antivirals and the clinical response to therapy has not been established in humans, and virus sensitivity testing has not been standardized. Sensitivity testing results, expressed as the concentration of drug required to inhibit by 50% the growth of virus in cell culture (IC₅₀), vary greatly depending upon a number of factors. Using plaque-reduction assays, the IC₅₀ against HSV isolates ranges from 0.02 to 13.5 mcg/mL for HSV-1 and from 0.01 to 9.9 mcg/mL for HSV-2. The IC₅₀ for acyclovir against most laboratory strains and clinical isolates of VZV ranges from 0.12 to 10.8 mcg/mL. Acyclovir also demonstrates activity against the Oka vaccine strain of VZV with a mean IC₅₀ of 1.35 mcg/mL.

Drug Resistance: Resistance of HSV and VZV to acyclovir can result from qualitative and quantitative changes in the viral TK and/or DNA polymerase. Clinical isolates of HSV and VZV with reduced susceptibility to acyclovir have been recovered from immunocompromised patients, especially with advanced HIV infection. While most of the acyclovir-resistant mutants isolated thus far from immunocompromised patients have been found to be TK-deficient mutants, other mutants involving the viral TK gene (TK partial and TK altered) and DNA polymerase have been isolated. TK-negative mutants may cause severe disease in infants and immunocompromised adults. The possibility of viral resistance to acyclovir should be considered in patients who show poor clinical response during therapy.

CLINICAL PHARMACOLOGY

Two clinical pharmacology studies were performed with acyclovir ointment 5% in immunocompromised adults at risk of developing mucocutaneous HSV infections or with localized varicella-zoster infections. These studies were designed to evaluate the dermal tolerance, systemic toxicity, and percutaneous absorption of acyclovir. In one of these studies, which included 16 inpatients, the complete ointment or its vehicle were randomly administered in a dose of 1-cm strips (25 mg acyclovir) 4 times a day for 7 days to an intact skin surface area of 4.5 square inches. No local intolerance, systemic toxicity, or contact dermatitis were observed. In addition, no drug was detected in blood and urine by radioimmunoassay (sensitivity, 0.01 mcg/mL). The other study included 11 patients with localized varicella zoster infections. In this uncontrolled study, acyclovir was detected in the blood of 9 patients and in the urine of all patients tested. Acyclovir levels in plasma ranged from <0.01 to 0.28 mcg/mL in 8 patients with normal renal function, and from <0.01 to 0.78 mcg/mL in one patient with impaired renal function. Acyclovir excreted in the urine ranged from <0.02% to 9.4% of the daily dose. Therefore, systemic absorption of acyclovir after topical application is minimal.

CLINICAL TRIALS

In clinical trials of initial genital herpes infections, acyclovir ointment 5% has shown a decrease in healing time and, in some cases, a decrease in duration of viral shedding and duration of pain. In studies in immunocompromised patients primarily with herpes labialis, there was a decrease in duration of viral shedding and a slight decrease in duration of pain.

In studies of recurrent genital herpes and of herpes labialis in non-immunocompromised patients, there was no evidence of clinical benefit; there was some decrease in duration of viral shedding.

INDICATIONS & USAGE

Acyclovir Ointment 5% is indicated in the management of initial genital herpes and in limited non-life threatening mucocutaneous HSV infections in immunocompromised patients.

CONTRAINDICATIONS

Acyclovir Ointment 5% is contraindicated in patients who develop hypersensitivity to the components of the formulation.

WARNINGS

Acyclovir Ointment 5% is intended for cutaneous use only and should not be used in the eye.

PRECAUTIONS

General: The recommended dosage, frequency of applications, and length of treatment should not be exceeded (see DOSAGE AND ADMINISTRATION). There are no data to support the use of acyclovir ointment 5% to prevent transmission of infection to other persons or prevent recurrent infections when applied in the absence of signs and symptoms. Acyclovir ointment 5% should not be used for the prevention of recurrent HSV infections. Although clinically significant viral resistance associated with the use of acyclovir ointment 5% has not been observed, this possibility exists.

Drug Interactions: Clinical experience has identified no interactions resulting from topical or systemic administration of other drugs concomitantly with acyclovir ointment 5%.

Carcinogenesis, Mutagenesis, Impairment of Fertility: Systemic exposure following topical administration of acyclovir is minimal. Dermal carcinogenicity studies were not conducted. Results from the studies of carcinogenesis, mutagenesis, and fertility are not included in the full prescribing information for acyclovir ointment 5% due to the minimal exposures of acyclovir that result from dermal application. Information on these studies is available in the full prescribing information for Acyclovir Capsules, Tablets, and Suspension and Acyclovir for Injection.

Pregnancy: Teratogenic Effects: Acyclovir was not teratogenic in the mouse, rabbit, or rat at exposures greatly in excess of human exposure. There are no adequate and well-controlled studies of systemic acyclovir in pregnant women. A prospective

epidemiologic registry of acyclovir use during pregnancy was established in 1984 and completed in April 1999. There were 749 pregnancies followed in women exposed to systemic acyclovir during the first trimester of pregnancy resulting in 756 outcomes. The occurrence rate of birth defects approximates that found in the general population. However, the small size of the registry is insufficient to evaluate the risk for less common defects or to permit reliable or definitive conclusions regarding the safety of acyclovir in pregnant women and their developing fetuses. Systemic acyclovir should be used during pregnancy only if the potential benefit justifies the potential risk to the fetus.

Nursing Mothers: It is not known whether topically applied acyclovir is excreted in breast milk.

Systemic exposure following topical administration is minimal. After oral administration of acyclovir, acyclovir concentrations have been documented in breast milk in two women and ranged from 0.6 to 4.1 times the corresponding plasma levels. These concentrations would potentially expose the nursing infant to a dose of acyclovir up to 0.3 mg/kg/day. Nursing mothers who have active herpetic lesions near or on the breast should avoid nursing.

Geriatric Use: Clinical studies of acyclovir ointment did not include sufficient numbers of subjects aged 65 and over to determine whether they respond differently from younger subjects. Other reported clinical experience has not identified differences in responses between the elderly and younger patients. Systemic absorption of acyclovir after topical administration is minimal (see CLINICAL PHARMACOLOGY).

Pediatric Use: Safety and effectiveness in pediatric patients have not been established.

ADVERSE REACTIONS

In the controlled clinical trials, mild pain (including transient burning and stinging) was reported by about 30% of patients in both the active and placebo arms; treatment was discontinued in two of these patients. Local pruritus occurred in 4% of these patients. In all studies, there was no significant difference between the drug and placebo group in the rate or type of reported adverse reactions nor were there any differences in abnormal clinical laboratory findings.

Observed During Clinical Practice: Based on clinical practice experience in patients treated with acyclovir ointment in the U.S., spontaneously reported adverse events are uncommon. Data are insufficient to support an estimate of their incidence or to establish causation. These events may also occur as part of the underlying disease process. Voluntary reports of adverse events that have been received since market introduction include:

General: Edema and/or pain at the application site.

Skin: Pruritus, rash.

To report SUSPECTED ADVERSE REACTIONS, contact Macleods Pharma USA, Inc., at 1-888-943-3210 or 1-855-926-3384 or FDA at 1-800-FDA-1088 or www.fda.gov/medwatch

OVERDOSAGE

Overdosage by topical application of acyclovir ointment 5% is unlikely because of limited transcutaneous absorption (see CLINICAL PHARMACOLOGY).

DOSAGE AND ADMINISTRATION

Apply sufficient quantity to adequately cover all lesions every 3 hours, 6 times per day for 7 days. The dose size per application will vary depending upon the total lesion area but should approximate a one half inch ribbon of ointment per 4 square inches of surface area. A finger cot or rubber glove should be used when applying acyclovir to prevent autoinoculation of other body sites and transmission of infection to other persons. Therapy should be initiated as early as possible following onset of signs and symptoms.

HOW SUPPLIED

Each gram of acyclovir ointment USP, 5% contains 50 mg acyclovir, USP in a polyethylene glycol base. It is supplied as follows:

15 g tubes NDC 33342-439-15

30 g tubes NDC 33342-439-30

Store at 20° to 25°C (68° to 77°F); excursions permitted between 15° to 30°C (59° to 86°F) [See USP Controlled Room Temperature].

Store in a dry place.

Manufactured for:

Macleods Pharma USA, Inc.
Princeton, NJ 08540

Manufacturer:

Macleods Pharmaceuticals Limited
At Oxalis Labs
Baddi, Himachal Pradesh, INDIA

Rev. 05/2021

PM00256302

PACKAGE LABEL.PRINCIPAL DISPLAY PANEL

Acyclovir Topical Ointment USP, 5%
Pack Type: 30 gms Tube label
NDC: 33342-439-30

MACLEODS
Pharma USA
NDC 33342-439-30
Acyclovir Ointment USP,
5%
For Cutaneous Use Only NET WT 30 grams

Each gram contains:
50 mg acyclovir, USP in a polyethylene glycol base.
USUAL DOSAGE: Apply 6 times a day (every 3 hours)
for 7 days. See prescribing information for dosage information.
Store at 20° to 25°C (68° to 77°F); excursions permitted
between 15° to 30°C (59° to 86°F) [See USP Controlled
Room Temperature]. Store in a dry place.

MACLEODS
Manufactured for :
Macleods Pharma USA, Inc.
Princeton, NJ 08540

Manufacturer :
Macleods Pharmaceuticals Ltd.
At Oxalis Labs
Baddi, Himachal Pradesh, INDIA

Code No. :
HP/DRUGS/12/665

See crimp of tube for
LOT and Exp. Date

PM00256002

Acyclovir Topical Ointment USP, 5%
Pack Type: 30 gms Carton label
NDC: 33342-439-30



Acyclovir Topical Ointment USP, 5%
 Pack Type: 15 gms Tube label
 NDC: 33342-439-15



MACLEODS
Pharma USA
NDC 33342-439-15

Acyclovir Ointment USP,

5%

R_x Only For Cutaneous Use Only NET WT 15 grams


Each gram contains:
50 mg acyclovir, USP in a polyethylene glycol base.

USUAL DOSAGE: Apply 6 times a day (every 3 hours) for 7 days. See prescribing information for dosage information.

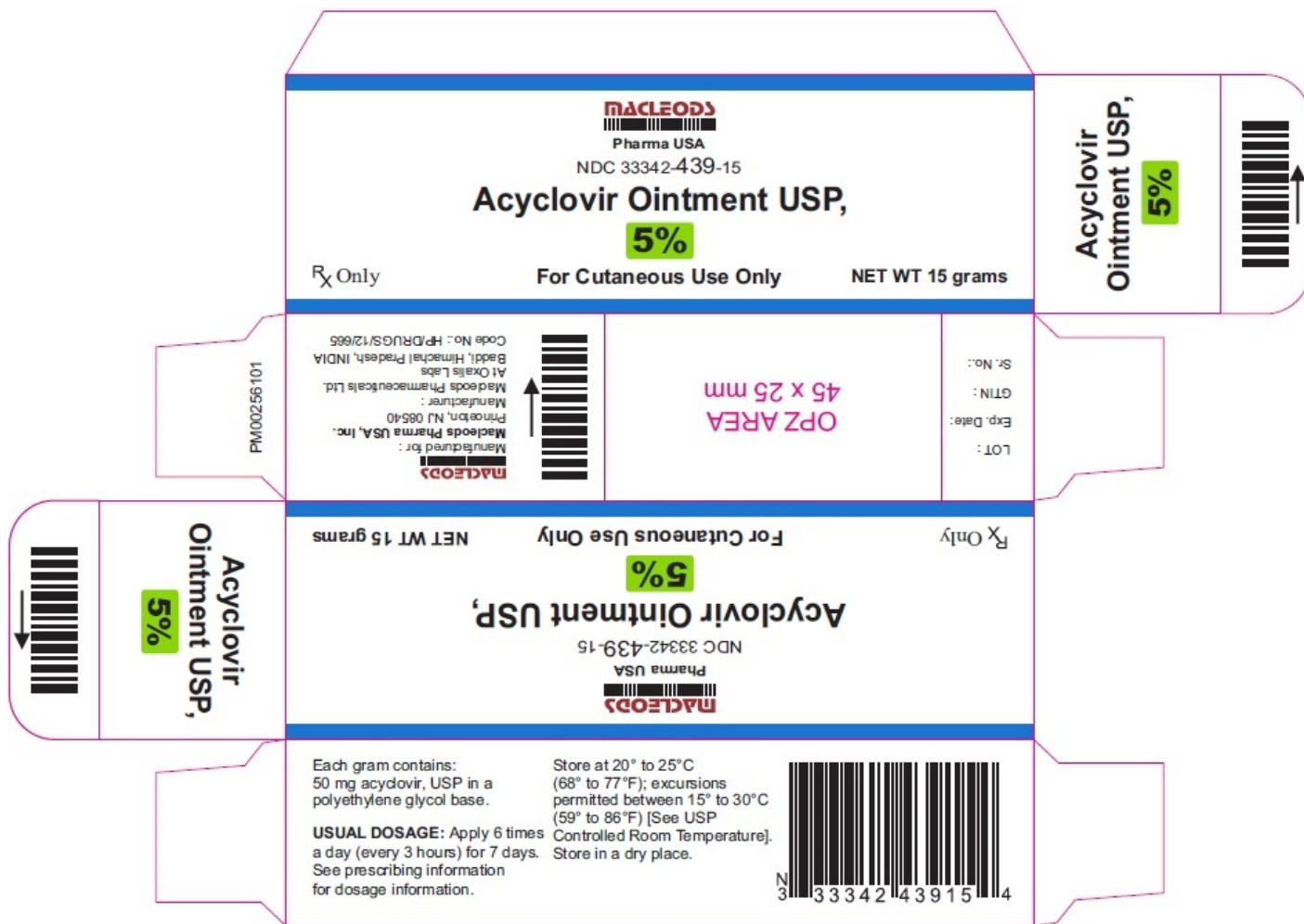
Store at 20° to 25°C (68° to 77°F); excursions permitted between 15° to 30°C (59° to 86°F) [See USP Controlled Room Temperature]. Store in a dry place.

MACLEODS Manufacturer :
Manufactured for : Macleods Pharmaceuticals Ltd.
Macleods Pharma USA, Inc. At Oxalis Labs
Princeton, NJ 08540 Baddi, Himachal Pradesh, INDIA PM00255901

Code No.: HP/DRUGS/12/665
See crimp of tube for LOT and EXP. Date →



Acyclovir Topical Ointment USP, 5%
Pack Type: 15 gms Carton label
NDC: 33342-439-15



ACYCLOVIR

acyclovir ointment

Product Information

Product Type	HUMAN PRESCRIPTION DRUG	Item Code (Source)	NDC:33342-439
Route of Administration	TOPICAL		

Active Ingredient/Active Moiety

Ingredient Name	Basis of Strength	Strength
ACYCLOVIR (UNII: X4HES1O11F) (ACYCLOVIR - UNII:X4HES1O11F)	ACYCLOVIR	50 mg in 1 g

Inactive Ingredients

Ingredient Name	Strength
POLYETHYLENE GLYCOL, UNSPECIFIED (UNII: 3WJQ0SDW1A)	

Product Characteristics

Color	WHITE (white to off-white)	Score	
--------------	----------------------------	--------------	--

Shape		Size	
Flavor		Imprint Code	
Contains			

Packaging

#	Item Code	Package Description	Marketing Start Date	Marketing End Date
1	NDC:33342-439-30	1 in 1 CARTON	08/13/2018	
1		30 g in 1 TUBE; Type 0: Not a Combination Product		
2	NDC:33342-439-15	1 in 1 CARTON	08/05/2021	
2		15 g in 1 TUBE; Type 0: Not a Combination Product		

Marketing Information

Marketing Category	Application Number or Monograph Citation	Marketing Start Date	Marketing End Date
ANDA	ANDA212444	08/13/2018	

Labeler - Macleods Pharmaceuticals Limited (862128535)

Establishment

Name	Address	ID/FEI	Business Operations
OXALIS LABS		860120472	ANALYSIS(33342-439) , LABEL(33342-439) , MANUFACTURE(33342-439) , PACK(33342-439)

Revised: 8/2021

Macleods Pharmaceuticals Limited