

DESONIDE- desonide lotion
Alembic Pharmaceuticals Limited

Desonide Lotion, 0.05%

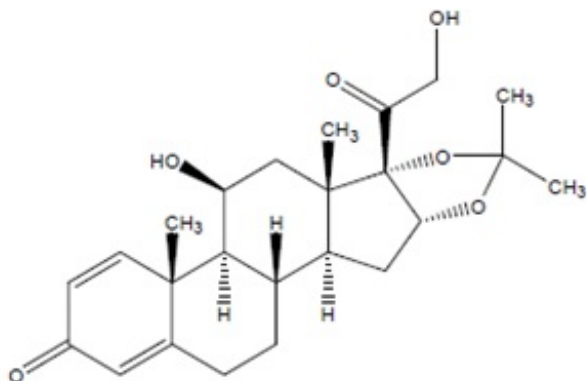
Rx only

For Dermatologic Use Only.
Not for Ophthalmic Use.

DESCRIPTION

Desonide Lotion, 0.05% contain desonide, USP (Pregna-1,4-diene-3,20-dione,11,21-dihydroxy-16,17 [(1-methylethylidene) bis (oxy)]- (11 β ,16 α)- a synthetic nonfluorinated corticosteroid for topical dermatologic use. The corticosteroids constitute a class of primarily synthetic steroids used topically as anti-inflammatory and anti-pruritic agents.

Chemically, desonide, USP is C₂₄H₃₂O₆. It has the following structural formula:



Desonide, USP has the molecular weight of 416.51. It is a white to almost white crystalline powder which is practically insoluble in water, sparingly soluble in ethanol and in acetone, soluble in chloroform.

Each gram of desonide lotion, 0.05% contains 0.5 mg of desonide, USP in a base of cetyl alcohol, edetate disodium, glyceryl stearate SE, light mineral oil, methylparaben, propylene glycol, propylparaben, purified water, sodium lauryl sulfate, sorbitan monostearate, and stearyl alcohol. May contain citric acid and/or sodium hydroxide for pH adjustment.

CLINICAL PHARMACOLOGY

Like other topical corticosteroids, desonide has anti-inflammatory, antipruritic, and vasoconstrictive properties. The mechanism of the anti-inflammatory activity of the topical steroids, in general, is unclear. However, corticosteroids are thought to act by the induction of phospholipase A₂ inhibitory proteins, collectively called lipocortins. It is postulated that these proteins control the biosynthesis of potent mediators of

inflammation such as prostaglandins and leukotrienes by inhibiting the release of their common precursor arachidonic acid. Arachidonic acid is released from membrane phospholipids by phospholipase A₂.

Pharmacokinetics

The extent of percutaneous absorption of topical corticosteroids is determined by many factors including the vehicle and the integrity of the epidermal barrier. Occlusive dressing with hydrocortisone for up to 24 hours have not been demonstrated to increase penetration; however, occlusion of hydrocortisone for 96 hours markedly enhances penetration. Topical corticosteroids can be absorbed from normal intact skin. Inflammation and/or other disease processes in the skin may increase percutaneous absorption.

Studies performed with desonide lotion indicate that they are in the low to medium range of potency as compared with other topical corticosteroids.

INDICATIONS AND USAGE

Desonide lotion is a low to medium potency corticosteroid indicated for the relief of the inflammatory and pruritic manifestations of corticosteroid responsive dermatoses.

CONTRAINDICATIONS

Desonide lotion is contraindicated in those patients with a history of hypersensitivity to any of the components of the preparations.

PRECAUTIONS

General

Systemic absorption of topical corticosteroids can produce reversible hypothalamic-pituitary-adrenal (HPA) axis suppression with the potential for glucocorticosteroid insufficiency after withdrawal of treatment. Manifestations of Cushing's syndrome, hyperglycemia, and glucosuria can also be produced in some patients by systemic absorption of topical corticosteroids while on treatment.

Patients applying a topical steroid to a large surface area or to areas under occlusion should be evaluated periodically for evidence of HPA axis suppression. This may be done by using the ACTH stimulation, A.M. plasma cortisol, and urinary free cortisol tests. Patients receiving superpotent corticosteroids should not be treated for more than 2 weeks at a time and only small areas should be treated at any one time due to the increased risk of HPA axis suppression.

If HPA axis suppression is noted, an attempt should be made to withdraw the drug, to reduce the frequency of application, or to substitute a less potent corticosteroid. Recovery of HPA axis function is generally prompt and complete upon discontinuation of topical corticosteroids. Infrequently, signs and symptoms of glucocorticosteroid insufficiency may occur requiring supplemental systemic corticosteroids. For information on systemic supplementation, see prescribing information for those products.

Pediatric patients may be more susceptible to systemic toxicity from equivalent doses due to their larger skin surface to body mass ratios (see **PRECAUTIONS: Pediatric Use**).

If irritation develops, desonide lotion should be discontinued and appropriate therapy instituted. Allergic contact dermatitis with corticosteroids is usually diagnosed by observing *failure to heal* rather than noting a clinical exacerbation as with most topical products not containing corticosteroids. Such an observation should be corroborated with appropriate diagnostic patch testing.

If concomitant skin infections are present or develop, an appropriate antifungal or antibacterial agent should be used. If a favorable response does not occur promptly, use of desonide lotion should be discontinued until the infection has been adequately controlled.

Information for Patients

Patients using topical corticosteroids should receive the following information and instructions:

1. This medication is to be used as directed by the physician. It is for external use only. Avoid contact with the eyes.
2. This medication should not be used for any disorder other than that for which it was prescribed.
3. The treated skin area should not be bandaged or otherwise covered or wrapped so as to be occlusive unless directed by the physician.
4. Patients should report to their physician any signs of local adverse reactions.

Laboratory Tests

The following tests may be helpful in evaluating patients for HPA axis suppression:

ACTH stimulation test

A.M. plasma cortisol test

Urinary free cortisol test

Carcinogenesis, Mutagenesis, Impairment of Fertility

Long-term animal studies have not been performed to evaluate the carcinogenic potential or the effect on reproduction with the use of desonide lotion.

Pregnancy

Teratogenic Effects:

Corticosteroids have been shown to be teratogenic in laboratory animals when administered systemically at relatively low dosage levels. Some corticosteroids have been shown to be teratogenic after dermal application in laboratory animals. Animal reproduction studies have not been conducted with desonide lotion. It is also not known whether desonide lotion can cause fetal harm when administered to a pregnant woman or can affect reproduction capacity. Desonide lotion should be given to a pregnant woman only if clearly needed.

Nursing Mothers

Systemically administered corticosteroids appear in human milk and could suppress

growth, interfere with endogenous corticosteroid production, or cause other untoward effects. It is not known whether topical administration of corticosteroids could result in sufficient systemic absorption to produce detectable quantities in human milk. Because many drugs are excreted in human milk, caution should be exercised when desonide lotion is administered to a nursing woman.

Pediatric Use

Safety and effectiveness in pediatric patients have not been established. Because of a higher ratio of skin surface area to body mass, pediatric patients are at a greater risk than adults of HPA axis suppression when they are treated with topical corticosteroids. They are therefore also at greater risk of glucocorticosteroid insufficiency after withdrawal of treatment and of Cushing's syndrome while on treatment. Adverse effects including striae have been reported with inappropriate use of topical corticosteroids in infants and children.

HPA axis suppression, Cushing's syndrome, linear growth retardation, delayed weight gain and intracranial hypertension have been reported in children receiving topical corticosteroids. Manifestations of adrenal suppression in children include low plasma cortisol levels and absence of response to ACTH stimulation. Manifestations of intracranial hypertension include bulging fontanelles, headaches, and bilateral papilledema.

ADVERSE REACTIONS

In controlled clinical trials, the total incidence of adverse reactions associated with the use of desonide was approximately 8%. These were: stinging and burning approximately 3%, irritation, contact dermatitis, condition worsened, peeling of skin, itching, intense transient erythema, and dryness/scaliness, each less than 2%.

The following additional local adverse reactions have been reported infrequently with other topical corticosteroids, and they may occur more frequently with the use of occlusive dressings, especially with higher potency corticosteroids. These reactions are listed in an approximate decreasing order of occurrence: folliculitis, acneiform eruptions, hypopigmentation, perioral dermatitis, secondary infection, skin atrophy, striae, and miliaria.

To report SUSPECTED ADVERSE REACTIONS, contact FDA at 1-800-FDA-1088 or www.fda.gov/medwatch.

OVERDOSAGE

Topically applied desonide lotion can be absorbed in sufficient amounts to produce systemic effects (see **PRECAUTIONS**).

DOSAGE AND ADMINISTRATION

Desonide lotion should be applied to the affected areas as a thin film two or three times daily depending on the severity of the condition. SHAKE LOTION WELL BEFORE USING.

As with other corticosteroids, therapy should be discontinued when control is achieved. If no improvement is seen within 2 weeks, reassessment of diagnosis may be

necessary.

Desonide lotion should not be used with occlusive dressings.

HOW SUPPLIED

Desonide Lotion, 0.05% is supplied in 59 mL and 118 mL bottles containing:

2 fl oz (59 mL) **NDC 46708-550-59**

4 fl oz (118 mL) **NDC 46708-550-18**

Storage Conditions: Store between 20° to 25°C (68° to 77°F) [See USP Controlled Room Temperature].

Manufactured by:

Alembic Pharmaceuticals Limited

(Derma Division),

Karakhadi, Vadodara 391450, India.

Mfg. License No.: G/25/2216

Revised: 03/2025

PACKAGE LABEL PRINCIPAL DISPLAY PANEL

PRINCIPAL DISPLAY PANEL – 118 mL Bottle and Carton Label

NDC 46708-550-18

Rx only

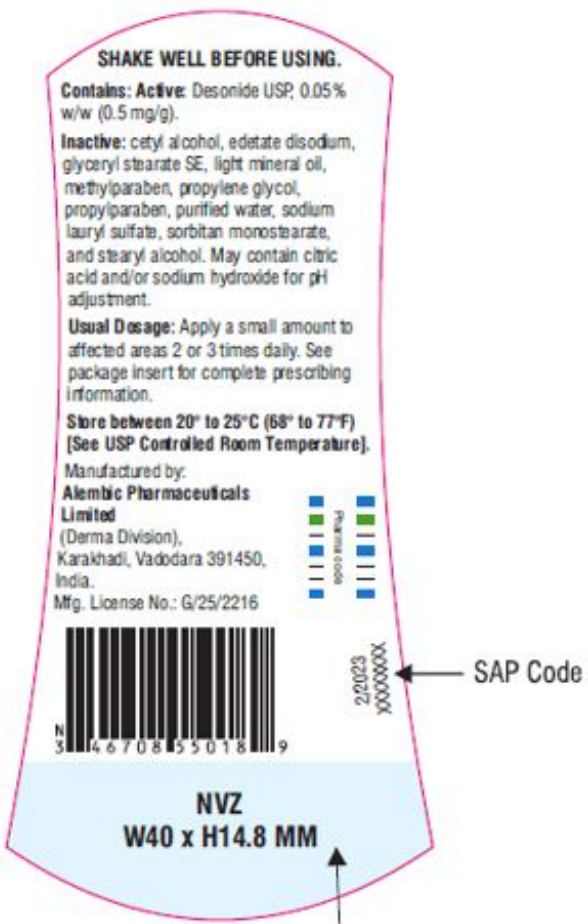
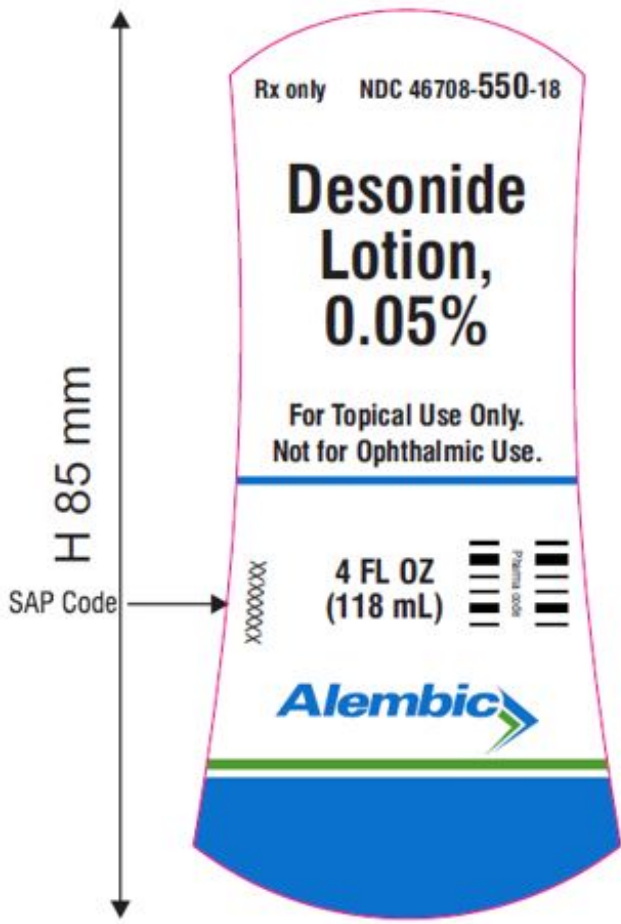
Desonide Lotion, 0.05%

For Topical Use Only.

Not for Ophthalmic Use.

4 FL OZ

(118 mL)



LOT AND EXPIRY DATE
LOT: 1234567890 EXP: MMM YYYY

Route of Administration TOPICAL

Active Ingredient/Active Moiety

Ingredient Name	Basis of Strength	Strength
DESONIDE (UNII: J280872D1O) (DESONIDE - UNII:J280872D1O)	DESONIDE	0.5 mg in 1 mL

Inactive Ingredients

Ingredient Name	Strength
CETYL ALCOHOL (UNII: 936JST6JCN)	
EDETATE DISODIUM (UNII: 7FLD91C86K)	
GLYCERYL STEARATE SE (UNII: FCZ5MH785I)	
LIGHT MINERAL OIL (UNII: N6K5787QVP)	
METHYLPARABEN (UNII: A2I8C7HI9T)	
PROPYLENE GLYCOL (UNII: 6DC9Q167V3)	
PROPYLPARABEN (UNII: Z8IX2SC1OH)	
WATER (UNII: 059QF0KO0R)	
SODIUM LAURYL SULFATE (UNII: 368GB5141J)	
SORBITAN MONOSTEARATE (UNII: NVZ4I0H58X)	
STEARYL ALCOHOL (UNII: 2KR89I4H1Y)	
ANHYDROUS CITRIC ACID (UNII: XF417D3PSL)	
SODIUM HYDROXIDE (UNII: 55X04QC32I)	

Packaging

#	Item Code	Package Description	Marketing Start Date	Marketing End Date
1	NDC:46708-550-59	1 in 1 CARTON	03/26/2025	
1		59 mL in 1 BOTTLE; Type 0: Not a Combination Product		
2	NDC:46708-550-18	1 in 1 CARTON	03/26/2025	
2		118 mL in 1 BOTTLE; Type 0: Not a Combination Product		

Marketing Information

Marketing Category	Application Number or Monograph Citation	Marketing Start Date	Marketing End Date
ANDA	ANDA213632	03/26/2025	

Labeler - Alembic Pharmaceuticals Limited (650574663)

Registrant - Alembic Pharmaceuticals Limited (650574663)

Establishment

Name	Address	ID/FEI	Business Operations
Alembic Pharmaceuticals Limited		871411532	MANUFACTURE(46708-550) , ANALYSIS(46708-550)

Revised: 3/2025

Alembic Pharmaceuticals Limited