

SODIUM BICARBONATE- sodium bicarbonate injection, solution
Medical Purchasing Solutions, LLC

Sodium Bicarbonate Injection, USP Rx only

**FOR THE CORRECTION OF METABOLIC ACIDOSIS AND
OTHER CONDITIONS REQUIRING SYSTEMIC ALKALINIZATION.**

Lifeshield® ABBOJECT® Syringe



DESCRIPTION

Sodium Bicarbonate Injection, USP is a sterile, nonpyrogenic, hypertonic solution of sodium bicarbonate (NaHCO_3) in water for injection for administration by the intravenous route as an electrolyte replenisher and systemic alkalizer.

Solutions are offered in concentrations of 7.5% and 8.4%. See table in **HOW SUPPLIED** section for contents and characteristics.

The solutions have an approximate pH of 8.0 (7.0 to 8.5). They contain no bacteriostat, antimicrobial agent or added buffer and are intended only for use as a single-dose injection. When smaller doses are required, the unused portion should be discarded with the entire unit.

Sodium bicarbonate, 84 mg is equal to one milliequivalent each of Na^+ and HCO_3^- . Sodium Bicarbonate, USP is chemically designated NaHCO_3 , a white crystalline powder soluble in water.

Water for Injection, USP is chemically designated H_2O .

CLINICAL PHARMACOLOGY

Intravenous sodium bicarbonate therapy increases plasma bicarbonate, buffers excess hydrogen ion concentration, raises blood pH and reverses the clinical manifestations of acidosis.

Sodium bicarbonate in water dissociates to provide sodium (Na^+) and bicarbonate (HCO_3^-) ions. Sodium (Na^+) is the principal cation of the extracellular fluid and plays a large part in the therapy of fluid and electrolyte disturbances. Bicarbonate (HCO_3^-) is a normal constituent of body fluids and the normal plasma level ranges from 24 to 31 mEq/liter. Plasma concentration is regulated by the kidney through acidification of the urine when there is a deficit or by alkalization of the urine when there is an excess. Bicarbonate anion is considered "labile" since at a proper concentration of hydrogen ion (H^+) it may be converted to carbonic acid (H_2CO_3) and thence to its volatile form, carbon dioxide (CO_2) excreted by the lung. Normally a ratio of 1:20 (carbonic acid; bicarbonate) is present in the extracellular fluid. In a healthy adult with normal kidney

function, practically all the glomerular filtered bicarbonate ion is reabsorbed; less than 1% is excreted in the urine.

INDICATIONS AND USAGE

Sodium Bicarbonate Injection, USP is indicated in the treatment of metabolic acidosis which may occur in severe renal disease, uncontrolled diabetes, circulatory insufficiency due to shock or severe dehydration, extracorporeal circulation of blood, cardiac arrest and severe primary lactic acidosis. Sodium bicarbonate is further indicated in the treatment of certain drug intoxications, including barbiturates (where dissociation of the barbiturate-protein complex is desired), in poisoning by salicylates or methyl alcohol and in hemolytic reactions requiring alkalization of the urine to diminish nephrotoxicity of hemoglobin and its breakdown products. Sodium bicarbonate also is indicated in severe diarrhea which is often accompanied by a significant loss of bicarbonate.

Treatment of metabolic acidosis should, if possible, be superimposed on measures designed to control the basic cause of the acidosis – e.g., insulin in uncomplicated diabetes, blood volume restoration in shock. But since an appreciable time interval may elapse before all of the ancillary effects are brought about, bicarbonate therapy is indicated to minimize risks inherent to the acidosis itself.

Vigorous bicarbonate therapy is required in any form of metabolic acidosis where a rapid increase in plasma total CO₂ content is crucial – e.g., cardiac arrest, circulatory insufficiency due to shock or severe dehydration, and in severe primary lactic acidosis or severe diabetic acidosis.

CONTRAINDICATIONS

Sodium Bicarbonate Injection, USP is contraindicated in patients who are losing chloride by vomiting or from continuous gastrointestinal suction, and in patients receiving diuretics known to produce a hypochloremic alkalosis.

WARNINGS

Solutions containing sodium ions should be used with great care, if at all, in patients with congestive heart failure, severe renal insufficiency and in clinical states in which there exists edema with sodium retention.

In patients with diminished renal function, administration of solutions containing sodium ions may result in sodium retention.

The intravenous administration of these solutions can cause fluid and/or solute overloading resulting in dilution of serum electrolyte concentrations, overhydration, congested states or pulmonary edema.

Extravascular infiltration should be avoided, see **ADVERSE REACTIONS**.

PRECAUTIONS

General

Do not use unless solution is clear and the container or seal is intact. Discard unused

portion.

The potentially large loads of sodium given with bicarbonate require that caution be exercised in the use of sodium bicarbonate in patients with congestive heart failure or other edematous or sodium-retaining states, as well as in patients with oliguria or anuria. See table in **HOW SUPPLIED** section for amounts of sodium present in solutions.

Caution must be exercised in the administration of parenteral fluids, especially those containing sodium ions, to patients receiving corticosteroids or corticotropin.

Potassium depletion may predispose to metabolic alkalosis and coexistent hypocalcemia may be associated with carpopedal spasm as the plasma pH rises. These dangers can be minimized if such electrolyte imbalances are appropriately treated prior to or concomitantly with bicarbonate infusion.

Laboratory Tests

The aim of all bicarbonate therapy is to produce a substantial correction of the low total CO₂ content and blood pH, but the risks of overdosage and alkalosis should be avoided. Hence, repeated fractional doses and periodic monitoring by appropriate laboratory tests are recommended to minimize the possibility of overdosage.

Drug Interactions

Additives may be incompatible; norepinephrine and dobutamine are incompatible with sodium bicarbonate solution.

The addition of sodium bicarbonate to parenteral solutions containing calcium should be avoided, except where compatibility has been previously established. Precipitation or haze may result from sodium bicarbonate/calcium admixtures. **Note:** Do not use the injection if it contains precipitate.

Additives may be incompatible. Consult with pharmacist, if available. When introducing additives, use aseptic technique, mix thoroughly and do not store.

Pregnancy: Teratogenic Effects. Animal reproduction studies have not been conducted with sodium bicarbonate. It is also not known whether sodium bicarbonate can cause fetal harm when administered to a pregnant woman or can affect reproduction capacity. Sodium bicarbonate should be given to a pregnant woman only if clearly needed.

Pediatric

Rapid injection (10 mL/min) of hypertonic Sodium Bicarbonate Injection, USP solutions into neonates and children under two years of age may produce hypernatremia, a decrease in cerebrospinal fluid pressure and possible intracranial hemorrhage. The rate of administration in such patients should therefore be limited to no more than 8 mEq/kg/day. A 4.2% solution may be preferred for such slow administration. In emergencies such as cardiac arrest, the risk of rapid infusion must be weighed against the potential for fatality due to acidosis.

Geriatric

Clinical studies of Sodium Bicarbonate Injection, USP did not include sufficient numbers of subjects aged 65 and over to determine whether they respond differently from younger subjects. Other reported clinical experience has not identified differences in responses between the elderly and younger patients. In general, dose selection for an elderly patient should be cautious, usually starting at the low end of the dosing range,

reflecting the greater frequency of decreased hepatic, renal, or cardiac function and of concomitant disease or other drug therapy.

ADVERSE REACTIONS

Overly aggressive therapy with Sodium Bicarbonate Injection, USP can result in metabolic alkalosis (associated with muscular twitchings, irritability, and tetany) and hypernatremia.

Inadvertent extravasation of intravenously administered hypertonic solutions of sodium bicarbonate have been reported to cause chemical cellulitis because of their alkalinity, with tissue necrosis, ulceration or sloughing at the site of infiltration. Prompt elevation of the part, warmth and local injection of lidocaine or hyaluronidase are recommended to reduce the likelihood of tissue sloughing from extravasated I.V. solutions.

OVERDOSAGE

Should alkalosis result, the bicarbonate should be stopped and the patient managed according to the degree of alkalosis present. 0.9% sodium chloride injection intravenous may be given; potassium chloride also may be indicated if there is hypokalemia. Severe alkalosis may be accompanied by hyperirritability or tetany and these symptoms may be controlled by calcium gluconate. An acidifying agent such as ammonium chloride may also be indicated in severe alkalosis. (See **WARNINGS** and **PRECAUTIONS**.)

DOSAGE AND ADMINISTRATION

Sodium Bicarbonate Injection, USP is administered by the intravenous route.

In cardiac arrest, a rapid intravenous dose of one to two 50 mL syringes (44.6 to 100 mEq) may be given initially and continued at a rate of 50 mL (44.6 to 50 mEq) every 5 to 10 minutes if necessary (as indicated by arterial pH and blood gas monitoring) to reverse the acidosis. Caution should be observed in emergencies where very rapid infusion of large quantities of bicarbonate is indicated. Bicarbonate solutions are hypertonic and may produce an undesirable rise in plasma sodium concentration in the process of correcting the metabolic acidosis. In cardiac arrest, however, the risks from acidosis exceed those of hypernatremia.

In less urgent forms of metabolic acidosis, Sodium Bicarbonate Injection, USP may be added to other intravenous fluids. The amount of bicarbonate to be given to older children and adults over a four-to-eight-hour period is approximately 2 to 5 mEq/kg of body weight - depending upon the severity of the acidosis as judged by the lowering of total CO₂ content, blood pH and clinical condition of the patient. In metabolic acidosis associated with shock, therapy should be monitored by measuring blood gases, plasma osmolarity, arterial blood lactate, hemodynamics and cardiac rhythm. Bicarbonate therapy should always be planned in a stepwise fashion since the degree of response from a given dose is not precisely predictable. Initially an infusion of 2 to 5 mEq/kg body weight over a period of 4 to 8 hours will produce a measurable improvement in the abnormal acid-base status of the blood. The next step of therapy is dependent upon the clinical response of the patient. If severe symptoms have abated, then the frequency of administration and the size of the dose may be reduced.

In general, it is unwise to attempt full correction of a low total CO₂ content during the first 24 hours of therapy, since this may be accompanied by an unrecognized alkalosis because of a delay in the readjustment of ventilation to normal. Owing to this lag, the achievement of total CO₂ content of about 20 mEq/liter at the end of the first day of therapy will usually be associated with a normal blood pH. Further modification of the acidosis to completely normal values usually occurs in the presence of normal kidney function when and if the cause of the acidosis can be controlled. Values for total CO₂ which are brought to normal or above normal within the first day of therapy are very likely to be associated with grossly alkaline values for blood pH, with ensuing undesired side effects.

Parenteral drug products should be inspected visually for particulate matter and discoloration prior to administration, whenever solution and container permit. (See **PRECAUTIONS.**)

HOW SUPPLIED

Sodium Bicarbonate Injection, USP is supplied in the following dosage forms.

| NDC No. (Unit of Sale) | Dosage Form | Conc. % | mg/mL (NaHCO₃) | mEq/mL (Na⁺) | mEq/mL (HCO₃⁻) | mEq/ Container size (mL) | mOsm / mL | pH |
|---------------------------------------|---|--------------------|--------------------------------------|------------------------------------|---|---|----------------------|--------------------|
| 0409-4916-14 (0409-4916-24) | Lifeshield [®] Abboject [®] Syringe | 7.5 | 75 | 0.9 | 0.9 | 44.6/50 | 1.40 | 8.0 (7.0 - 8.5) |
| 0409-6637-14 (0409-6637-24) | Lifeshield [®] Abboject [®] Syringe | 8.4 | 84 | 1 | 1 | 50/50 | 1.56 | 8.0 (7.0 - 8.5) |

Store at 20 to 25°C (68 to 77°F). [See USP Controlled Room Temperature.] Protect from freezing.

Hospira, Inc., Lake Forest, IL 60045 USA



ABBOJECT[®] is a trademark of the Abbott group of companies.
LIFESHIELD[®] is the trademark of ICU Medical, Inc. and is used under license.

LAB-1019-3.0

01/2018

PRINCIPAL DISPLAY PANEL - VIAL LABEL

8.4% Sodium Bicarbonate

50 mL Single-dose

8.4% Sodium Bicarbonate

Injection, USP

50 mEq/50 mL (1 mEq/mL)

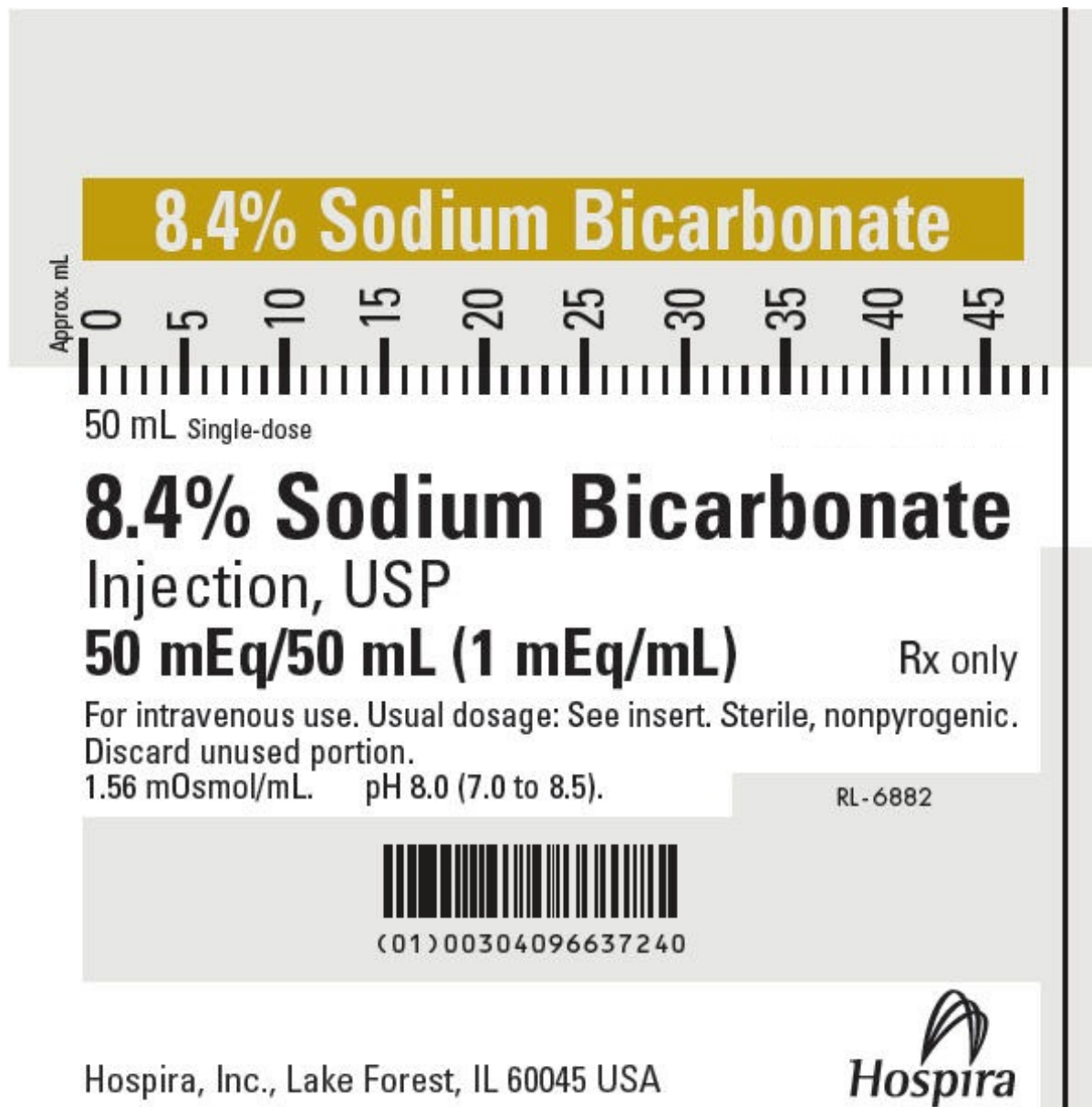
Rx only

For intravenous use. Usual dosage: See insert. Sterile, nonpyrogenic.

Discard unused portion.

1.56 mOsmol/mL.

pH 8.0 (7.0 to 8.5).



8.4% Sodium Bicarbonate

Approx. mL


0 5 10 15 20 25 30 35 40 45

50 mL Single-dose

8.4% Sodium Bicarbonate
Injection, USP
50 mEq/50 mL (1 mEq/mL) Rx only

For intravenous use. Usual dosage: See insert. Sterile, nonpyrogenic.
Discard unused portion.
1.56 mOsmol/mL. pH 8.0 (7.0 to 8.5).

RL-6882



(01)00304096637240

Hospira, Inc., Lake Forest, IL 60045 USA



PRINCIPAL DISPLAY PANEL - OUTER PACKAGE

50 mL

8.4% Sodium

NDC 71872-7266-1

1 X **Bicarbonate**

Injection, USP

50 mEq/50 mL

(1 mEq/mL)

LIFESHIELD®

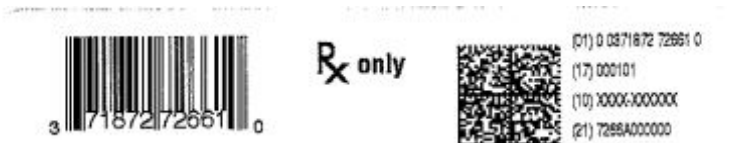
Glass

ABBOJECT®

Unit of Use Syringe

For intravenous use

Rx only



8.4% Sodium Bicarbonate Injection, USP

50 mEq/50 mL (1 mEq/mL)

Qty: 1 Box Lot# XXXX-XXXXXX Exp: 01/01/1900

Glass ABBOJECT® Unit of Use Syringe with male luer lock adapter and 18-Gauge protected needle. For intravenous use.

Single-dose unit. Discard unused portion. Usual dosage: See insert. Do not use the injection if it contains precipitate. To prevent needle-stick injuries, needles should not be recapped, purposely bent or broken by hand.

Store at 20 to 25°C (68 to 77°F) [see USP Controlled Room Temperature.]

Protect from freezing.

Each mL contains sodium bicarbonate 84 mg, 1.56 mOsmol/mL. pH 8.0 (7.0 to 8.5). Medication, fluid path and needle are sterile and non-pyrogenic if caps and needle cover are undisturbed and package is intact.

Manufactured By: Hospira, Inc., Lake Forest, IL 60045 USA
Manufacturer NDC: 00409-6637-14

Repackaged

& Distributed By:



Medical Purchasing Solutions

Scottsdale, AZ 85260

www.medicalpurchasingsolutions.com

SODIUM BICARBONATE

sodium bicarbonate injection, solution

Product Information

| | | | | |
|--|---|---|-------------------------------|---------------------------|
| Product Type | HUMAN PRESCRIPTION DRUG | Item Code (Source) | NDC:71872-7266(NDC:0409-6637) | |
| Route of Administration | INTRAVENOUS | | | |
| Active Ingredient/Active Moiety | | | | |
| Ingredient Name | | | Basis of Strength | Strength |
| SODIUM BICARBONATE (UNII: 8MDF5V39QO) (SODIUM CATION - UNII:LYR4M0NH37, BICARBONATE ION - UNII:HN1ZRA3Q20) | | | SODIUM BICARBONATE | 84 mg in 1 mL |
| Inactive Ingredients | | | | |
| Ingredient Name | | | Strength | |
| WATER (UNII: 059QF0KO0R) | | | | |
| Packaging | | | | |
| # | Item Code | Package Description | Marketing Start Date | Marketing End Date |
| 1 | NDC:71872-7266-1 | 1 in 1 BAG | 08/24/2021 | |
| 1 | | 1 in 1 CARTON | | |
| 1 | | 50 mL in 1 SYRINGE; Type 1: Convenience Kit of Co-Package | | |
| Marketing Information | | | | |
| Marketing Category | Application Number or Monograph Citation | Marketing Start Date | Marketing End Date | |
| ANDA | ANDA202494 | 07/23/2020 | | |

Labeler - Medical Purchasing Solutions, LLC (601458529)

Establishment

| Name | Address | ID/FEI | Business Operations |
|-----------------------------------|---------|-----------|---------------------|
| Medical Purchasing Solutions, LLC | | 601458529 | repack(71872-7266) |

Revised: 5/2023

Medical Purchasing Solutions, LLC