

BOOSTRIX- tetanus toxoid, reduced diphtheria toxoid and acellular pertussis vaccine, adsorbed suspension
GlaxoSmithKline Biologicals SA

HIGHLIGHTS OF PRESCRIBING INFORMATION

These highlights do not include all the information needed to use BOOSTRIX safely and effectively. See full prescribing information for BOOSTRIX.

BOOSTRIX (Tetanus Toxoid, Reduced Diphtheria Toxoid and Acellular Pertussis Vaccine, Adsorbed) injectable suspension, for intramuscular use

Initial U.S. Approval: 2005

----- **RECENT MAJOR CHANGES** -----

Indications and Usage (1)	09/2020
Dosage and Administration (2.2, 2.3)	09/2020

----- **INDICATIONS AND USAGE** -----

BOOSTRIX is a vaccine indicated for active booster immunization against tetanus, diphtheria, and pertussis in individuals aged 10 years and older. (1)

----- **DOSAGE AND ADMINISTRATION** -----

For intramuscular use only.

- Each dose of BOOSTRIX is administered as a 0.5-mL injection. (2.2)
- An initial dose of BOOSTRIX is administered 5 years or more after the last dose of the Diphtheria and Tetanus Toxoids and Acellular Pertussis (DTaP) series or 5 years or more after a dose of Tetanus and Diphtheria Toxoids Adsorbed (Td). BOOSTRIX may be administered as an additional dose 9 years or more after the initial dose of Tetanus Toxoid, Reduced Diphtheria Toxoid and Acellular Pertussis Vaccine Adsorbed (Tdap). (2.2)
- BOOSTRIX may be administered for tetanus prophylaxis for wound management. For management of a tetanus-prone wound, a dose of BOOSTRIX may be administered if at least 5 years have elapsed since previous receipt of a tetanus toxoid-containing vaccine. (2.2)

----- **DOSAGE FORMS AND STRENGTHS** -----

Single-dose vials and single-dose pre-filled syringes containing a 0.5-mL suspension for injection. (3)

----- **CONTRAINDICATIONS** -----

- Severe allergic reaction (e.g., anaphylaxis) after a previous dose of any tetanus toxoid-, diphtheria toxoid-, or pertussis antigen-containing vaccine or to any component of BOOSTRIX. (4.1)
- Encephalopathy (e.g., coma, decreased level of consciousness, prolonged seizures) within 7 days of administration of a previous pertussis antigen-containing vaccine. (4.2)

----- **WARNINGS AND PRECAUTIONS** -----

- The tip caps of the pre-filled syringes contain natural rubber latex which may cause allergic reactions. (5.2)
- If Guillain-Barré syndrome occurred within 6 weeks of receipt of a prior vaccine containing tetanus toxoid, the risk of Guillain-Barré syndrome may be increased following a subsequent dose of tetanus toxoid-containing vaccine, including BOOSTRIX. (5.3)
- Progressive or unstable neurologic conditions are reasons to defer vaccination with a pertussis-containing vaccine, including BOOSTRIX. (5.4)
- Persons who experienced an Arthus-type hypersensitivity reaction following a prior dose of a tetanus toxoid-containing vaccine should not receive BOOSTRIX unless at least 10 years have elapsed since the last dose of a tetanus toxoid-containing vaccine. (5.5)
- Syncope (fainting) can occur in association with administration of injectable vaccines, including BOOSTRIX. Procedures should be in place to avoid falling injury and to restore cerebral perfusion following syncope. (5.7)

----- **ADVERSE REACTIONS** -----

Following an initial vaccination with BOOSTRIX:

- Common solicited adverse reactions ($\geq 15\%$) in adolescents (aged 10 to 18 years) were pain, redness, and swelling at

the injection site; increase in arm circumference of the injected arm; headache; fatigue; and gastrointestinal symptoms. (6.1)

- Common solicited adverse reactions ($\geq 15\%$) in adults (aged 19 to 64 years) were pain, redness, and swelling at the injection site; headache; fatigue; and gastrointestinal symptoms. (6.1)
- The most common solicited adverse reaction ($\geq 15\%$) in the elderly (aged 65 years and older) was pain at the injection site. (6.1)

Following revaccination with BOOSTRIX:

- Common solicited adverse reactions ($\geq 15\%$) in adults (aged 20 years and older) were pain, redness, and swelling at the injection site; headache; and fatigue. (6.1)

To report SUSPECTED ADVERSE REACTIONS, contact GlaxoSmithKline at 1-888-825-5249 or VAERS at 1-800-822-7967 or www.vaers.hhs.gov.

----- **DRUG INTERACTIONS** -----

- In subjects aged 11 to 18 years, lower levels for antibodies to pertactin (PRN) were observed when BOOSTRIX was administered concomitantly with meningococcal conjugate vaccine (serogroups A, C, Y, and W-135) as compared with BOOSTRIX administered first. (7.1)
- In subjects aged 19 to 64 years, lower levels for antibodies to filamentous hemagglutinin (FHA) and PRN were observed when BOOSTRIX was administered concomitantly with an inactivated influenza vaccine as compared with BOOSTRIX alone. (7.1)
- Do not mix BOOSTRIX with any other vaccine in the same syringe or vial. (7.1)

See 17 for **PATIENT COUNSELING INFORMATION**.

Revised: 10/2020

FULL PRESCRIBING INFORMATION: CONTENTS*

1 INDICATIONS AND USAGE

2 DOSAGE AND ADMINISTRATION

2.1 Preparation for Administration

2.2 Administration, Dose, and Schedule

2.3 Additional Dosing Information

3 DOSAGE FORMS AND STRENGTHS

4 CONTRAINDICATIONS

4.1 Hypersensitivity

4.2 Encephalopathy

5 WARNINGS AND PRECAUTIONS

5.1 Management of Acute Allergic Reactions

5.2 Latex

5.3 Guillain-Barré Syndrome and Brachial Neuritis

5.4 Progressive or Unstable Neurologic Disorders

5.5 Arthus-Type Hypersensitivity

5.6 Altered Immunocompetence

5.7 Syncope

6 ADVERSE REACTIONS

6.1 Clinical Trials Experience

6.2 Postmarketing Experience

7 DRUG INTERACTIONS

7.1 Concomitant Vaccine Administration

7.2 Immunosuppressive Therapies

8 USE IN SPECIFIC POPULATIONS

8.1 Pregnancy

8.2 Lactation

8.4 Pediatric Use

8.5 Geriatric Use

11 DESCRIPTION

12 CLINICAL PHARMACOLOGY

12.1 Mechanism of Action

13 NONCLINICAL TOXICOLOGY

13.1 Carcinogenesis, Mutagenesis, Impairment of Fertility

14 CLINICAL STUDIES

14.1 Effectiveness of BOOSTRIX, INFANRIX, and PEDIARIX

14.2 Immunological Evaluation following an Initial Dose of BOOSTRIX

14.3 Immunological Evaluation following Revaccination with BOOSTRIX

14.4 Concomitant Administration with Meningococcal Conjugate Vaccine

14.5 Concomitant Administration with FLUARIX (Inactivated Influenza Vaccine)

15 REFERENCES

16 HOW SUPPLIED/STORAGE AND HANDLING

17 PATIENT COUNSELING INFORMATION

* Sections or subsections omitted from the full prescribing information are not listed.

FULL PRESCRIBING INFORMATION

1 INDICATIONS AND USAGE

BOOSTRIX is indicated for active booster immunization against tetanus, diphtheria, and pertussis in individuals aged 10 years and older.

2 DOSAGE AND ADMINISTRATION

For intramuscular use only.

2.1 Preparation for Administration

Parenteral drug products should be inspected visually for particulate matter and discoloration prior to administration, whenever solution and container permit. Do not use the vaccine if either of these conditions exist. Shake vigorously to obtain a homogeneous, turbid, white suspension before administration. Do not use if resuspension does not occur with vigorous shaking.

For the prefilled syringes, attach a sterile needle and administer intramuscularly.

For the vials, use a sterile needle and sterile syringe to withdraw the 0.5-mL dose and administer intramuscularly. Changing needles between drawing vaccine from a vial and injecting it into a recipient is not necessary unless the needle has been damaged or contaminated.

2.2 Administration, Dose, and Schedule

BOOSTRIX is administered as a 0.5-mL intramuscular injection into the deltoid muscle of the upper arm.

An initial dose of BOOSTRIX is administered 5 years or more after the last dose of the Diphtheria and Tetanus Toxoids and Acellular Pertussis (DTaP) series or 5 years or more after a dose of Tetanus and Diphtheria Toxoids Adsorbed (Td).

BOOSTRIX may be administered as an additional dose 9 years or more after the initial dose of Tetanus Toxoid, Reduced Diphtheria Toxoid and Acellular Pertussis Vaccine Adsorbed (Tdap).

BOOSTRIX may be administered for tetanus prophylaxis for wound management. For management of a tetanus-prone wound, a dose of BOOSTRIX may be administered if at least 5 years have elapsed since previous receipt of a tetanus toxoid-containing vaccine.

2.3 Additional Dosing Information

The use of BOOSTRIX as a primary series or to complete the primary series for diphtheria, tetanus, or pertussis has not been established.

3 DOSAGE FORMS AND STRENGTHS

BOOSTRIX is a suspension for injection available in 0.5-mL single-dose vials and prefilled TIP-LOK syringes.

4 CONTRAINDICATIONS

4.1 Hypersensitivity

A severe allergic reaction (e.g., anaphylaxis) after a previous dose of any tetanus toxoid-, diphtheria toxoid-, or pertussis antigen-containing vaccine or any component of this vaccine is a contraindication to administration of BOOSTRIX [see *Description (11)*]. Because of the uncertainty as to which component of the vaccine might be responsible, none of the components should be administered. Alternatively, such individuals may be referred to an allergist for evaluation if immunization with any of these components is considered.

4.2 Encephalopathy

Encephalopathy (e.g., coma, decreased level of consciousness, prolonged seizures) within 7 days of administration of a previous dose of a pertussis antigen-containing vaccine that is not attributable to another identifiable cause is a contraindication to administration of any pertussis antigen-containing vaccine, including BOOSTRIX.

5 WARNINGS AND PRECAUTIONS

5.1 Management of Acute Allergic Reactions

Epinephrine and other appropriate agents used for the control of immediate allergic reactions must be immediately available should an acute hypersensitivity or anaphylactic reaction occur following the administration of BOOSTRIX.

5.2 Latex

The tip caps of the prefilled syringes contain natural rubber latex which may cause allergic reactions.

5.3 Guillain-Barré Syndrome and Brachial Neuritis

If Guillain-Barré syndrome occurred within 6 weeks of receipt of a prior vaccine containing tetanus toxoid, the risk of Guillain-Barré syndrome may be increased following a subsequent dose of tetanus toxoid-containing vaccine, including BOOSTRIX. A review by the Institute of Medicine (IOM) found evidence for a causal relationship between receipt of tetanus toxoid and both Guillain-Barré syndrome and brachial neuritis.¹

5.4 Progressive or Unstable Neurologic Disorders

Progressive or unstable neurologic conditions (e.g., cerebrovascular events, acute encephalopathic conditions) are reasons to defer vaccination with a pertussis-containing vaccine, including BOOSTRIX. It is not known whether administration of BOOSTRIX to persons with an unstable or progressive

neurologic disorder might hasten manifestations of the disorder or affect the prognosis. Administration of BOOSTRIX to persons with an unstable or progressive neurologic disorder may result in diagnostic confusion between manifestations of the underlying illness and possible adverse effects of vaccination.

5.5 Arthus-Type Hypersensitivity

Persons who experienced an Arthus-type hypersensitivity reaction following a prior dose of a tetanus toxoid-containing vaccine usually have a high serum tetanus antitoxin level and should not receive BOOSTRIX or other tetanus toxoid-containing vaccines unless at least 10 years have elapsed since the last dose of tetanus toxoid-containing vaccine.

5.6 Altered Immunocompetence

As with any vaccine, if administered to immunosuppressed persons, including individuals receiving immunosuppressive therapy, the expected immune response may not be obtained.

5.7 Syncope

Syncope (fainting) can occur in association with administration of injectable vaccines, including BOOSTRIX. Syncope can be accompanied by transient neurological signs such as visual disturbance, paresthesia, and tonic-clonic limb movements. Procedures should be in place to avoid falling injury and to restore cerebral perfusion following syncope.

6 ADVERSE REACTIONS

6.1 Clinical Trials Experience

Because clinical trials are conducted under widely varying conditions, adverse reaction rates observed in the clinical trials of a vaccine cannot be directly compared with rates in the clinical trials of another vaccine and may not reflect the rates observed in practice.

Table 1 provides an overview of the studies that evaluated the safety of BOOSTRIX in various populations.

Table 1. Studies Conducted with BOOSTRIX^a

Clinical Studies	Age (Years)	Trial Arms (Number of Subjects Vaccinated)
Initial-Dose Studies		
U.S. Adolescent Study (NCT00109330)	10 to 18	BOOSTRIX (3,080) Td (1,034)
German Adolescent Study (NCT00263679)	10 to 12	BOOSTRIX (319)
U.S. Adult Study (NCT00346073)	19 to 64	BOOSTRIX (1,522) Tdap (762)
U.S. Elderly Study (NCT00835237)	≥65	BOOSTRIX (887) Td (445)
Revaccination Studies (all subjects were vaccinated with BOOSTRIX and trial arms were defined based on initial-dose vaccination; subjects in the Control trial arm received a first dose of BOOSTRIX)		
U.S. Revaccination Study – 10 Years after Initial Td or BOOSTRIX Dose (NCT01738477)	20 to 29	BOOSTRIX (128) Td (37)
U.S. Revaccination Study – 9 Years after Initial BOOSTRIX or Tdap	28 to 73	BOOSTRIX (309) Tdap (138)

Dose (NCT00489970)		Control (362)
Concomitant Vaccine Studies		
Concomitant Vaccination with Meningococcal Conjugate Vaccine (MCV4) (NCT00282295)	11 to 18	BOOSTRIX+MCV4 (446) BOOSTRIX → MCV4 (446) MCV4 → BOOSTRIX (449)
Concomitant Vaccination with Inactivated Trivalent Influenza Vaccine (TIV) (NCT00385255)	19 to 64	BOOSTRIX+TIV (748) TIV → BOOSTRIX (749)

^a For details regarding study design and comparator vaccines, see Tables 2-7 and [see *Clinical Studies (14.2, 14.3, 14.4, 14.5)*].

In these studies, subjects were monitored for solicited adverse events using standardized diary cards during the 4 days (Days 0 to 3) or 15 days (Days 0 to 14) following vaccination. Unsolicited adverse events were monitored for the 31-day period following vaccination (Days 0 to 30).

Serious adverse events were monitored for 6 months post-vaccination in the initial-dose studies (NCT00109330, NCT00263679, NCT00346073, NCT00835237) and for the 31-day (Days 0 to 30) period post-vaccination in the revaccination (NCT01738477, NCT00489970) and the concomitant-vaccine administration studies (NCT00282295, NCT00385255).

Initial-Dose Studies

In clinical studies, 4,949 adolescents (aged 10 to 18 years) and 4,076 adults (aged 19 years and older) were vaccinated with a single dose of BOOSTRIX. Of these adolescents, 1,341 were vaccinated with BOOSTRIX in a coadministration study with meningococcal conjugate vaccine [see *Drug Interactions (7.1), Clinical Studies (14.4)*]. Of these adults, 1,104 were aged 65 years and older [see *Clinical Studies (14.2)*]. A total of 860 adults aged 19 years and older received concomitant vaccination with BOOSTRIX and influenza vaccines in a coadministration study [see *Drug Interactions (7.1), Clinical Studies (14.5)*].

Solicited Adverse Events in the U.S. Adolescent Study: Table 2 presents the solicited local adverse reactions and general adverse events within 15 days of vaccination with BOOSTRIX or Td vaccine for the total vaccinated cohort.

The primary safety endpoint was the incidence of Grade 3 pain (spontaneously painful and/or prevented normal activity) at the injection site within 15 days of vaccination. Grade 3 pain was reported in 4.6% of those who received BOOSTRIX compared with 4.0% of those who received the Td vaccine. The difference in rate of Grade 3 pain was within the pre-defined clinical limit for non-inferiority (upper limit of the 95% CI for the difference [BOOSTRIX minus Td] ≤4%).

Table 2. Rates of Solicited Local Adverse Reactions or General Adverse Events within the 15-Day^a Post-Vaccination Period in Adolescents Aged 10 to 18 Years (Total Vaccinated Cohort)

Adverse Reactions/Adverse Events	BOOSTRIX (n = 3,032) %	Td (n = 1,013) %
Local		
Pain, any ^b	75	72
Pain, Grade 2 or 3 ^b	51	43
Pain, Grade 3 ^c	5	4
Redness, any	23	20
Redness, >20 mm	4	4
Redness, ≥50 mm	2	2
Swelling, any	21	20

Swelling, >20 mm	5	5
Swelling, ≥50 mm	3	3
Arm circumference increase, >5 mm ^d	28	30
Arm circumference increase, >20 mm ^d	2	2
Arm circumference increase, >40 mm ^d	1	0.3
General		
Headache, any	43	42
Headache, Grade 2 or 3 ^b	16	13
Headache, Grade 3	4	3
Fatigue, any	37	37
Fatigue, Grade 2 or 3	14	13
Fatigue, Grade 3	4	3
Gastrointestinal symptoms, any ^e	26	26
Gastrointestinal symptoms, Grade 2 or 3 ^e	10	10
Gastrointestinal symptoms, Grade 3 ^e	3	3
Fever, ≥99.5°F (37.5°C) ^f	14	13
Fever, >100.4°F (38.0°C) ^f	5	5
Fever, >102.2°F (39.0°C) ^f	1	1

Td = Tetanus and Diphtheria Toxoids Adsorbed manufactured by MassBiologics.

n = Number of subjects in the total vaccinated cohort with local/general symptoms sheets completed.

Grade 2 = Local: painful when limb moved; General: interfered with normal activity.

Grade 3 = Local: spontaneously painful and/or prevented normal activity; General: prevented normal activity.

^a Day of vaccination and the next 14 days.

^b Statistically significantly higher ($P < 0.05$) following BOOSTRIX as compared with Td vaccine.

^c Grade 3 injection site pain following BOOSTRIX was not inferior to Td vaccine (upper limit of 2-sided 95% CI for the difference [BOOSTRIX minus Td] in the percentage of subjects ≤4%).

^d Mid-upper region of the vaccinated arm.

^e Gastrointestinal symptoms included nausea, vomiting, diarrhea, and/or abdominal pain.

^f Oral temperatures or axillary temperatures.

Unsolicited Adverse Events in the U.S. Adolescent Study: The incidence of unsolicited adverse events reported in the 31 days after vaccination was comparable between the 2 groups (25.4% and 24.5% for BOOSTRIX and Td vaccine, respectively).

Solicited Adverse Events in the German Adolescent Study: BOOSTRIX was administered to 319 children aged 10 to 12 years previously vaccinated with 5 doses of acellular pertussis antigen-containing vaccines; 193 of these subjects received 5 doses of INFANRIX (Diphtheria and Tetanus Toxoids and Acellular Pertussis Vaccine Adsorbed). Table 3 presents the rates of solicited local adverse reactions and fever within 15 days of vaccination for those subjects who had previously been vaccinated with 5 doses of INFANRIX. No cases of whole arm swelling were reported. Two individuals (2/193) reported large injection site swelling (range: 110 to 200 mm diameter), in 1 case associated with Grade 3 pain. Neither individual sought medical attention. These episodes were reported to resolve without sequelae within 5 days.

Table 3. Rates of Solicited Local Adverse Reactions and Fever Reported within the 15-Day^a Post-Vaccination Period following Administration of BOOSTRIX in Adolescents Aged 10 to 12 Years Who Had Previously Received 5 Doses of INFANRIX

	BOOSTRIX (n = 193)
--	-------------------------------------

Adverse Reactions and Fever	%
Pain, any	62
Pain, Grade 2 or 3	33
Pain, Grade 3	6
Redness, any	48
Redness, >20 mm	15
Redness, ≥50 mm	11
Swelling, any	39
Swelling, >20 mm	18
Swelling, ≥50 mm	14
Fever, ≥99.5°F (37.5°C) ^b	9
Fever, >100.4°F (38.0°C) ^b	4
Fever, >102.2°F (39.0°C) ^b	1

INFANRIX = Diphtheria and Tetanus Toxoids and Acellular Pertussis Vaccine Adsorbed manufactured by GlaxoSmithKline Biologics.

n = Number of subjects with local/general symptoms sheets completed.

Grade 2 = Painful when limb moved.

Grade 3 = Spontaneously painful and/or prevented normal activity.

^a Day of vaccination and the next 14 days.

^b Oral temperatures or axillary temperatures.

Solicited Adverse Events in the U.S. Adult (Aged 19 to 64 Years) Study: Table 4 presents solicited local adverse reactions and general adverse events within 15 days of vaccination with BOOSTRIX or the comparator Tdap vaccine for the total vaccinated cohort.

Table 4. Rates of Solicited Local Adverse Reactions or General Adverse Events within the 15-Day^a Post-Vaccination Period in Adults Aged 19 to 64 Years (Total Vaccinated Cohort)

Adverse Reactions/Adverse Events	BOOSTRIX (n = 1,480) %	Tdap (n = 741) %
Local		
Pain, any	61	69
Pain, Grade 2 or 3	35	44
Pain, Grade 3	2	2
Redness, any	21	27
Redness, >20 mm	4	6
Redness, ≥50 mm	2	2
Swelling, any	18	26
Swelling, >20 mm	4	6
Swelling, ≥50 mm	1	3
General		
Headache, any	30	31
Headache, Grade 2 or 3	11	11
Headache, Grade 3	2	2
Fatigue, any	28	29
Fatigue, Grade 2 or 3	9	9
Fatigue, Grade 3	3	1
Gastrointestinal symptoms, any ^b	16	18

Gastrointestinal symptoms, Grade 2 or 3 ^b	4	6
Gastrointestinal symptoms, Grade 3 ^b	1	1
Fever, ≥99.5°F (37.5°C) ^c	6	8
Fever, >100.4°F (38.0°C) ^c	1	2
Fever, >102.2°F (39.0°C) ^c	0	0

Tdap = ADACEL (Tetanus Toxoid, Reduced Diphtheria Toxoid and Acellular Pertussis Vaccine Adsorbed, a Tdap vaccine manufactured by Sanofi Pasteur).

n = Number of subjects in the total vaccinated cohort with local/general symptoms sheets completed.

Grade 2 = Local: painful when limb moved; General: interfered with normal activity.

Grade 3 = Local/General: prevented normal activity.

^a Day of vaccination and the next 14 days.

^b Gastrointestinal symptoms included nausea, vomiting, diarrhea, and/or abdominal pain.

^c Oral temperatures.

Unsolicited Adverse Events in the U.S. Adult (Aged 19 to 64 Years) Study: The incidence of unsolicited adverse events reported in the 31 days after vaccination was comparable between the 2 groups (17.8% and 22.2% for BOOSTRIX and Tdap vaccine, respectively).

Solicited Adverse Events in the U.S. Elderly (Aged 65 Years and Older) Study: Table 5 presents solicited local adverse reactions and general adverse events within 4 days of vaccination with BOOSTRIX or the comparator Td vaccine for the total vaccinated cohort.

Table 5. Rates of Solicited Local Adverse Reactions or General Adverse Events within 4 Days^a of Vaccination in the Elderly Aged 65 Years and Older (Total Vaccinated Cohort)

Adverse Reactions/Adverse Events	BOOSTRIX %	Td %
Local	(n = 882)	(n = 444)
Pain, any	22	28
Pain, Grade 2 or 3	8	10
Pain, Grade 3	0.2	1
Redness, any	11	13
Redness, >20 mm	1	3
Redness, ≥50 mm	1	1
Swelling, any	8	12
Swelling, >20 mm	2	3
Swelling, ≥50 mm	1	1
General	(n = 882)	(n = 445)
Fatigue, any	13	15
Fatigue, Grade 2 or 3	3	3
Fatigue, Grade 3	1	1
Headache, any	12	12
Headache, Grade 2 or 3	2	2
Headache, Grade 3	1	0
Gastrointestinal symptoms, any ^b	8	9
Gastrointestinal symptoms, Grade 2 or 3 ^b	2	2
Gastrointestinal symptoms, Grade 3 ^b	0.3	0.4
Fever, ≥99.5°F (37.5°C) ^c	2	3
Fever, >100.4°F (38.0°C) ^c	0.2	0.2
Fever, >102.2°F (39.0°C) ^c	0	0

Td = DECAVAC (Tetanus and Diphtheria Toxoids Adsorbed, a U.S.-licensed Td vaccine, manufactured by Sanofi Pasteur).

n = Number of subjects with a documented dose.

Grade 2 = Local: painful when limb moved; General: interfered with normal activity.

Grade 3 = Local/General: prevented normal activity.

^a Day of vaccination and the next 3 days.

^b Gastrointestinal symptoms included nausea, vomiting, diarrhea, and/or abdominal pain.

^c Oral temperatures.

Unsolicited Adverse Events in the U.S. Elderly (Aged 65 Years and Older) Study: The incidence of unsolicited adverse events reported in the 31 days after vaccination was comparable between the 2 groups (17.1% and 14.4% for BOOSTRIX and Td vaccine, respectively).

Serious Adverse Events (SAEs): In the U.S. and German adolescent safety studies, no serious adverse events were reported to occur within 31 days of vaccination. During the 6-month extended safety evaluation period, no serious adverse events that were of potential autoimmune origin or new onset and chronic in nature were reported to occur. In non-U.S. adolescent studies in which serious adverse events were monitored for up to 37 days, 1 subject was diagnosed with insulin-dependent diabetes 20 days following administration of BOOSTRIX. No other serious adverse events of potential autoimmune origin or that were new onset and chronic in nature were reported to occur in these studies. In the U.S. adult (aged 19 to 64 years) study, serious adverse events were reported to occur during the entire study period (0-6 months) by 1.4% and 1.7% of subjects who received BOOSTRIX and the comparator Tdap vaccine, respectively. During the 6-month extended safety evaluation period, no serious adverse events of a neuroinflammatory nature or with information suggesting an autoimmune etiology were reported in subjects who received BOOSTRIX. In the U.S. elderly (aged 65 years and older) study, serious adverse events were reported to occur by 0.7% and 0.9% of subjects who received BOOSTRIX and the comparator Td vaccine, respectively, during the 31-day period after vaccination. Serious adverse events were reported to occur by 4.2% and 2.2% of subjects who received BOOSTRIX and the comparator Td vaccine, respectively, during the 6-month period after vaccination.

Revaccination Studies

U.S. Revaccination Studies in Adults: In 2 clinical studies, 974 adults (aged 20 years and older) were vaccinated with a dose of BOOSTRIX [see *Clinical Studies (14.3)*].

Solicited Adverse Events in the U.S. Revaccination Studies: Table 6 presents solicited local adverse reactions and general adverse events within 4 days of vaccination with BOOSTRIX for the total vaccinated cohort in both studies.

Table 6. Rates of Solicited Local Adverse Reactions or General Adverse Events within 4 Days^a of Vaccination in Adults Aged 20 to 73 Years (Total Vaccinated Cohort)

Adverse Reactions/ Adverse Events	Adults Aged 20 to 29 Years		Adults Aged 28 to 73 Years		
	BOOSTRIX ^b (n = 125) %	Td ^c (n = 36) %	BOOSTRIX ^d (n = 306) %	Tdap ^e (n = 137) %	Control ^f (n = 358) %
Local					
Pain, any	78	58	59	61	37
Pain, Grade 2 or 3	33	19	17	15	9
Pain, Grade 3	5	6	1	1	1
Redness, any	38	42	24	23	15
Redness, >20 mm	4	0	6	4	1
Redness, ≥50 mm ^g	1	0	2	2	0

Swelling, any	24	19	19	19	12
Swelling, >20 mm	2	3	3	3	3
Swelling, ≥50 mm ^h	0	0	1	2	1
General					
Headache, any	32	22	17	18	15
Headache, Grade 2 or 3	10	3	4	4	2
Headache, Grade 3	2	0	0	1	0.3
Fatigue, any	30	22	23	17	14
Fatigue, Grade 2 or 3	14	3	8	7	3
Fatigue, Grade 3	2	0	1	1	0
Gastrointestinal symptoms, any ⁱ	9	3	9	3	8
Gastrointestinal symptoms, Grade 2 or 3 ⁱ	2	0	2	0	3
Gastrointestinal symptoms, Grade 3 ⁱ	2	0	0	0	0
Fever, ≥100.4°F (38.0°C) ^j	1	0	1	0	1
Fever, >102.2°F (39.0°C) ^j	0	0	0.3	0	0

Td = Tetanus and Diphtheria Toxoids Adsorbed for Adult Use manufactured by MassBiologics.

Tdap = ADACEL (Tetanus Toxoid, Reduced Diphtheria Toxoid and Acellular Pertussis Vaccine Adsorbed, a Tdap vaccine manufactured by Sanofi Pasteur).

n = Number of subjects with a documented dose.

Grade 2 = Local: painful when limb moved and interfered with normal activities; General: interfered with normal activity.

Grade 3 = Local: significant pain at rest and/or prevented normal activity; General: prevented normal activity.

^a Day of vaccination and the next 3 days.

^b Subjects who were revaccinated with BOOSTRIX 10 years after initial vaccination with BOOSTRIX.

^c Subjects who received a dose of BOOSTRIX 10 years after initial vaccination with Td vaccine.

^d Subjects who were revaccinated with BOOSTRIX 9 years after initial vaccination with BOOSTRIX.

^e Subjects who received a dose of BOOSTRIX 9 years after initial vaccination with Tdap vaccine.

^f Control Group = Newly enrolled subjects who received an initial dose of BOOSTRIX.

^g In the study of adults aged 20 to 29 years, redness >50 mm was recorded.

^h In the study of adults aged 20 to 29 years, swelling >50 mm was recorded.

ⁱ Gastrointestinal symptoms included nausea, vomiting, diarrhea, and/or abdominal pain.

^j Oral temperatures.

Concomitant Vaccination with Meningococcal Conjugate Vaccine in Adolescents

Table 7 presents the percentages of subjects experiencing local reactions at the injection site for BOOSTRIX and solicited general events following BOOSTRIX. The incidence of unsolicited adverse events reported in the 31 days after any vaccination was similar following each dose of BOOSTRIX in all cohorts.

Table 7. Rates of Solicited Local Adverse Reactions or General Adverse Events Reported within the 4-Day Post-Vaccination Period following Administration of BOOSTRIX in Individuals Aged

11 to 18 Years (Total Vaccinated Cohort)

Adverse Reactions/Adverse Events	BOOSTRIX+MCV4 ^a (n = 441) %	BOOSTRIX → MCV4 ^b (n = 432-433) %	MCV4 → BOOSTRIX ^c (n = 441) %
Local (at injection site for BOOSTRIX)			
Pain, any	70	70	48
Redness, any	23	26	18
Swelling, any	18	18	12
General (following administration of BOOSTRIX)			
Fatigue	34	32	20
Headache	34	31	17
Gastrointestinal symptoms ^d	15	15	8
Fever, ≥99.5°F (37.5°C) ^e	5	4	2

MCV4 = MENACTRA (Meningococcal [Groups A, C, Y, and W-135] Polysaccharide Diphtheria Toxoid Conjugate Vaccine), Sanofi Pasteur.

n = number of subjects in the total vaccinated cohort with local/general symptoms sheets completed.

^a BOOSTRIX+MCV4 = Concomitant vaccination with BOOSTRIX and MENACTRA.

^b BOOSTRIX → MCV4 = BOOSTRIX followed by MCV4 1 month later.

^c MCV4 → BOOSTRIX = MCV4 followed by BOOSTRIX 1 month later.

^d Gastrointestinal symptoms included nausea, vomiting, diarrhea, and/or abdominal pain.

^e Oral temperatures.

6.2 Postmarketing Experience

In addition to reports in clinical trials for BOOSTRIX, the following adverse events have been identified in persons aged 10 years and older during postapproval use of BOOSTRIX worldwide. Because these events are reported voluntarily from a population of uncertain size, it is not always possible to reliably estimate their frequency or establish a causal relationship to the vaccine.

Blood and Lymphatic System Disorders

Lymphadenitis, lymphadenopathy.

Immune System Disorders

Allergic reactions, including anaphylactic and anaphylactoid reactions.

Cardiac Disorders

Myocarditis.

General Disorders and Administration Site Conditions

Extensive swelling of the injected limb, injection site induration, injection site inflammation, injection site mass, injection site pruritus, injection site nodule, injection site warmth, injection site reaction.

Musculoskeletal and Connective Tissue Disorders

Arthralgia, back pain, myalgia.

Nervous System Disorders

Convulsions (with and without fever), encephalitis, facial palsy, loss of consciousness, paresthesia, syncope.

Skin and Subcutaneous Tissue Disorders

Angioedema, exanthem, Henoch-Schönlein purpura, rash, urticaria.

7 DRUG INTERACTIONS

7.1 Concomitant Vaccine Administration

BOOSTRIX was administered concomitantly with MENACTRA in a clinical study of subjects aged 11 to 18 years [see *Clinical Studies (14.4)*]. Post-vaccination geometric mean antibody concentrations (GMCs) to pertactin (PRN) were lower following BOOSTRIX administered concomitantly with meningococcal conjugate vaccine compared with BOOSTRIX administered first. It is not known if the efficacy of BOOSTRIX is affected by the reduced response to PRN.

BOOSTRIX was administered concomitantly with FLUARIX (Influenza Virus Vaccine) in a clinical study of subjects aged 19 to 64 years [see *Clinical Studies (14.5)*]. Lower GMCs for antibodies to the pertussis antigens filamentous hemagglutinin (FHA) and PRN were observed when BOOSTRIX was administered concomitantly with FLUARIX as compared with BOOSTRIX alone. It is not known if the efficacy of BOOSTRIX is affected by the reduced response to FHA and PRN.

If BOOSTRIX is administered concomitantly with other injectable vaccines or Tetanus Immune Globulin, they should be given with separate syringes and at different injection sites. BOOSTRIX should not be mixed with any other vaccine in the same syringe or vial.

7.2 Immunosuppressive Therapies

Immunosuppressive therapies, including irradiation, antimetabolites, alkylating agents, cytotoxic drugs, and corticosteroids (used in greater than physiologic doses), may reduce the immune response to BOOSTRIX.

8 USE IN SPECIFIC POPULATIONS

8.1 Pregnancy

Pregnancy Exposure Registry

There is a pregnancy exposure registry that monitors pregnancy outcomes in women exposed to BOOSTRIX during pregnancy. Healthcare providers are encouraged to register women by calling 1-888-452-9622.

Risk Summary

All pregnancies have a risk of birth defect, loss, or other adverse outcomes. In the U.S. general population, the estimated background risk of major birth defects and miscarriage in clinically recognized pregnancies is 2% to 4% and 15% to 20%, respectively. There are no adequate and well-controlled studies of BOOSTRIX in pregnant women in the U.S.

Available data suggest that the rates of major birth defects and miscarriage in women who received BOOSTRIX within 28 days prior to conception or during pregnancy are consistent with estimated background rates (*see Data*).

A developmental toxicity study was performed in female rats administered INFANRIX prior to mating and BOOSTRIX during gestation, 0.1 mL at each occasion (a single human dose is 0.5 mL). In a second study, female rats were administered 0.2 mL of BOOSTRIX prior to mating and during the gestation and lactation period. In a third study, female New Zealand White rabbits were given 0.5 mL (full human dose) of BOOSTRIX (non-U.S. formulation) prior to mating and during gestation. These studies revealed no evidence of harm to the fetus due to BOOSTRIX (*see Data*).

Data

Human Data: An assessment of data from the U.S. pregnancy registry over approximately 14 years (2005-2019) included 1,455 prospective reports of exposure to BOOSTRIX within 28 days prior to conception or during pregnancy. Of these reports, 250 had known pregnancy outcomes available. After

excluding those with exposure in the third trimester (n = 193) and those with an unknown exposure timing (n = 10), there were 47 pregnancies with known outcomes with exposure within 28 days prior to conception through the second trimester. Outcomes among these prospectively followed pregnancies included 3 cases of miscarriage in women exposed in the first trimester and no major birth defects in infants born to women with exposure within 28 days prior to conception or during pregnancy.

An assessment of spontaneous and postmarketing data through August 2019 included 749 prospective reports of exposure to non-U.S. formulations of BOOSTRIX/Tdap or BOOSTRIX-Polio/Tdap-IPV within 28 days prior to conception or during pregnancy. Of these reports, 163 had known pregnancy outcomes available. After excluding elective terminations (n = 3), those with exposure in the third trimester (n = 61), and those with an unknown exposure timing (n = 6), there were 93 pregnancies with known outcomes with exposure during the 28 days prior to conception through the second trimester. Outcomes among these prospectively followed pregnancies included 1 live infant with a major birth defect born to a woman with exposure during the first trimester, 1 stillbirth in a woman exposed in the first trimester, and 4 cases of miscarriage in women exposed in the first trimester.

Animal Data: Developmental toxicity studies were performed in female rats and New Zealand White rabbits. In one study, female rats were administered 0.1 mL of INFANRIX (a single human dose is 0.5 mL) by intramuscular injection 30 days prior to mating and 0.1 mL of BOOSTRIX (a single human dose is 0.5 mL) by intramuscular injection on Gestation Days 6, 8, 11, and 15. The antigens in INFANRIX are the same as those in BOOSTRIX, but INFANRIX is formulated with higher quantities of these antigens. In a second study, female rats were administered 0.2 mL of BOOSTRIX by intramuscular injection 28 days and 14 days prior to mating, on Gestation Days 3, 8, 11, and 15, and on Lactation Day 7. In these studies, no adverse effects on embryo-fetal or pre-weaning development up to Postnatal Day 25 were observed; there were no fetal malformations or variations observed. In a third study, female New Zealand White rabbits were administered 0.5 mL (full human dose) of BOOSTRIX (non-U.S. formulation) by intramuscular injection on Premating Days -28 and -14 and on Gestation Days 3, 8, 11, 15, and 24. In this study, no adverse effects on embryo-fetal development related to BOOSTRIX were observed; postnatal development was not evaluated.

8.2 Lactation

Risk Summary

It is not known whether the vaccine components of BOOSTRIX are excreted in human milk. Data are not available to assess the effect of administration of BOOSTRIX on breastfed infants or on milk production/excretion. The developmental and health benefits of breastfeeding should be considered along with the mother's clinical need for BOOSTRIX and any potential adverse effects on the breastfed child from BOOSTRIX or from the underlying maternal condition. For preventive vaccines, the underlying maternal condition is susceptibility to disease prevented by the vaccine.

8.4 Pediatric Use

BOOSTRIX is not indicated for use in children aged younger than 10 years. Safety and effectiveness of BOOSTRIX in this age group have not been established.

8.5 Geriatric Use

In the initial-dose clinical trials, 1,104 subjects aged 65 years and older received BOOSTRIX; of these subjects, 299 were aged 75 years and older. Adverse events following BOOSTRIX were similar in frequency to those reported with the comparator Td vaccine [see *Adverse Reactions (6.1)*].

A revaccination study of BOOSTRIX in adults aged 28 to 73 years [see *Clinical Studies (14.3)*] did not include sufficient numbers of subjects aged 65 and older to determine whether they respond differently from younger subjects.

11 DESCRIPTION

BOOSTRIX (Tetanus Toxoid, Reduced Diphtheria Toxoid and Acellular Pertussis Vaccine, Adsorbed) is a noninfectious, sterile, vaccine for intramuscular administration. It contains tetanus toxoid, diphtheria toxoid, and pertussis antigens (inactivated pertussis toxin [PT] and formaldehyde-treated FHA and PRN). The antigens are the same as those in INFANRIX, but BOOSTRIX is formulated with reduced quantities of these antigens.

Tetanus toxin is produced by growing *Clostridium tetani* (*C. tetani*) in a modified Latham medium derived from bovine casein. The diphtheria toxin is produced by growing *Corynebacterium diphtheriae* (*C. diphtheriae*) in Fenton medium containing a bovine extract. The bovine materials used in these extracts are sourced from countries which the United States Department of Agriculture (USDA) has determined neither have nor are at risk of bovine spongiform encephalopathy (BSE). Both toxins are detoxified with formaldehyde, concentrated by ultrafiltration, and purified by precipitation, dialysis, and sterile filtration.

The acellular pertussis antigens (PT, FHA, and PRN) are isolated from *Bordetella pertussis* (*B. pertussis*) culture grown in modified Stainer-Scholte liquid medium. PT and FHA are isolated from the fermentation broth; PRN is extracted from the cells by heat treatment and flocculation. The antigens are purified in successive chromatographic and precipitation steps. PT is detoxified using glutaraldehyde and formaldehyde. FHA and PRN are treated with formaldehyde.

Each antigen is individually adsorbed onto aluminum hydroxide. Each 0.5-mL dose is formulated to contain 5 Lf of tetanus toxoid, 2.5 Lf of diphtheria toxoid, 8 mcg of inactivated PT, 8 mcg of FHA, and 2.5 mcg of PRN (69 kiloDalton outer membrane protein).

Tetanus and diphtheria toxoid potency is determined by measuring the amount of neutralizing antitoxin in previously immunized guinea pigs. The potency of the acellular pertussis components (inactivated PT and formaldehyde-treated FHA and PRN) is determined by enzyme-linked immunosorbent assay (ELISA) on sera from previously immunized mice.

Each 0.5-mL dose contains aluminum hydroxide as adjuvant (not more than 0.39 mg aluminum by assay), 4.4 mg of sodium chloride, ≤ 100 mcg of residual formaldehyde, and ≤ 100 mcg of polysorbate 80 (Tween 80).

BOOSTRIX is available in vials and prefilled syringes. The tip caps of the prefilled syringes contain natural rubber latex; the plungers are not made with natural rubber latex. The vial stoppers are not made with natural rubber latex.

BOOSTRIX is formulated without preservatives.

12 CLINICAL PHARMACOLOGY

12.1 Mechanism of Action

Tetanus

Tetanus is a condition manifested primarily by neuromuscular dysfunction caused by a potent exotoxin released by *C. tetani*. Protection against disease is due to the development of neutralizing antibodies to the tetanus toxin. A serum tetanus antitoxin level of at least 0.01 IU/mL, measured by neutralization assays, is considered the minimum protective level.² A level ≥ 0.1 IU/mL by ELISA has been considered as protective.

Diphtheria

Diphtheria is an acute toxin-mediated infectious disease caused by toxigenic strains of *C. diphtheriae*. Protection against disease is due to the development of neutralizing antibodies to the diphtheria toxin. A serum diphtheria antitoxin level of 0.01 IU/mL, measured by neutralization assays, is the lowest level giving some degree of protection; a level of 0.1 IU/mL by ELISA is regarded as protective.³ Diphtheria antitoxin levels ≥ 1.0 IU/mL by ELISA have been associated with long-term protection.³

Pertussis

Pertussis (whooping cough) is a disease of the respiratory tract caused by *B. pertussis*. The role of the different components produced by *B. pertussis* in either the pathogenesis of, or the immunity to, pertussis is not well understood.

13 NONCLINICAL TOXICOLOGY

13.1 Carcinogenesis, Mutagenesis, Impairment of Fertility

BOOSTRIX has not been evaluated for carcinogenic or mutagenic potential, or for impairment of male fertility in animals. Vaccination of female rabbits and rats with BOOSTRIX had no effect on fertility. [See *Use in Specific Populations (8.1)*.]

14 CLINICAL STUDIES

14.1 Effectiveness of BOOSTRIX, INFANRIX, and PEDIARIX

Effectiveness of BOOSTRIX

The effectiveness of the tetanus and diphtheria toxoid components of BOOSTRIX is based on the immunogenicity of the individual antigens compared with U.S.-licensed vaccines using established serologic correlates of protection. The effectiveness of the pertussis components of BOOSTRIX was evaluated by comparison of the immune response of adolescents and adults following an initial dose of BOOSTRIX to the immune response of infants following a 3-dose primary series of INFANRIX or by comparison of the immune response of adults following an additional dose of BOOSTRIX to the immune response of infants following a 3-dose primary series of PEDIARIX. In addition, the ability of BOOSTRIX to induce a booster response to each of the antigens was evaluated.

Efficacy of INFANRIX Against Pertussis

The efficacy of a 3-dose primary series of INFANRIX in infants has been assessed in 2 clinical studies: A prospective efficacy trial conducted in Germany employing a household contact study design and a double-blind, randomized, active Diphtheria and Tetanus Toxoids (DT)-controlled trial conducted in Italy sponsored by the National Institutes of Health (NIH) (for details see INFANRIX prescribing information). In the household contact study, the protective efficacy of INFANRIX in infants against WHO-defined pertussis (21 days or more of paroxysmal cough with infection confirmed by culture and/or serologic testing) was calculated to be 89% (95% CI: 77%, 95%). When the definition of pertussis was expanded to include clinically milder disease, with infection confirmed by culture and/or serologic testing, the efficacy of INFANRIX against ≥ 7 days of any cough was 67% (95% CI: 52%, 78%) and against ≥ 7 days of paroxysmal cough was 81% (95% CI: 68%, 89%) (for details see INFANRIX prescribing information).

Immune Responses to Pertussis Antigens of PEDIARIX Compared with INFANRIX

The diphtheria, tetanus, and pertussis components in PEDIARIX are the same as those in INFANRIX. The effectiveness of the pertussis component of PEDIARIX was determined in clinical trials by comparison to antibody responses to INFANRIX (for details see PEDIARIX prescribing information).

Immune Responses to Pertussis Antigens of BOOSTRIX Compared with INFANRIX or PEDIARIX

Although a serologic correlate of protection for pertussis has not been established, serological data from a subset of infants immunized with a 3-dose primary series of INFANRIX in the German household contact study were compared with the sera of adolescents and adults immunized with an initial dose of BOOSTRIX [see *Clinical Studies (14.2)*]. Serological data from infants immunized with a 3-dose primary series of PEDIARIX in an additional pediatric study were compared with the sera of adults immunized with an additional dose of BOOSTRIX [see *Clinical Studies (14.3)*]. The GMCs to each of the pertussis antigens 1 month following a dose of BOOSTRIX were compared with the GMCs of

infants following INFANRIX administered at 3, 4, and 5 months of age or were compared with the GMCs of infants following PEDIARIX administered at 2, 4, and 6 months of age. The majority of subjects in the study of INFANRIX had only anti-PT serology data.

14.2 Immunological Evaluation following an Initial Dose of BOOSTRIX

Adolescents (Aged 10 to 18 years)

In a multicenter, randomized, observer-blinded, controlled study conducted in the United States, the immune responses to each of the antigens contained in BOOSTRIX were evaluated in sera obtained approximately 1 month after administration of a single dose of vaccine to adolescent subjects (aged 10 to 18 years). Of the subjects enrolled in this study, approximately 76% were aged 10 to 14 years and 24% were aged 15 to 18 years. Approximately 98% of participants in this study had received the recommended series of 4 or 5 doses of either DTwP or a combination of DTwP and DTaP in childhood. The racial/ethnic demographics were as follows: White 85.8%, Black 5.7%, Hispanic 5.6%, Oriental 0.8%, and other 2.1%.

Response to Tetanus and Diphtheria Toxoids: The antibody responses to the tetanus and diphtheria toxoids of BOOSTRIX compared with Td vaccine are shown in Table 8. One month after a single dose, anti-tetanus and anti-diphtheria seroprotective rates (≥ 0.1 IU/mL by ELISA) and booster response rates were comparable between BOOSTRIX and the comparator Td vaccine.

Table 8. Antibody Responses to Tetanus and Diphtheria Toxoids following BOOSTRIX Compared with Td Vaccine in Adolescents Aged 10 to 18 Years (ATP Cohort for Immunogenicity)

Antibodies	n	% ≥ 0.1 IU/mL ^a (95% CI)	% ≥ 1.0 IU/mL ^a (95% CI)	% Booster Response ^b (95% CI)
Anti-tetanus				
BOOSTRIX	2,469-2,516			
Pre-vaccination		97.7 (97.1, 98.3)	36.8 (34.9, 38.7)	–
Post-vaccination		100 (99.8, 100) ^c	99.5 (99.1, 99.7) ^d	89.7 (88.4, 90.8) ^c
Td	817-834			
Pre-vaccination		96.8 (95.4, 97.9)	39.9 (36.5, 43.4)	–
Post-vaccination		100 (99.6, 100)	99.8 (99.1, 100)	92.5 (90.5, 94.2)
Anti-diphtheria				
BOOSTRIX	2,463-2,515			
Pre-vaccination		85.8 (84.3, 87.1)	17.1 (15.6, 18.6)	–
Post-vaccination		99.9 (99.7, 100) ^c	97.3 (96.6, 97.9) ^d	90.6 (89.4, 91.7) ^c
Td	814-834			
Pre-vaccination		84.8 (82.1, 87.2)	19.5 (16.9, 22.4)	–
Post-vaccination		99.9 (99.3, 100)	99.3 (98.4, 99.7)	95.9 (94.4, 97.2)

Td = Tetanus and Diphtheria Toxoids, Adsorbed manufactured by MassBiologics.

ATP = According-to-protocol; CI = Confidence Interval.

^a Measured by ELISA.

^b Booster response: In subjects with pre-vaccination < 0.1 IU/mL, post-vaccination concentration ≥ 0.4 IU/mL. In subjects with pre-vaccination concentration ≥ 0.1 IU/mL, an increase of at least 4 times the pre-vaccination concentration.

^c Seroprotection rate or booster response rate to BOOSTRIX was non-inferior to Td (upper limit of 2-sided 95% CI on the difference for Td minus BOOSTRIX $\leq 10\%$).

^d Non-inferiority criteria not prospectively defined for this endpoint.

Response to Pertussis Antigens: The booster response rates of adolescents to the pertussis antigens are shown in Table 9. For each of the pertussis antigens the lower limit of the 2-sided 95% CI for the percentage of subjects with a booster response exceeded the pre-defined lower limit of 80% for demonstration of an acceptable booster response.

Table 9. Booster Responses to the Pertussis Antigens following BOOSTRIX in Adolescents Aged 10 to 18 Years (ATP Cohort for Immunogenicity)

Pertussis Antibodies	n	BOOSTRIX
		% Booster Response ^a (95% CI)
Anti-PT	2,677	84.5 (83.0, 85.9)
Anti-FHA	2,744	95.1 (94.2, 95.9)
Anti-PRN	2,752	95.4 (94.5, 96.1)

ATP = According-to-protocol; CI = Confidence Interval; PT = Pertussis toxin; FHA = Filamentous hemagglutinin; PRN = Pertactin.

^a Booster response: In initially seronegative subjects (<5 EL.U./mL), post-vaccination antibody concentrations ≥ 20 EL.U./mL. In initially seropositive subjects with pre-vaccination antibody concentrations ≥ 5 EL.U./mL and <20 EL.U./mL, an increase of at least 4 times the pre-vaccination antibody concentration. In initially seropositive subjects with pre-vaccination antibody concentrations ≥ 20 EL.U./mL, an increase of at least 2 times the pre-vaccination antibody concentration.

The GMCs to each of the pertussis antigens 1 month following a single dose of BOOSTRIX were compared with the GMCs of a subset of infants following a 3-dose primary series of INFANRIX in the German household contact study [see *Clinical Studies (14.1)*]. Table 10 presents the results for the total immunogenicity cohort in both studies (vaccinated subjects with serology data available for at least 1 pertussis antigen). Anti-PT, anti-FHA, and anti-PRN antibody concentrations observed in adolescents 1 month after a single dose of BOOSTRIX were non-inferior to those infants following a primary vaccination series with INFANRIX.

Table 10. Ratio of GMCs to Pertussis Antigens following 1 Dose of BOOSTRIX in Adolescents Aged 10 to 18 Years Compared with 3 Doses of INFANRIX in Infants (Total Immunogenicity Cohort)

Pertussis Antibodies	BOOSTRIX (n)	INFANRIX (n)	GMC Ratio: BOOSTRIX/INFANRIX (95% CI)
Anti-PT	2,941	2,884	1.90 (1.82, 1.99) ^a
Anti-FHA	2,979	685	7.35 (6.85, 7.89) ^a
Anti-PRN	2,978	631	4.19 (3.73, 4.71) ^a

GMC = Geometric mean antibody concentration, measured in ELISA units; CI = Confidence Interval; PT = Pertussis toxin; FHA = Filamentous hemagglutinin; PRN = Pertactin.

n = Number of subjects for GMC evaluation.

^a GMC following BOOSTRIX was non-inferior to GMC following INFANRIX (lower limit of 95% CI for the GMC ratio of BOOSTRIX/INFANRIX >0.67).

Adults (Aged 19 to 64 Years)

A multicenter, randomized, observer-blinded study, conducted in the United States, evaluated the immunogenicity of BOOSTRIX compared with the licensed comparator Tdap vaccine (Sanofi Pasteur). Vaccines were administered as a single dose to subjects (N = 2,284) who had not received a tetanus-diphtheria booster within 5 years. The immune responses to each of the antigens contained in BOOSTRIX were evaluated in sera obtained approximately 1 month after administration. Approximately

33% of subjects were aged 19 to 29 years, 33% were aged 30 to 49 years, and 34% were aged 50 to 64 years. Among subjects in the combined vaccine groups, 62% were female; 84% of subjects were White, 8% Black, 1% Asian, and 7% were of other racial/ethnic groups.

Response to Tetanus and Diphtheria Toxoids: The antibody responses to the tetanus and diphtheria toxoids of BOOSTRIX compared with the comparator Tdap vaccine are shown in Table 11. One month after a single dose, anti-tetanus and anti-diphtheria seroprotective rates (≥ 0.1 IU/mL by ELISA) were comparable between BOOSTRIX and the comparator Tdap vaccine.

Table 11. Antibody Responses to Tetanus and Diphtheria Toxoids following 1 Dose of BOOSTRIX Compared with the Comparator Tdap Vaccine in Adults Aged 19 to 64 Years (ATP Cohort for Immunogenicity)

Antibodies	n	% ≥ 0.1 IU/mL ^a (95% CI)	% ≥ 1.0 IU/mL ^a (95% CI)
Anti-tetanus			
BOOSTRIX	1,445-1,447		
Pre-vaccination		95.9 (94.8, 96.9)	71.9 (69.5, 74.2)
Post-vaccination		99.6 (99.1, 99.8) ^b	98.3 (97.5, 98.9) ^b
Tdap	727-728		
Pre-vaccination		97.2 (95.8, 98.3)	74.7 (71.4, 77.8)
Post-vaccination		100 (95.5, 100)	99.3 (98.4, 99.8)
Anti-diphtheria			
BOOSTRIX	1,440-1,444		
Pre-vaccination		85.2 (83.3, 87.0)	23.7 (21.5, 26.0)
Post-vaccination		98.2 (97.4, 98.8) ^b	87.9 (86.1, 89.5) ^c
Tdap	720-727		
Pre-vaccination		89.2 (86.7, 91.3)	26.5 (23.3, 29.9)
Post-vaccination		98.6 (97.5, 99.3)	92.0 (89.8, 93.9)

Tdap = Tetanus Toxoid, Reduced Diphtheria Toxoid and Acellular Pertussis Vaccine, Adsorbed manufactured by Sanofi Pasteur.

ATP = According-to-protocol; CI = Confidence Interval.

^a Measured by ELISA.

^b Seroprotection rates for BOOSTRIX were non-inferior to the comparator Tdap vaccine (lower limit of 95% CI on the difference of BOOSTRIX minus Tdap $\geq -10\%$).

^c Non-inferiority criteria not prospectively defined for this endpoint.

Response to Pertussis Antigens: Booster response rates to the pertussis antigens are shown in Table 12. For the FHA and PRN antigens, the lower limit of the 95% CI for the booster responses exceeded the pre-defined limit of 80% demonstrating an acceptable booster response following BOOSTRIX. The PT antigen booster response lower limit of the 95% CI (74.9%) did not exceed the pre-defined limit of 80%.

Table 12. Booster Responses to the Pertussis Antigens following 1 Dose of BOOSTRIX in Adults Aged 19 to 64 Years (ATP Cohort for Immunogenicity)

Pertussis Antibodies	n	BOOSTRIX % Booster Response ^a (95% CI)
Anti-PT	1,419	77.2 (74.9, 79.3) ^b
Anti-FHA	1,433	96.9 (95.8, 97.7) ^c

Anti-PRN	1,441	93.2 (91.8, 94.4) ^c
----------	-------	--------------------------------

ATP = According-to-protocol; CI = Confidence Interval; PT = Pertussis toxin; FHA = Filamentous hemagglutinin; PRN = Pertactin.

^a Booster response: In initially seronegative subjects (<5 EL.U./mL), post-vaccination antibody concentrations ≥ 20 EL.U./mL. In initially seropositive subjects with pre-vaccination antibody concentrations ≥ 5 EL.U./mL and <20 EL.U./mL, an increase of at least 4 times the pre-vaccination antibody concentration. In initially seropositive subjects with pre-vaccination antibody concentrations ≥ 20 EL.U./mL, an increase of at least 2 times the pre-vaccination antibody concentration.

^b The PT antigen booster response lower limit of the 95% CI did not exceed the pre-defined limit of 80%.

^c The FHA and PRN antigens booster response lower limit of the 95% CI exceeded the pre-defined limit of 80%.

The GMCs to each of the pertussis antigens 1 month following a single dose of BOOSTRIX were compared with the GMCs of a subset of infants following a 3-dose primary series of INFANRIX in the German household contact study [see *Clinical Studies (14.1)*]. Table 13 presents the results for the total immunogenicity cohort in both studies (vaccinated subjects with serology data available for at least 1 pertussis antigen). Anti-PT, anti-FHA, and anti-PRN antibody concentrations observed in adults 1 month after a single dose of BOOSTRIX were non-inferior to those infants following a primary vaccination series with INFANRIX.

Table 13. Ratio of GMCs to Pertussis Antigens following 1 Dose of BOOSTRIX in Adults Aged 19 to 64 Years Compared with 3 Doses of INFANRIX in Infants (Total Immunogenicity Cohort)

Pertussis Antibodies	BOOSTRIX (n)	INFANRIX (n)	GMC Ratio: BOOSTRIX/INFANRIX (95% CI)
Anti-PT	1,460	2,884	1.39 (1.32, 1.47) ^a
Anti-FHA	1,472	685	7.46 (6.86, 8.12) ^a
Anti-PRN	1,473	631	3.56 (3.10, 4.08) ^a

GMC = Geometric mean antibody concentration; CI = Confidence Interval; PT = Pertussis toxin; FHA = Filamentous hemagglutinin; PRN = Pertactin.

n = Number of subjects for GMC evaluation.

^a BOOSTRIX was non-inferior to INFANRIX (lower limit of 95% CI for the GMC ratio of BOOSTRIX/INFANRIX ≥ 0.67).

Elderly (Aged 65 Years and Older)

The U.S. elderly (aged 65 years and older) study, a randomized, observer-blinded study, evaluated the immunogenicity of BOOSTRIX (n = 887) compared with a U.S.-licensed comparator Td vaccine (n = 445) (Sanofi Pasteur). Vaccines were administered as a single dose to subjects who had not received a tetanus-diphtheria booster within 5 years. Among all vaccine recipients, the mean age was approximately 72 years; 54% were female and 95% were White. The immune responses to each of the antigens contained in BOOSTRIX were evaluated in sera obtained approximately 1 month after administration.

Response to Tetanus and Diphtheria Toxoids: Immune responses to tetanus and diphtheria toxoids were measured 1 month after administration of a single dose of BOOSTRIX or a comparator Td vaccine.

Anti-tetanus and anti-diphtheria seroprotective rates (≥ 0.1 IU/mL) were comparable between BOOSTRIX and the comparator Td vaccine (Table 14).

Table 14. Immune Responses to Tetanus and Diphtheria Toxoids following BOOSTRIX or Comparator Td Vaccine in the Elderly Aged 65 Years and Older (ATP Cohort for

Immunogenicity)

Anti-Tetanus and Anti-Diphtheria Titers	BOOSTRIX	Td
	(n = 844-864)	(n = 430-439)
Anti-tetanus		
% ≥0.1 IU/mL (95% CI)	96.8 (95.4, 97.8) ^a	97.5 (95.6, 98.7)
% ≥1.0 IU/mL (95% CI)	88.8 (86.5, 90.8) ^a	90.0 (86.8, 92.6)
Anti-diphtheria		
% ≥0.1 IU/mL (95% CI)	84.9 (82.3, 87.2) ^a	86.6 (83.0, 89.6)
% ≥1.0 IU/mL (95% CI)	52.0 (48.6, 55.4) ^b	51.2 (46.3, 56.0)

Td = Tetanus and Diphtheria Toxoids Adsorbed, a U.S.-licensed Td vaccine, manufactured by Sanofi Pasteur.

ATP = According-to-protocol; CI = Confidence Interval.

^a Seroprotection rates for BOOSTRIX were non-inferior to the comparator Td vaccine (lower limit of 95% CI on the difference of BOOSTRIX minus Td ≥-10%).

^b Non-inferiority criteria not prospectively defined for this endpoint.

Response to Pertussis Antigens: The GMCs to each of the pertussis antigens 1 month following a single dose of BOOSTRIX were compared with the GMCs of a subset of infants following a 3-dose primary series of INFANRIX in the German household contact study [see *Clinical Studies (14.1)*]. Table 15 presents the results for the total immunogenicity cohort in both studies (vaccinated subjects with serology data available for at least 1 pertussis antigen). Anti-PT, anti-FHA, and anti-PRN antibody concentrations in the elderly 1 month after a single dose of BOOSTRIX were non-inferior to those of infants following a primary vaccination series with INFANRIX.

Table 15. Ratio of GMCs to Pertussis Antigens following 1 Dose of BOOSTRIX in the Elderly Aged 65 Years and Older Compared with 3 Doses of INFANRIX in Infants (Total Immunogenicity Cohort)

Pertussis Antibodies	BOOSTRIX (n)	INFANRIX (n)	GMC Ratio: BOOSTRIX/INFANRIX (95% CI)
Anti-PT	865	2,884	1.07 (1.00, 1.15) ^a
Anti-FHA	847	685	8.24 (7.45, 9.12) ^a
Anti-PRN	878	631	0.93 (0.79, 1.10) ^a

GMC = Geometric mean antibody concentration; CI = Confidence Interval; PT = Pertussis toxin; FHA = Filamentous hemagglutinin; PRN = Pertactin.

n = Number of subjects for GMC evaluation.

^a BOOSTRIX was non-inferior to INFANRIX (lower limit of 95% CI for the GMC ratio of BOOSTRIX/INFANRIX ≥0.67).

14.3 Immunological Evaluation following Revaccination with BOOSTRIX

Adults (Aged 20 to 29 Years)

A multicenter, open-label, controlled study conducted in the United States evaluated the immunogenicity of BOOSTRIX in adults aged 20 to 29 years who received an initial dose of BOOSTRIX (n = 128) or the comparator Td vaccine (MassBiologics) (n = 37) in the U.S. adolescent (aged 10 to 18 years) study. BOOSTRIX was administered to all subjects 10 years after initial vaccination. The immune responses to each of the antigens contained in BOOSTRIX were evaluated in sera obtained approximately 1 month after vaccine administration. Among all vaccine recipients, the mean age was 23.5 years; 45.5% were female, and 87.9% were White.

Response to Tetanus and Diphtheria Toxoids: The antibody responses to the tetanus and diphtheria toxoids of BOOSTRIX are shown in Table 16. One month after vaccination, anti-tetanus and anti-diphtheria seroprotective rates (≥ 0.1 IU/mL by ELISA) were comparable between groups.

Table 16. Antibody Responses to Tetanus and Diphtheria Toxoids following BOOSTRIX in Adults Aged 20 to 29 Years (ATP Cohort for Immunogenicity)

Antibodies	n	% ≥ 0.1 IU/mL ^a (95% CI)	% ≥ 1.0 IU/mL ^a (95% CI)
Anti-tetanus			
BOOSTRIX ^b	115		
Pre-vaccination		100 (96.8, 100)	74.8 (65.8, 82.4)
Post-vaccination		100 (96.8, 100) ^c	100 (96.8, 100) ^d
Td ^e	35		
Pre-vaccination		100 (90, 100)	77.1 (59.9, 89.6)
Post-vaccination		100 (90, 100)	100 (90, 100)
Anti-diphtheria			
BOOSTRIX ^b	115		
Pre-vaccination		100 (96.8, 100)	60.9 (51.3, 69.8)
Post-vaccination		100 (96.8, 100) ^c	100 (96.8, 100) ^d
Td ^e	35		
Pre-vaccination		100 (90, 100)	65.7 (47.8, 80.9)
Post-vaccination		100 (90,100)	97.1 (85.1, 99.9)

Td manufactured by MassBiologics.

ATP = According-to-protocol; CI = Confidence Interval.

n = Number of subjects with available results.

^a Measured by ELISA.

^b Subjects who were revaccinated with BOOSTRIX 10 years after initial vaccination with BOOSTRIX.

^c Seroprotection rates following revaccination with BOOSTRIX were non-inferior to an initial dose of BOOSTRIX (Td group) (lower limit of 2-sided 95% CI on the difference for second dose of BOOSTRIX minus first dose of BOOSTRIX $\geq -10\%$).

^d Non-inferiority criteria not prospectively defined for this endpoint.

^e Subjects who received a dose of BOOSTRIX 10 years after initial vaccination with Td vaccine.

Response to Pertussis Antigens: The GMCs to each of the pertussis antigens 1 month following revaccination with BOOSTRIX in subjects who had received an initial dose of BOOSTRIX 10 years earlier were compared with the GMCs of infants following a 3-dose primary series of PEDIARIX [see *Clinical Studies (14.1)*]. Table 17 presents the results for the ATP cohort for immunogenicity in both studies. Anti-PT, anti-FHA, and anti-PRN antibody concentrations observed in adults 1 month after revaccination with BOOSTRIX were non-inferior to those of infants following a primary vaccination series with PEDIARIX.

Table 17. Ratio of GMCs to Pertussis Antigens following BOOSTRIX in Adults Aged 20 to 29 Years Compared with 3 Doses of PEDIARIX in Infants (ATP Cohort for Immunogenicity)

Pertussis Antibodies	BOOSTRIX ^a (n)	PEDIARIX (n)	GMC Ratio: BOOSTRIX/PEDIARIX (95% CI)
Anti-PT	115	149	1.81 (1.48, 2.21) ^b
Anti-FHA	115	149	2.37 (1.98, 2.83) ^b
Anti-PRN	115	149	9.87 (7.80, 12.49) ^b

GMC = Geometric mean antibody concentration; CI = Confidence Interval; PT = Pertussis toxin; FHA = Filamentous hemagglutinin; PRN = Pertactin.

n = Number of subjects for GMC evaluation.

^a Subjects who were revaccinated with BOOSTRIX 10 years after initial vaccination with BOOSTRIX.

^b BOOSTRIX was non-inferior to PEDIARIX (lower limit of 95% CI for the GMC ratio of BOOSTRIX/PEDIARIX ≥ 0.67).

Adults (Aged 28 to 73 Years)

A multicenter, open-label, controlled study conducted in the United States evaluated the immunogenicity of BOOSTRIX in adults aged 28 to 73 years who received an initial dose of BOOSTRIX (n = 309) or the licensed comparator Tdap vaccine (Sanofi Pasteur) (n = 138) in the U.S. adult (aged 19 to 64 years) study. BOOSTRIX was administered to all subjects 9 years after initial vaccination. A control group of newly enrolled adult subjects received an initial dose of BOOSTRIX (n = 362). The immune responses to each of the antigens contained in BOOSTRIX were evaluated in sera obtained approximately 1 month after vaccine administration. Of the subjects enrolled in this study, the mean age was 52.1 years; 62.6% were female, and 86.6% were White.

Response to Tetanus and Diphtheria Toxoids: The antibody responses to the tetanus and diphtheria toxoids of BOOSTRIX are shown in Table 18. One month after vaccination, anti-tetanus and anti-diphtheria seroprotective rates (≥ 0.1 IU/mL by ELISA) were comparable between groups.

Table 18. Antibody Responses to Tetanus and Diphtheria Toxoids following BOOSTRIX in Adults Aged 28 to 73 Years (ATP Cohort for Immunogenicity)

Antibodies	n	% ≥ 0.1 IU/mL ^a (95% CI)	% ≥ 1.0 IU/mL ^a (95% CI)	% Booster Response ^b (95% CI)
Anti-tetanus				
BOOSTRIX ^c	268-271			
Pre-vaccination		98.1 (95.7, 99.4)	78.7 (73.3, 83.5)	
Post-vaccination		100 (98.6, 100) ^d	99.3 (97.4, 99.9) ^e	47.0 (40.9, 53.2) ^f
Tdap ^g	120-121			
Pre-vaccination		100 (97.0, 100)	84.2 (76.4, 90.2)	
Post-vaccination		100 (97.0, 100) ^d	100 (97.0, 100) ^e	36.7 (28.1, 45.9) ^f
Control ^h	324-327			
Pre-vaccination		93.8 (90.6, 96.2)	71.3 (66.0, 76.2)	
Post-vaccination		99.7 (98.3, 100)	97.6 (95.2, 98.9)	48.5 (42.9, 54.0)
Anti-diphtheria				
BOOSTRIX ^c	269-271			
Pre-vaccination		91.1 (87.0, 94.2)	42.4 (36.4, 48.5)	
Post-vaccination		99.3 (97.4, 99.9) ^d	91.9 (88.0, 94.8) ^e	62.8 (56.7, 68.6) ^f
Tdap ^g	118-121			
Pre-vaccination		95.8 (90.4, 98.6)	45.8 (36.6, 55.2)	
Post-vaccination		99.2 (95.5, 100) ^d	93.4 (87.4, 97.1) ^e	60.2 (50.7, 69.1) ^f
Control ^h	324-326			
Pre-vaccination		81.8 (77.1, 85.8)	28.4 (23.5, 33.6)	
Post-vaccination		97.9 (95.6, 99.1)	86.5 (82.3, 90.0)	68.7 (63.4, 73.7)

Tdap = Tetanus Toxoid, Reduced Diphtheria Toxoid and Acellular Pertussis Vaccine, Adsorbed manufactured by Sanofi Pasteur.

ATP = According-to-protocol; CI = Confidence Interval.

n = Number of subjects with available results

n Number of subjects with available results.

^a Measured by ELISA.

^b Booster response: In subjects with pre-vaccination <0.1 IU/mL, post-vaccination concentration ≥0.4 IU/mL. In subjects with pre-vaccination concentration ≥0.1 IU/mL, an increase of at least 4 times the pre-vaccination concentration.

^c Subjects who were revaccinated with BOOSTRIX 9 years after initial vaccination with BOOSTRIX.

^d Seroprotection rates following a dose of BOOSTRIX in subjects who had received an initial dose of BOOSTRIX or the licensed comparator Tdap vaccine were non-inferior to an initial dose of BOOSTRIX (Control Group) (lower limit of 97.5% CI on the difference of BOOSTRIX minus Control Group ≥-10%).

^e Non-inferiority criteria not prospectively defined for this endpoint.

^f The booster response rates following a dose of BOOSTRIX in subjects who had received an initial dose of BOOSTRIX or the licensed comparator Tdap vaccine did not meet the pre-defined non-inferiority criteria (lower limit of the 97.5% CIs ≥-10% [BOOSTRIX minus Control Group] and [Tdap minus Control Group]).

^g Subjects who received a dose of BOOSTRIX 9 years after initial vaccination with Tdap vaccine.

^h Control Group = Newly enrolled subjects who received an initial dose of BOOSTRIX.

Response to Pertussis Antigens: The GMCs to each of the pertussis antigens 1 month following a dose of BOOSTRIX in subjects who had received an initial dose of BOOSTRIX or the licensed comparator Tdap vaccine (Sanofi Pasteur) 9 years earlier were compared with the GMCs of infants following a 3-dose primary series of PEDIARIX [see *Clinical Studies (14.1)*]. Table 19 presents the results for the ATP cohort for immunogenicity in both studies. Anti-PT, anti-FHA, and anti-PRN antibody concentrations observed in adults 1 month after a dose of BOOSTRIX were non-inferior to those of infants following a primary vaccination series with PEDIARIX.

Table 19. Ratio of GMCs to Pertussis Antigens following BOOSTRIX in Adults Aged 28 to 73 Years Compared with 3 Doses of PEDIARIX in Infants (ATP Cohort for Immunogenicity)

Pertussis Antibodies	Vaccinated with BOOSTRIX 9 Years after Initial Vaccination with:		PEDIARIX (n)	GMC Ratio:	
	BOOSTRIX (n)	Tdap (n)		BOOSTRIX/PEDIARIX (97.5% CI)	Tdap/PEDIARIX (97.5% CI)
Anti-PT	271	121	149	1.33 (1.09, 1.61) ^a	1.46 (1.14, 1.87) ^a
Anti-FHA	271	121	149	2.02 (1.72, 2.37) ^a	2.07 (1.68, 2.57) ^a
Anti-PRN	271	121	149	8.64 (6.85, 10.89) ^a	10.90 (8.27, 14.38) ^a

Tdap = Tetanus Toxoid, Reduced Diphtheria Toxoid and Acellular Pertussis Vaccine, Adsorbed manufactured by Sanofi Pasteur.

GMC = Geometric mean antibody concentration; CI = Confidence Interval; PT = Pertussis toxin; FHA = Filamentous hemagglutinin; PRN = Pertactin.

n = Number of subjects for GMC evaluation.

^a BOOSTRIX was non-inferior to PEDIARIX (lower limit of 97.5% CI for the GMC ratio of BOOSTRIX/PEDIARIX ≥0.67).

Compared with the Control Group, non-inferiority of booster response rates to the pertussis antigens following a dose of BOOSTRIX in subjects who had received an initial dose of BOOSTRIX or another licensed Tdap vaccine (Sanofi Pasteur) was achieved for the PT antigen [BOOSTRIX minus Control Group] and the FHA antigen [Tdap minus Control Group], respectively (Table 20). Non-inferiority was

not achieved for FHA and PRN booster response rates [BOOSTRIX minus Control Group] or for PT and PRN booster response rates [Tdap minus Control Group].

Table 20. Booster Responses to the Pertussis Antigens following BOOSTRIX in Adults Aged 28 to 73 Years (ATP Cohort for Immunogenicity)

Pertussis Antibodies	n	% Booster Response ^a (95% CI)	Difference in Booster Response Rates	
			BOOSTRIX minus Control Group (97.5 % CI)	Tdap minus Control Group (97.5% CI)
Anti-PT				
BOOSTRIX ^b	271	86.7 (82.1, 90.5)	-2.85 (-9.09, 3.08) ^c	
Tdap ^d	120	88.3 (81.2, 93.5)		-1.24 (-10.03, 5.57)
Control ^e	326	89.6 (85.7, 92.7)		
Anti-FHA				
BOOSTRIX ^b	271	85.6 (80.9, 89.6)	-7.05 (-13.16, -1.40)	
Tdap ^d	120	96.7 (91.7, 99.1)		4.01 (-2.38, 8.66) ^c
Control ^e	327	92.7 (89.3, 95.2)		
Anti-PRN				
BOOSTRIX ^b	271	77.5 (72.0, 82.3)	-10.32 (-17.50, -3.38)	
Tdap ^d	118	83.1 (75.0, 89.3)		-4.76 (-14.53, 3.18)
Control ^e	320	87.8 (83.7, 91.2)		

Tdap = Tetanus Toxoid, Reduced Diphtheria Toxoid and Acellular Pertussis Vaccine, Adsorbed manufactured by Sanofi Pasteur.

ATP = According-to-protocol; CI = Confidence Interval; PT = Pertussis toxin; FHA = Filamentous hemagglutinin; PRN = Pertactin.

n = Number of subjects with available results.

^a Booster response: In initially seronegative subjects (pre-vaccination antibody concentration below the assay cut-off), post-vaccination antibody concentrations ≥ 4 times the assay cut-off. In initially seropositive subjects with pre-vaccination antibody concentrations < 4 times the assay cut-off, an increase of at least 4 times the pre-vaccination antibody concentration. In initially seropositive subjects with pre-vaccination antibody concentrations ≥ 4 times the assay cut-off, an increase of at least 2 times the pre-vaccination antibody concentration. Assay cut-offs: anti-PT = 2.693 IU/mL; anti-FHA = 2.046 IU/mL; anti-PRN = 2.187 IU/mL.

^b Subjects who were revaccinated with BOOSTRIX 9 years after initial vaccination with BOOSTRIX.

^c Non-inferiority of the booster response rate for each pertussis antigen was demonstrated if the lower limit of the 97.5% CI [BOOSTRIX minus Control Group] or [Tdap minus Control Group] was above the pre-defined limit of -10%.

^d Subjects who received a dose of BOOSTRIX 9 years after initial vaccination with Tdap vaccine.

^e Control Group = Newly enrolled subjects who received an initial dose of BOOSTRIX.

14.4 Concomitant Administration with Meningococcal Conjugate Vaccine

The concomitant use of BOOSTRIX and a tetravalent meningococcal (groups A, C, Y, and W-135) conjugate vaccine (Sanofi Pasteur) was evaluated in a randomized study in healthy adolescents aged 11 to 18 years. A total of 1,341 adolescents were vaccinated with BOOSTRIX. Of these, 446 subjects received BOOSTRIX administered concomitantly with meningococcal conjugate vaccine at different injection sites, 446 subjects received BOOSTRIX followed by meningococcal conjugate vaccine 1 month later, and 449 subjects received meningococcal conjugate vaccine followed by BOOSTRIX 1 month later.

Immune responses to diphtheria and tetanus toxoids (% of subjects with anti-tetanus and anti-diphtheria

antibodies ≥ 1.0 IU/mL by ELISA), pertussis antigens (booster responses and GMCs), and meningococcal antigens (vaccine responses) were measured 1 month (range: 30 to 48 days) after concomitant or separate administration of BOOSTRIX and meningococcal conjugate vaccine. For BOOSTRIX given concomitantly with meningococcal conjugate vaccine compared with BOOSTRIX administered first, non-inferiority was demonstrated for all antigens, with the exception of the anti-PRN GMC. The lower limit of the 95% CI for the GMC ratio was 0.54 for anti-PRN (pre-specified limit ≥ 0.67). For the anti-PRN booster response, non-inferiority was demonstrated. It is not known if the efficacy of BOOSTRIX is affected by the reduced response to PRN.

There was no evidence that BOOSTRIX interfered with the antibody responses to the meningococcal antigens when measured by rabbit serum bactericidal assays (rSBA) when given concomitantly or sequentially (meningococcal conjugate vaccine followed by BOOSTRIX or BOOSTRIX followed by meningococcal conjugate vaccine).

14.5 Concomitant Administration with FLUARIX (Inactivated Influenza Vaccine)

The concomitant use of BOOSTRIX and FLUARIX was evaluated in a multicenter, open-label, randomized, controlled study of 1,497 adults aged 19 to 64 years. In one group, subjects received BOOSTRIX and FLUARIX concurrently ($n = 748$). The other group received FLUARIX at the first visit, then 1 month later received BOOSTRIX ($n = 749$). Sera was obtained prior to and 1 month following concomitant or separate administration of BOOSTRIX and/or FLUARIX, as well as 1 month after the separate administration of FLUARIX.

Immune responses following concurrent administration of BOOSTRIX and FLUARIX were non-inferior to separate administration for diphtheria (seroprotection defined as ≥ 0.1 IU/mL), tetanus (seroprotection defined as ≥ 0.1 IU/mL and based on concentrations ≥ 1.0 IU/mL), PT antigen (anti-PT GMC), and influenza antigens (percent of subjects with hemagglutination-inhibition [HI] antibody titer $\geq 1:40$ and ≥ 4 -fold rise in HI titer). Non-inferiority criteria were not met for the anti-pertussis antigens FHA and PRN. The lower limit of the 95% CI of the GMC ratio was 0.64 for anti-FHA and 0.60 for anti-PRN and the pre-specified limit was ≥ 0.67 . It is not known if the efficacy of BOOSTRIX is affected by the reduced response to FHA and PRN.

15 REFERENCES

1. Institute of Medicine (IOM). Stratton KR, Howe CJ, Johnston RB, eds. *Adverse events associated with childhood vaccines. Evidence bearing on causality*. Washington, DC: National Academy Press; 1994.
2. Wassilak SGF, Roper MH, Kretsinger K, and Orenstein WA. Tetanus Toxoid. In: Plotkin SA, Orenstein WA, and Offit PA, eds. *Vaccines*. 5th ed. Saunders; 2008:805-839.
3. Vitek CR and Wharton M. Diphtheria Toxoid. In: Plotkin SA, Orenstein WA, and Offit PA, eds. *Vaccines*. 5th ed. Saunders; 2008:139-156.

16 HOW SUPPLIED/STORAGE AND HANDLING

BOOSTRIX is available in 0.5-mL single-dose vials and single-dose, disposable, prefilled TIP-LOK syringes (packaged without needles):

NDC 58160-842-01 Vial in Package of 10: NDC 58160-842-11

NDC 58160-842-43 Syringe in Package of 10: NDC 58160-842-52

Store refrigerated between 2° and 8°C (36° and 46°F). Do not freeze. Discard if the vaccine has been frozen.

17 PATIENT COUNSELING INFORMATION

Provide the following information to the vaccine recipient, parent, or guardian:

- Inform of the potential benefits and risks of immunization with BOOSTRIX.
- Inform about the potential for adverse reactions that have been temporally associated with administration of BOOSTRIX or other vaccines containing similar components.
- Instruct vaccine recipient to report any adverse events to their healthcare provider.
- Advise women who receive BOOSTRIX during pregnancy to enroll in the pregnancy registry [*see Use in Specific Populations (8.1)*].
- Give the Vaccine Information Statements, which are required by the National Childhood Vaccine Injury Act of 1986 prior to immunization. These materials are available free of charge at the Centers for Disease Control and Prevention (CDC) website (www.cdc.gov/vaccines).

BOOSTRIX, FLUARIX, INFANRIX, PEDIARIX, and TIPLOK are trademarks owned by or licensed to the GSK group of companies. The other brands listed are trademarks owned by or licensed to their respective owners and are not owned by or licensed to the GSK group of companies. The makers of these brands are not affiliated with and do not endorse the GSK group of companies or its products.

Manufactured by **GlaxoSmithKline Biologicals**

Rixensart, Belgium, U.S. License 1617, and

GSK Vaccines GmbH

Marburg, Germany, U.S. License 1617

Distributed by **GlaxoSmithKline**

Research Triangle Park, NC 27709

©2020 GSK group of companies or its licensor.

BTX:33PI

PRINCIPAL DISPLAY PANEL

NDC 58160-842-11

BOOSTRIX

**Tetanus Toxoid, Reduced Diphtheria Toxoid and Acellular Pertussis Vaccine, Adsorbed
Tdap**

R_x only


For 10 Years of Age and Older

10 x 0.5-mL Single-Dose Vials

Made in Belgium


©2019 the GSK group of companies or its licensor.

496044 Rev. 2/19




NDC 58160-842-11
Rx only

PUSH HERE TO OPEN




Tetanus Toxoid, Reduced Diphtheria Toxoid and Acellular Pertussis Vaccine, Adsorbed
BOOSTRIX

For 10 Years of Age and Older



10 x 0.5-mL Single-Dose Vials



BOOSTRIX

tetanus toxoid, reduced diphtheria toxoid and acellular pertussis vaccine, adsorbed suspension

Product Information

Product Type	VACCINE	Item Code (Source)	NDC:58 160-842
Route of Administration	INTRAMUSCULAR		

Active Ingredient/Active Moiety

Ingredient Name	Basis of Strength	Strength
CLOSTRIDIUM TETANI TOXOID ANTIGEN (FORMALDEHYDE INACTIVATED) (UNII: K3W1N8 YP13) (CLOSTRIDIUM TETANI TOXOID ANTIGEN (FORMALDEHYDE INACTIVATED) - UNII:K3W1N8 YP13)	CLOSTRIDIUM TETANI TOXOID ANTIGEN (FORMALDEHYDE INACTIVATED)	5 [iU] in 0.5 mL
CORYNEBACTERIUM DIPHTHERIAE TOXOID ANTIGEN (FORMALDEHYDE INACTIVATED) (UNII: IRH51QN26H) (CORYNEBACTERIUM DIPHTHERIAE TOXOID ANTIGEN (FORMALDEHYDE INACTIVATED) - UNII:IRH51QN26H)	CORYNEBACTERIUM DIPHTHERIAE TOXOID ANTIGEN (FORMALDEHYDE INACTIVATED)	2.5 [iU] in 0.5 mL
BORDETELLA PERTUSSIS TOXOID ANTIGEN (FORMALDEHYDE, GLUTARALDEHYDE INACTIVATED) (UNII: QSN5XO8ZSU) (BORDETELLA PERTUSSIS TOXOID ANTIGEN (FORMALDEHYDE, GLUTARALDEHYDE INACTIVATED) - UNII:QSN5XO8ZSU)	BORDETELLA PERTUSSIS TOXOID ANTIGEN (FORMALDEHYDE, GLUTARALDEHYDE INACTIVATED)	8 ug in 0.5 mL
BORDETELLA PERTUSSIS FILAMENTOUS HEMAGGLUTININ ANTIGEN (FORMALDEHYDE INACTIVATED) (UNII: 8C3671Y4EY) (BORDETELLA PERTUSSIS FILAMENTOUS HEMAGGLUTININ ANTIGEN (FORMALDEHYDE INACTIVATED) - UNII:8C3671Y4EY)	BORDETELLA PERTUSSIS FILAMENTOUS HEMAGGLUTININ ANTIGEN (FORMALDEHYDE INACTIVATED)	8 ug in 0.5 mL
BORDETELLA PERTUSSIS PERTACTIN ANTIGEN (FORMALDEHYDE INACTIVATED) (UNII: I05O535NV6) (BORDETELLA PERTUSSIS PERTACTIN ANTIGEN (FORMALDEHYDE INACTIVATED) - UNII:I05O535NV6)	BORDETELLA PERTUSSIS PERTACTIN ANTIGEN (FORMALDEHYDE INACTIVATED)	2.5 ug in 0.5 mL

Inactive Ingredients

Ingredient Name	Strength
ALUMINUM HYDROXIDE (UNII: 5QB0T2IUN0)	
FORMALDEHYDE (UNII: 1HG84L3525)	
SODIUM CHLORIDE (UNII: 451W471Q8X)	
POLYSORBATE 80 (UNII: 6OZP39ZG8H)	

Packaging

#	Item Code	Package Description	Marketing Start Date	Marketing End Date
1	NDC:58 160-842-11	10 in 1 CARTON		
1	NDC:58 160-842-01	0.5 mL in 1 VIAL; Type 0: Not a Combination Product		
2	NDC:58 160-842-52	10 in 1 CARTON		
2	NDC:58 160-842-43	0.5 mL in 1 SYRINGE; Type 2: Prefilled Drug Delivery Device/System (syringe, patch, etc.)		

Marketing Information

Marketing Category	Application Number or Monograph Citation	Marketing Start Date	Marketing End Date
BLA	BLA125106	07/24/2009	

Labeler - GlaxoSmithKline Biologicals SA (372748392)

Revised: 10/2020

GlaxoSmithKline Biologicals SA