

ATROPINE SULFATE- atropine sulfate solution

Alcon Laboratories, Inc.

HIGHLIGHTS OF PRESCRIBING INFORMATION

ATROPINE SULFATE - atropine sulfate solution

These highlights do not include all the information needed to use ATROPINE SULFATE OPHTHALMIC SOLUTION safely and effectively. See full prescribing information for ATROPINE SULFATE OPHTHALMIC SOLUTION.

ATROPINE SULFATE OPHTHALMIC SOLUTION, 1%, for topical ophthalmic use

Initial U.S. Approval 1960

INDICATIONS AND USAGE

Atropine Sulfate Ophthalmic Solution, 1% is a muscarinic antagonist indicated for:

- Mydriasis (1.1)
- Cycloplegia (1.2)
- Penalization of the healthy eye in the treatment of amblyopia (1.3)

DOSAGE AND ADMINISTRATION

- In individuals from three (3) months of age or greater 1 drop topically to the cul-de-sac of the conjunctiva, forty minutes prior to the intended maximal dilation time (2.1)
- In individuals 3 years of age or greater, doses may be repeated up to twice daily as needed. (2.2)

DOSAGE FORMS AND STRENGTHS

Ophthalmic solution: 1% atropine sulfate (10mg/mL) (3)

CONTRAINDICATIONS

- Hypersensitivity or allergic reaction to any ingredient in the formulation (4)

WARNINGS AND PRECAUTIONS

- Photophobia and blurred vision due to pupil unresponsiveness and cycloplegia may last up to 2 weeks. (5.1)
- Risk of blood pressure increase from systemic absorption (5.2)
- Increased adverse drug reaction susceptibility with certain central nervous system conditions (5.3)

ADVERSE REACTIONS

The most common adverse reactions that have been reported are eye pain and stinging on administration, blurred vision, photophobia, superficial keratitis, decreased lacrimation, drowsiness, increased heart rate and blood pressure. (6)

To report SUSPECTED ADVERSE REACTIONS, contact Alcon Laboratories, Inc., at 1-800-757-9195 or FDA at 1-800-FDA-1088 or www.fda.gov/medwatch.

DRUG INTERACTIONS

The use of atropine and monoamine oxidase inhibitors (MAOI) is generally not recommended because of the potential to precipitate hypertensive crisis. (7)

See 17 for PATIENT COUNSELING INFORMATION.

Revised: 8/2022

FULL PRESCRIBING INFORMATION: CONTENTS*

1 INDICATIONS AND USAGE

- 1.1 Mydriasis
- 1.2 Cycloplegia
- 1.3 Penalization of the healthy eye in the treatment of amblyopia

2 DOSAGE AND ADMINISTRATION

3 DOSAGE FORMS AND STRENGTHS

4 CONTRAINDICATIONS

5 WARNINGS AND PRECAUTIONS

5.1 Photophobia and Blurred Vision

5.2 Elevation of Blood Pressure

5.3 Increased Adverse Drug Reaction Susceptibility with Certain Central Nervous System Conditions

6 ADVERSE REACTIONS

6.1 Ocular Adverse Reactions

7 DRUG INTERACTIONS

7.1 Monoamine Oxidase Inhibitors

8 USE IN SPECIFIC POPULATIONS

8.1 Pregnancy

8.2 Lactation

8.4 Pediatric Use

8.5 Geriatric Use

10 OVERDOSAGE

11 DESCRIPTION

12 CLINICAL PHARMACOLOGY

12.1 Mechanism of Action

12.2 Pharmacodynamics

12.3 Pharmacokinetics

13 NONCLINICAL TOXICOLOGY

13.1 Carcinogenesis, Mutagenesis, Impairment of Fertility

14 CLINICAL STUDIES

16 HOW SUPPLIED/STORAGE AND HANDLING

17 PATIENT COUNSELING INFORMATION

* Sections or subsections omitted from the full prescribing information are not listed.

FULL PRESCRIBING INFORMATION

1 INDICATIONS AND USAGE

Atropine Sulfate Ophthalmic Solution, 1% is indicated for:

1.1 Mydriasis

1.2 Cycloplegia

1.3 Penalization of the healthy eye in the treatment of amblyopia

2 DOSAGE AND ADMINISTRATION

In individuals from three (3) months of age or greater, 1 drop topically to the cul-de-sac of the conjunctiva, forty minutes prior to the intended maximal dilation time.

In individuals 3 years of age or greater, doses may be repeated up to twice daily as needed.

3 DOSAGE FORMS AND STRENGTHS

Ophthalmic solution: 1% atropine sulfate (10mg/mL)

4 CONTRAINDICATIONS

Atropine sulfate ophthalmic solution should not be used in anyone who has demonstrated a previous hypersensitivity or known allergic reaction to any ingredient of the formulation because it may recur.

5 WARNINGS AND PRECAUTIONS

5.1 Photophobia and Blurred Vision

Photophobia and blurred vision due to pupil unresponsiveness and cycloplegia may last up to 2 weeks.

5.2 Elevation of Blood Pressure

Elevation in blood pressure from systemic absorption has been reported following conjunctival instillation of recommended doses of atropine sulfate ophthalmic solution, 1%.

5.3 Increased Adverse Drug Reaction Susceptibility with Certain Central Nervous System Conditions

Individuals with Down syndrome, spastic paralysis, or brain damage are particularly susceptible to central nervous system disturbances, cardiopulmonary, and gastrointestinal toxicity from systemic absorption of atropine.

6 ADVERSE REACTIONS

The following adverse reactions are described below and elsewhere in the labeling:

- Photophobia and Blurred Vision *[see Warnings and Precautions (5.1)]*
- Elevation in Blood Pressure *[see Warnings and Precautions (5.2)]*
- Increased Adverse Drug Reaction Susceptibility with Certain Central Nervous System Conditions *[see Warnings and Precautions (5.3)]*

The following adverse reactions have been identified following use of atropine sulfate ophthalmic solution. Because these reactions are reported voluntarily from a population of uncertain size, it is not always possible to reliably estimate their frequency or establish a causal relationship to drug exposure.

6.1 Ocular Adverse Reactions

Eye pain and stinging occurs upon instillation of atropine sulfate ophthalmic solution.

Other commonly occurring adverse reactions include blurred vision, photophobia, superficial keratitis and decreased lacrimation. Allergic reactions such as papillary conjunctivitis, contact dermatitis, and eyelid edema may also occur less commonly.

6.2 Systemic Adverse Reactions

Systemic effects of atropine are related to its anti-muscarinic activity. Systemic adverse events reported include dryness of skin, mouth, and throat from decreased secretions from mucus membranes; drowsiness; restlessness, irritability or delirium from stimulation of the central nervous system; tachycardia; flushed skin of the face and neck.

7 DRUG INTERACTIONS

7.1 Monoamine Oxidase Inhibitors

The use of atropine and monoamine oxidase inhibitors (MAOI) is generally not recommended because of the potential to precipitate hypertensive crisis.

8 USE IN SPECIFIC POPULATIONS

8.1 Pregnancy

Risk Summary

There are no adequate and well-controlled studies with Atropine Sulfate Ophthalmic Solution, 1% administration in pregnant women to inform a drug-associated risk. Adequate animal development and reproduction studies have not been conducted with atropine sulfate. In humans, 1% atropine sulfate is systemically bioavailable following topical ocular administration [see *Clinical Pharmacology (12.3)*]. Atropine Sulfate Ophthalmic Solution, 1% should only be used during pregnancy if the potential benefit justifies the potential risk to the fetus.

8.2 Lactation

There is no information to inform risk regarding the presence of atropine in human milk following ocular administration of Atropine Sulfate Ophthalmic Solution, 1% to the mother. The effects on breastfed infants and the effects on milk production are also unknown. The developmental and health benefits of breastfeeding should be considered along with the mother's clinical need for Atropine Sulfate Ophthalmic Solution, 1% and any potential adverse effects on the breastfed child from Atropine Sulfate Ophthalmic Solution, 1%.

8.4 Pediatric Use

Due to the potential for systemic absorption of atropine sulfate ophthalmic solution the use of Atropine Sulfate Ophthalmic Solution, 1% in children under the age of 3 months is not recommended and the use in children under 3 years of age should be limited to no more than one drop per eye per day. Safety and efficacy in children above the age of 3 months has been established in adequate and well controlled trials.

8.5 Geriatric Use

No overall differences in safety or effectiveness have been observed between elderly and adult patients.

10 OVERDOSAGE

In the event of accidental ingestion or toxic overdose with atropine sulfate ophthalmic solution supportive care may include a short acting barbiturate or diazepam as needed to control marked excitement and convulsions. Large doses for sedation should be avoided because central depressant action may coincide with the depression occurring late in atropine poisoning. Central stimulants are not recommended.

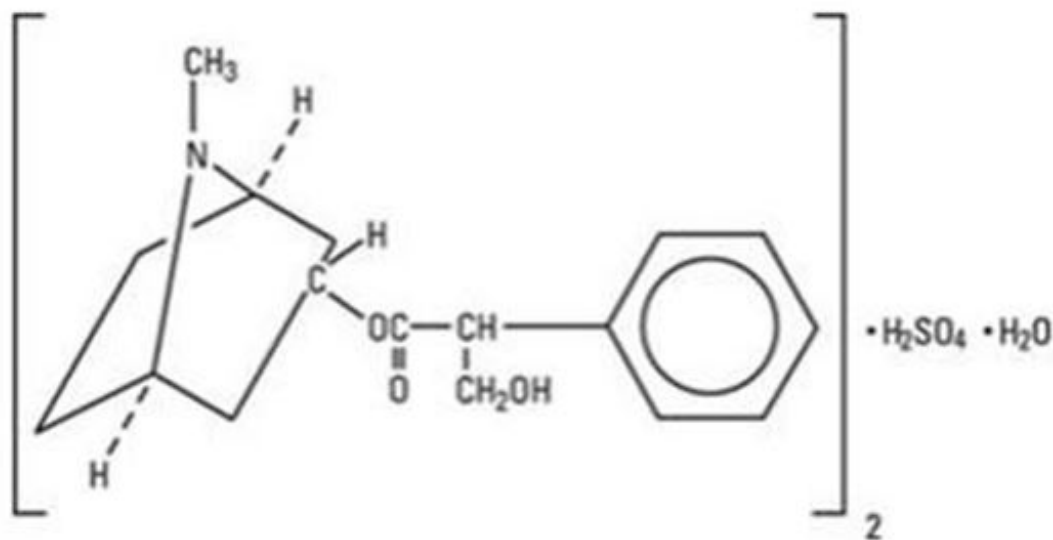
Physostigmine, given by slow intravenous injection of 1 to 4 mg (0.5 to 1 mg in pediatric populations), rapidly abolishes delirium and coma caused by large doses of atropine. Since physostigmine is rapidly destroyed, the patient may again lapse into coma after one to two hours, and repeated doses may be required.

Artificial respiration with oxygen may be necessary. Cooling measures may be needed to help to reduce fever, especially in pediatric populations.

The fatal pediatric and adult doses of atropine are not known.

11 DESCRIPTION

Atropine Sulfate Ophthalmic Solution, 1% is a sterile topical ophthalmic solution. Each mL of Atropine Sulfate Ophthalmic Solution, 1% contains 10 mg of atropine sulfate monohydrate equivalent to 9.7 mg/mL of atropine sulfate or 8.3 mg of atropine. Atropine sulfate monohydrate is designated chemically as benzeneacetic acid, α -(hydroxymethyl)-,8-methyl-8-aza-bicyclo-[3.2.1]oct-3-yl ester, endo-(+)-, sulfate(2:1) (salt), monohydrate. Its molecular formula is $(C_{17}H_{23}NO_3)_2 \cdot H_2SO_4 \cdot H_2O$ and it is represented by the chemical structure:



Atropine sulfate monohydrate is colorless crystals or white crystalline powder and has a

molecular weight of 694.83.

Atropine Sulfate Ophthalmic Solution, 1% has a pH of 3.5 to 6.0.

Active ingredient: atropine sulfate monohydrate 1%

Preservative: benzalkonium chloride 0.01%

Inactive ingredients: hypromellose, boric acid, sodium hydroxide and/or hydrochloric acid (to adjust pH), purified water.

12 CLINICAL PHARMACOLOGY

12.1 Mechanism of Action

Atropine acts as a competitive antagonist of the parasympathetic (and sympathetic) acetylcholine muscarinic receptors. Topical atropine on the eye induces mydriasis by inhibiting contraction of the circular pupillary sphincter muscle normally stimulated by acetylcholine. This inhibition allows the countering radial pupillary dilator muscle to contract which results in dilation of the pupil. Additionally, atropine induces cycloplegia by paralysis of the ciliary muscle which controls accommodation while viewing objects.

12.2 Pharmacodynamics

The onset of action after administration of Atropine Sulfate Ophthalmic Solution, 1% generally occurs in minutes with maximal effect seen in hours and the effect can last multiple days [see *Clinical Studies*(14)].

12.3 Pharmacokinetics

In a study of healthy subjects, after topical ocular administration of 30 μ L of atropine sulfate ophthalmic solution, 1%, the mean (\pm SD) systemic bioavailability of l-hyoscyamine was reported to be approximately $64 \pm 29\%$ (range 19% to 95%) as compared to intravenous administration of atropine sulfate. The mean (\pm SD) time to maximum plasma concentration (T_{max}) was approximately 28 ± 27 minutes (range 3 to 60 minutes), and the mean (\pm SD) peak plasma concentration (C_{max}) of l-hyoscyamine was 288 ± 73 pg/mL. The mean (\pm SD) plasma half-life was reported to be approximately 2.5 ± 0.8 hours.

In a separate study of patients undergoing ocular surgery, after topical ocular administration of 40 μ L of atropine sulfate ophthalmic solution, 1%, the mean (\pm SD) plasma C_{max} of l-hyoscyamine was 860 ± 402 pg/mL.

13 NONCLINICAL TOXICOLOGY

13.1 Carcinogenesis, Mutagenesis, Impairment of Fertility

Atropine sulfate was negative in the Salmonella/microsome mutagenicity test. Studies to evaluate carcinogenicity and impairment of fertility have not been conducted.

14 CLINICAL STUDIES

Topical administration of Atropine Sulfate Ophthalmic Solution, 1% results in mydriasis and/or cycloplegia, with efficacy demonstrated in both adults and children. The maximum effect for mydriasis is achieved in about 30–40 minutes after administration, with recovery after approximately 7–10 days. The maximum effect for cycloplegia is achieved within 60–180 minutes after administration, with recovery after approximately 7–12 days.

16 HOW SUPPLIED/STORAGE AND HANDLING

Atropine Sulfate Ophthalmic Solution, 1% is supplied sterile in low-density polyethylene plastic DROP-TAINER® dispensers with low-density polyethylene tips and red polypropylene caps as follows:

- 2 mL filled in 4-mL bottles NDC 0065-0817-02
- 5 mL filled in 8-mL bottles NDC 0065-0817-01

Storage: Store Atropine Sulfate Ophthalmic Solution, 1% at 2°C to 25°C (36°F to 77°F). After opening, Atropine Sulfate Ophthalmic Solution 1% can be used until the expiration date on the bottle.

17 PATIENT COUNSELING INFORMATION

- Advise patients not to drive or engage in other hazardous activities while pupils are dilated.
- Advise patient that they may experience blurry vision and sensitivity to light and should protect their eyes in bright illumination during dilation. These effects may last up to a couple weeks.
- Advise patients that they may experience drowsiness.
- Advise patients not to touch the dispenser tip to any surface, as this may contaminate the solution.

Alcon
ALCON LABORATORIES, INC.
Fort Worth, Texas 76134 USA
© 2022 Alcon Inc.

PRINCIPAL DISPLAY PANEL

NDC 0065-0817-02

For Topical Ophthalmic Use

Alcon

Atropine Sulfate Ophthalmic Solution, 1%

2 mL Sterile

Rx Only

INGREDIENTS: Each mL contains: Active: atropine sulfate monohydrate 1%.

Preservative: benzalkonium chloride 0.01%.

Inactives: hypromellose 0.5%, boric acid, sodium hydroxide and/or hydrochloric acid (to adjust pH), purified water.

Dosage and Administration: See Prescribing Information.

PRECAUTION: Do not touch dropper tip to any surface, as this may contaminate the solution.

STORAGE: Store at 2°C to 25°C (36°F to 77°F). Read enclosed insert. After opening, Atropine Sulfate Ophthalmic Solution 1% can be used until the expiration date on the bottle.

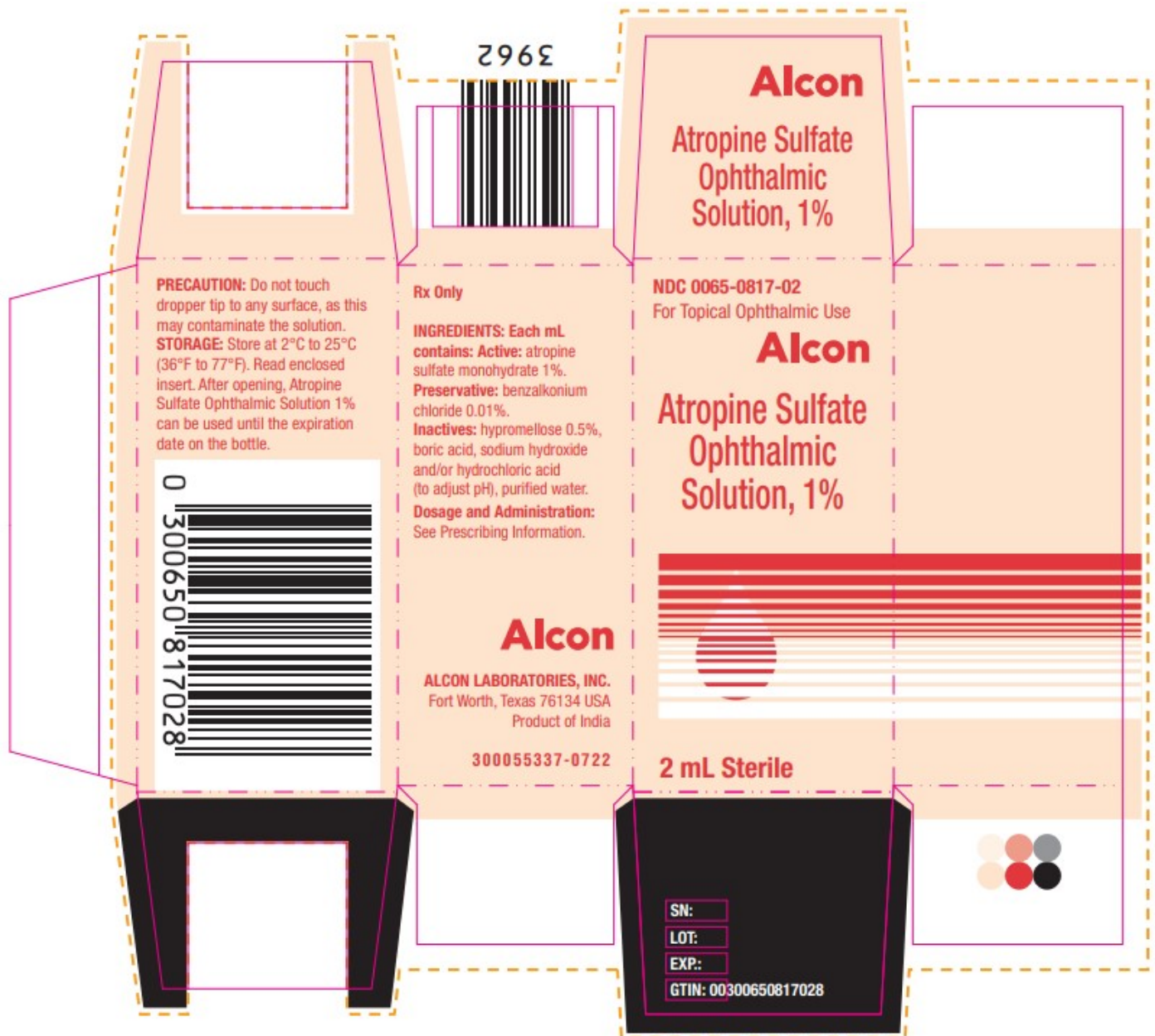
Alcon

ALCON LABORATORIES, INC.

Fort Worth, Texas 76134 USA

Product of India

300055337-0722



PRINCIPAL DISPLAY PANEL

NDC 0065-0817-02

For Topical Ophthalmic Use

Alcon

Atropine Sulfate Ophthalmic Solution, 1%

2 mL Sterile

Rx Only

INGREDIENTS: Each mL contains: Active: atropine sulfate monohydrate 1%.

Preservative: benzalkonium chloride 0.01%.

Inactives: hypromellose 0.5%, boric acid, sodium hydroxide and/or hydrochloric acid (to adjust pH), purified water.

Dosage and Administration: See Prescribing Information.

PRECAUTION: Do not touch dropper tip to any surface, as this may contaminate the solution.

STORAGE: Store at 2°C to 25°C (36°F to 77°F). Read enclosed insert. After opening, Atropine Sulfate Ophthalmic Solution 1% can be used until the expiration date on the bottle.

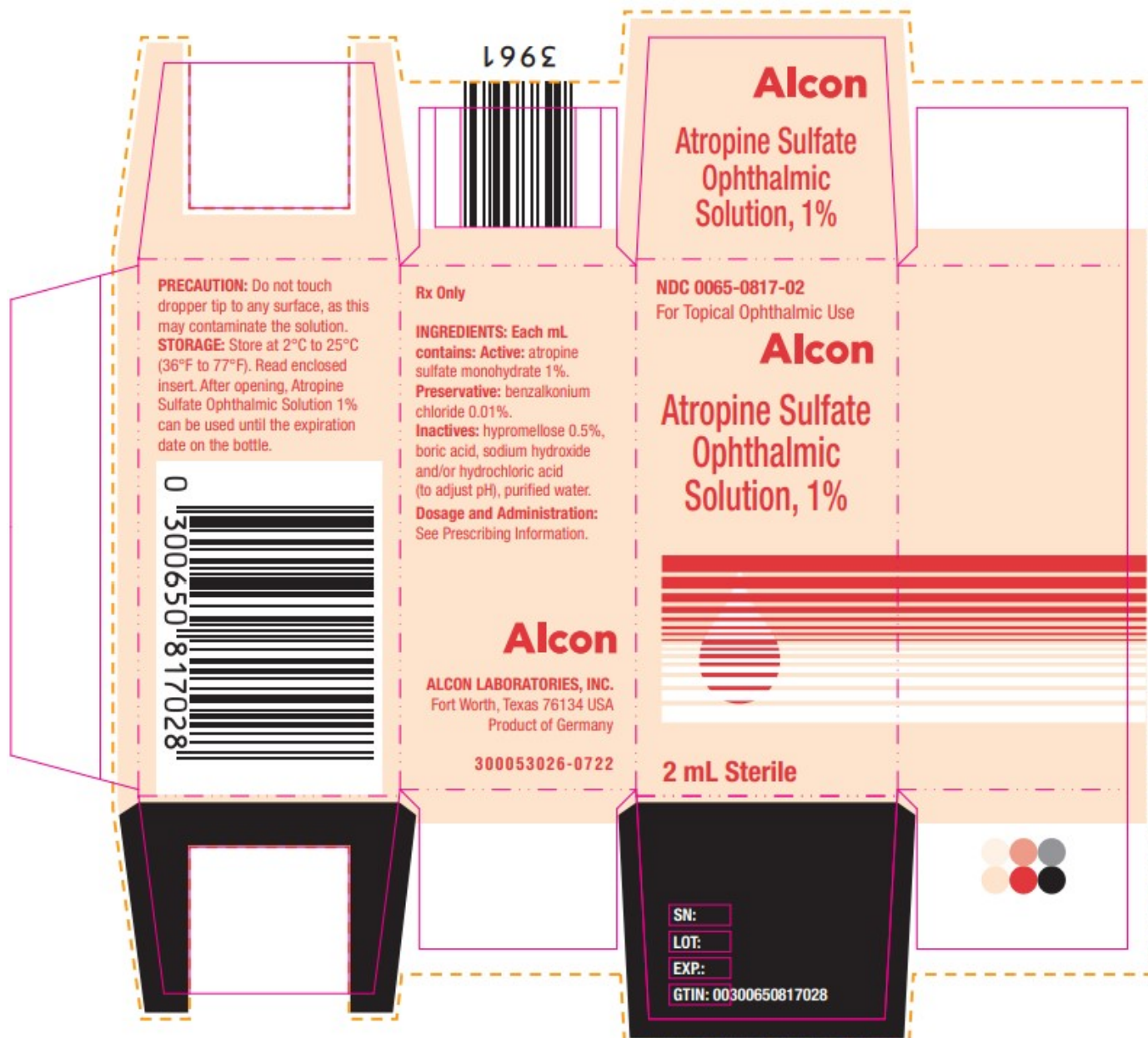
Alcon

ALCON LABORATORIES, INC.

Fort Worth, Texas 76134 USA

Product of Germany

300053026-0722



PRINCIPAL DISPLAY PANEL

**Atropine Sulfate Ophthalmic Solution, 1%
NDC 0065-0817-02**

Rx Only

STORAGE: Store at 2°C to 25°C (36°F to 77°F).

ALCON LABORATORIES, INC.
Fort Worth, Texas 76134 USA

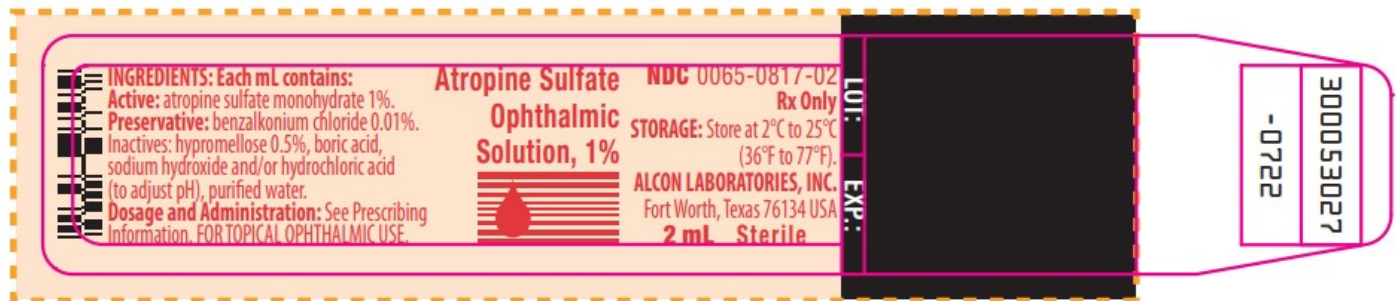
2 mL Sterile

INGREDIENTS: Each mL contains: Active: atropine sulfate monohydrate 1%.

Preservative: benzalkonium chloride 0.01%.

Inactives: hypromellose 0.5%, boric acid, sodium hydroxide and/or hydrochloric acid (to adjust pH), purified water.

Dosage and Administration: See Prescribing information. FOR TOPICAL OPHTHALMIC USE



PRINCIPAL DISPLAY PANEL

NDC 0065-0817-01

For Topical Ophthalmic Use

Alcon

Atropine Sulfate Ophthalmic Solution, 1%

5 mL Sterile

Dosage and Administration: See Prescribing Information.

PRECAUTION: Do not touch dropper tip to any surface, as this may contaminate the solution.

STORAGE: Store at 2°C to 25°C (36°F to 77°F). Read enclosed insert. After opening, Atropine Sulfate Ophthalmic Solution 1% can be used until the expiration date on the bottle.

Rx Only

INGREDIENTS: Each mL contains: Active: atropine sulfate monohydrate 1%.

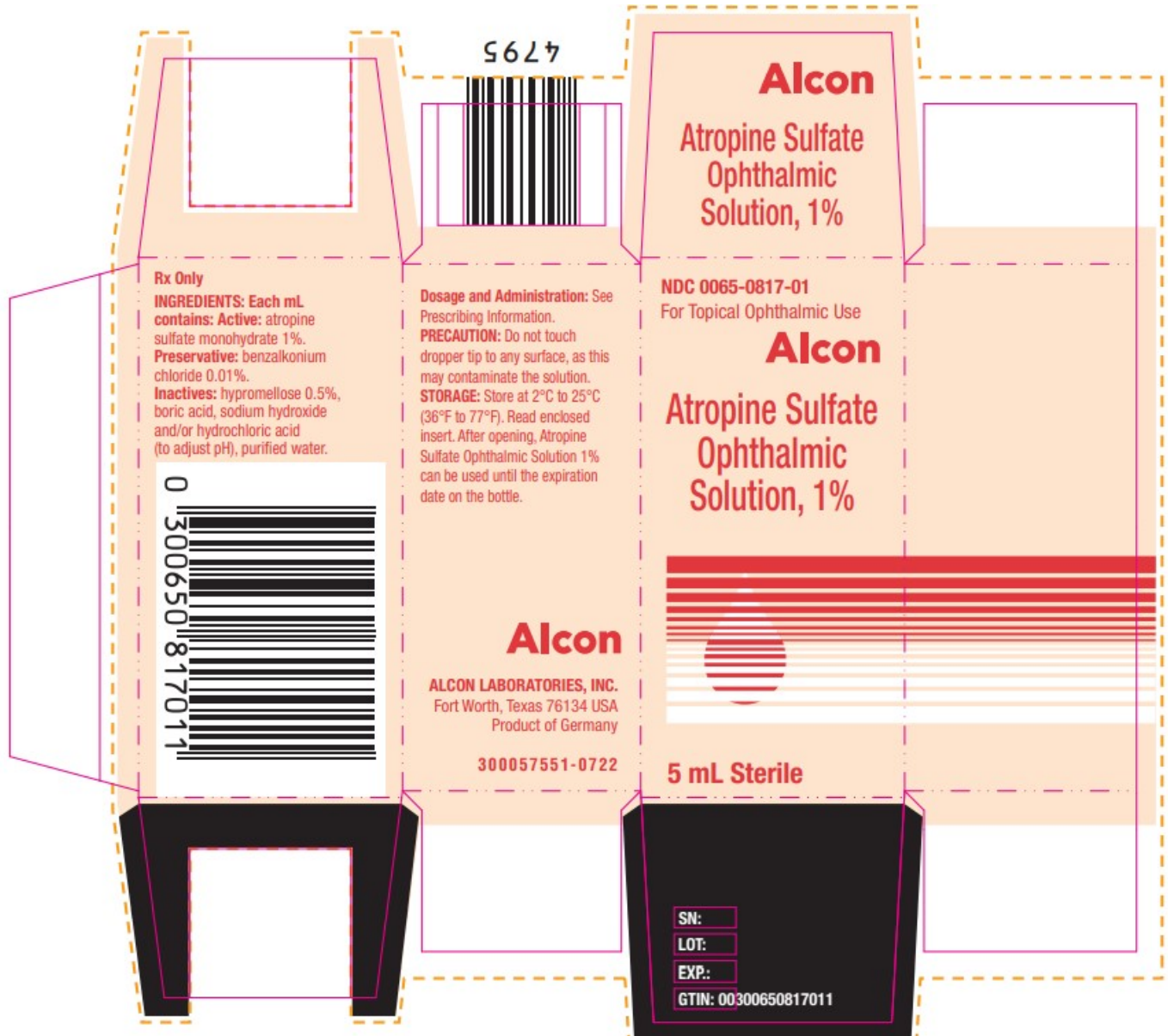
Preservative: benzalkonium chloride 0.01%.

Inactives: hypromellose 0.5%, boric acid, sodium hydroxide and/or hydrochloric acid

(to adjust pH), purified water.

Alcon
ALCON LABORATORIES, INC.
Fort Worth, Texas 76134 USA
Product of Germany

300057551-0722



PRINCIPAL DISPLAY PANEL

NDC 0065-0817-01

For Topical Ophthalmic Use

Alcon

Atropine Sulfate Ophthalmic Solution, 1%

5 mL Sterile

Dosage and Administration: See Prescribing Information.

PRECAUTION: Do not touch dropper tip to any surface, as this may contaminate the solution.

STORAGE: Store at 2°C to 25°C (36°F to 77°F). Read enclosed insert. After opening, Atropine Sulfate Ophthalmic Solution 1% can be used until the expiration date on the bottle.

Rx Only

INGREDIENTS: Each mL contains: Active: atropine sulfate monohydrate 1%.

Preservative: benzalkonium chloride 0.01%.

Inactives: hypromellose 0.5%, boric acid, sodium hydroxide and/or hydrochloric acid (to adjust pH), purified water.

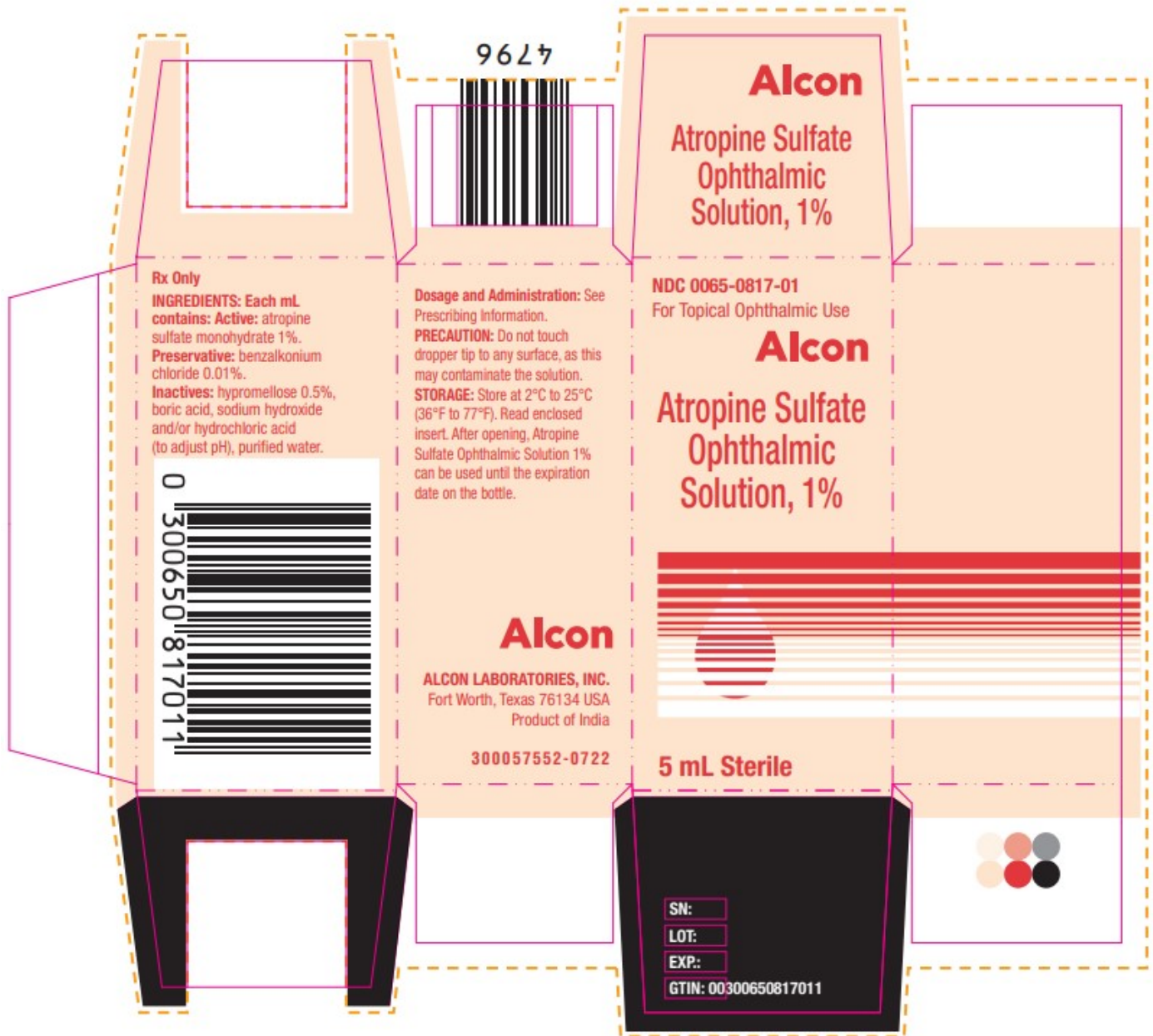
Alcon

ALCON LABORATORIES, INC.

Fort Worth, Texas 76134 USA

Product of India

300057552-0722



PRINCIPAL DISPLAY PANEL

NDC 0065-0817-01

Alcon

Atropine Sulfate Ophthalmic Solution, 1%

5 mL Sterile

USUAL ADULT DOSAGE: One drop topically in the eye(s) up to twice daily. For other dosage information, read enclosed insert.

PRECAUTION: Do not touch dropper tip to any surface, as this may contaminate the solution.

STORAGE: Store at 2°-25°C (36°F-77°F). Read enclosed insert.

Rx Only

INGREDIENTS: Each mL contains: Active: atropine sulfate monohydrate 1.0%.

Preservative: benzalkonium chloride 0.01%.

Inactives: hypromellose 0.5%, boric acid, sodium hydroxide and/or hydrochloric acid (to adjust pH), purified water.

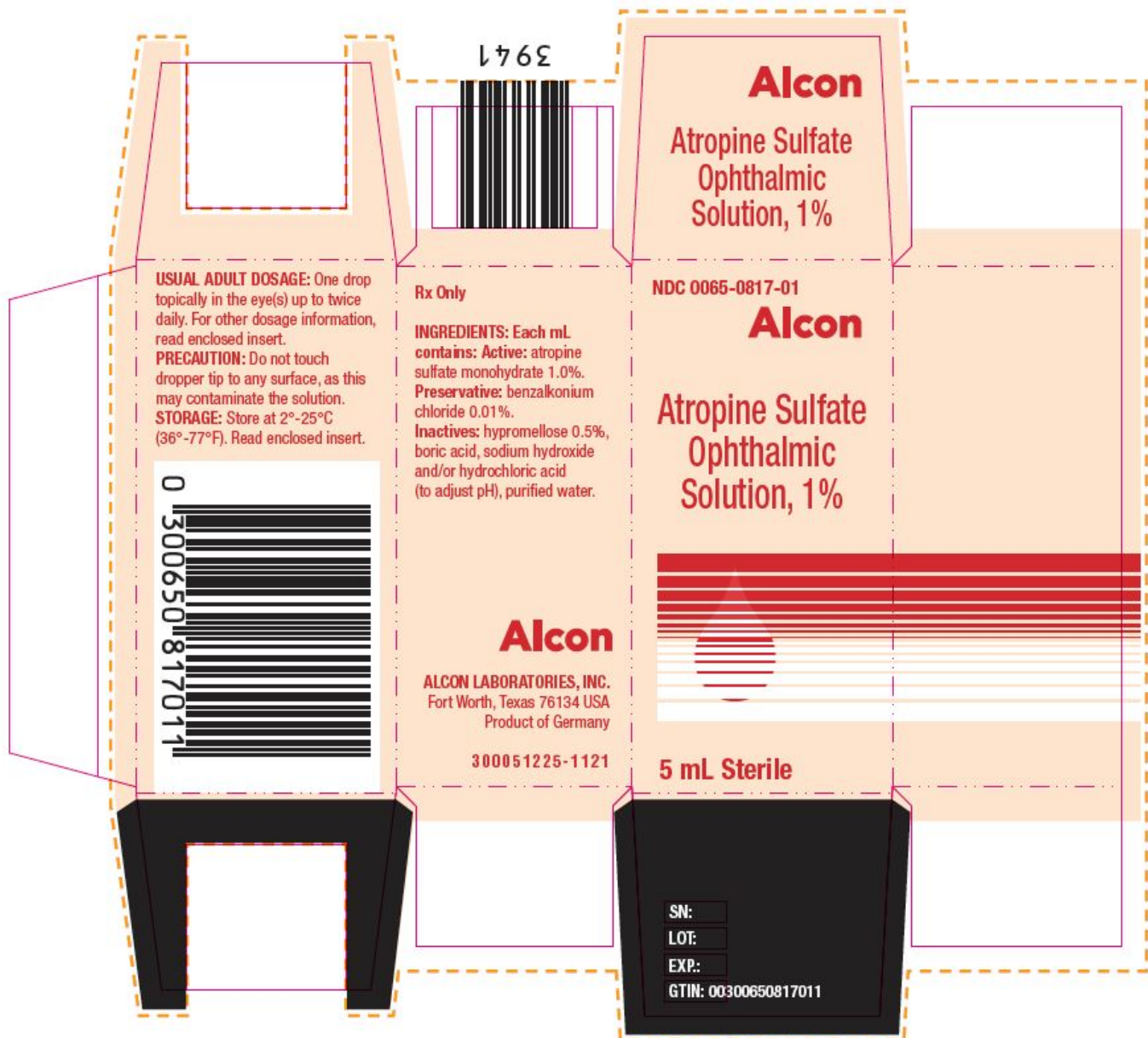
Alcon

ALCON LABORATORIES, INC.

Fort Worth, Texas 76134 USA

Product of Germany

300051225-1121



PRINCIPAL DISPLAY PANEL

NDC 0065-0817-01

Alcon

Atropine Sulfate Ophthalmic Solution, 1%

5 mL Sterile

USUAL ADULT DOSAGE: One drop topically in the eye(s) up to twice daily. For other dosage information, read enclosed insert.

PRECAUTION: Do not touch dropper tip to any surface, as this may contaminate the solution.

STORAGE: Store at 2°-25°C (36°-77°F). Read enclosed insert.

Rx Only

INGREDIENTS: Each mL contains: Active: atropine sulfate monohydrate 1.0%.

Preservative: benzalkonium chloride 0.01%.

Inactives: hypromellose 0.5%, boric acid, sodium hydroxide and/or hydrochloric acid (to adjust pH), purified water.

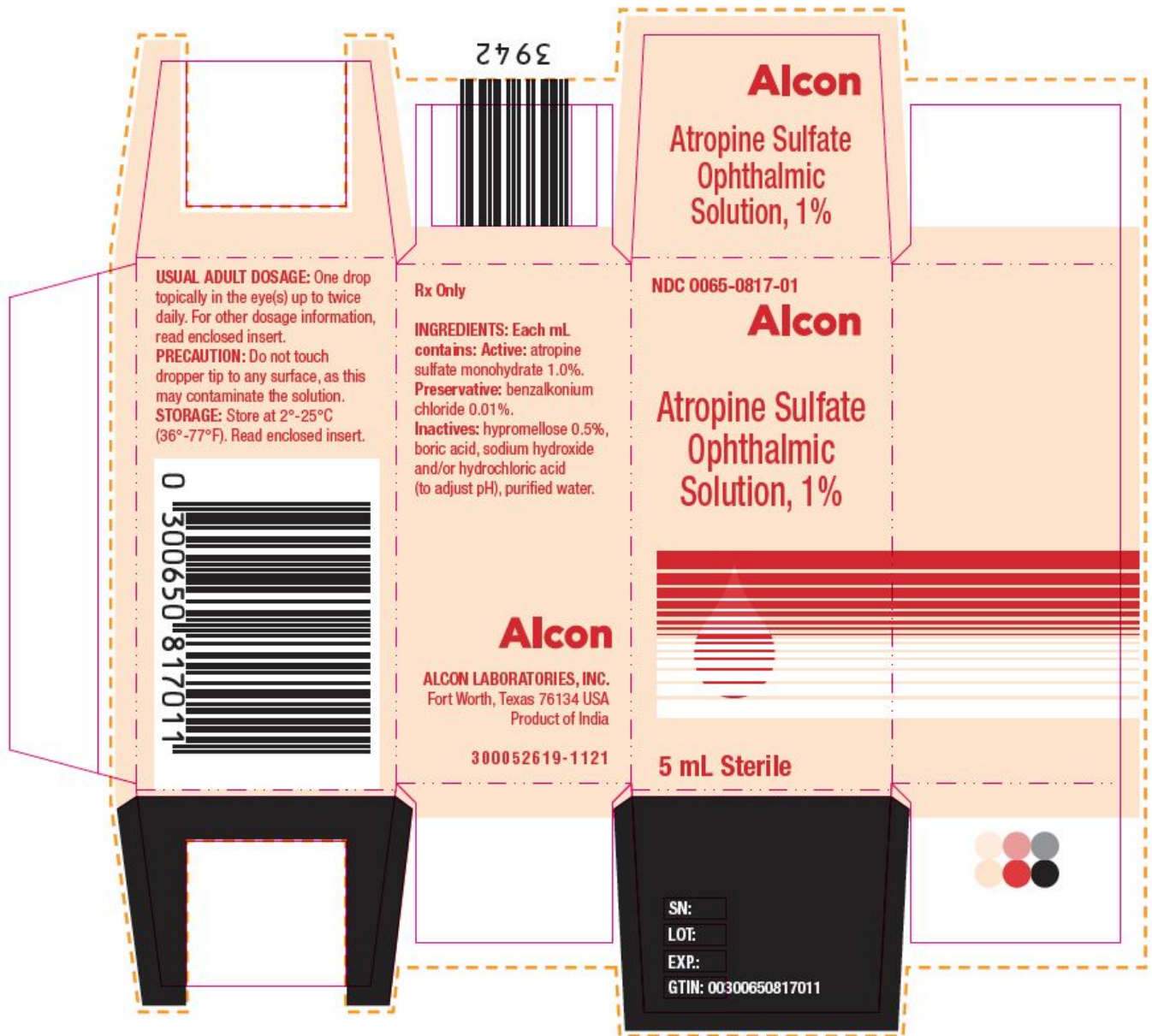
Alcon

ALCON LABORATORIES, INC.

Fort Worth, Texas 76134 USA

Product of India

300052619-1121



ATROPINE SULFATE

atropine sulfate solution

Product Information

Product Type	HUMAN PRESCRIPTION DRUG	Item Code (Source)	NDC:0065-0817
Route of Administration	OPHTHALMIC		

Active Ingredient/Active Moiety

Ingredient Name	Basis of Strength	Strength
Atropine Sulfate (UNII: 03J5ZE7KA5) (Atropine - UNII:7C0697DR9I)	Atropine Sulfate	10 mg in 1 mL

Inactive Ingredients

Ingredient Name	Strength
Benzalkonium Chloride (UNII: F5UM2KM3W7)	
Hypromellose, Unspecified (UNII: 3NXW29V3WO)	
Boric Acid (UNII: R57ZHV85D4)	
Sodium Hydroxide (UNII: 55X04QC32I)	
Hydrochloric Acid (UNII: QTT17582CB)	
Water (UNII: 059QF0KO0R)	

Packaging

#	Item Code	Package Description	Marketing Start Date	Marketing End Date
1	NDC:0065-0817-01	1 in 1 CARTON	11/01/2022	
1		5 mL in 1 BOTTLE, DROPPER; Type 0: Not a Combination Product		
2	NDC:0065-0817-02	1 in 1 CARTON	11/01/2022	
2		2 mL in 1 BOTTLE, DROPPER; Type 0: Not a Combination Product		

Marketing Information

Marketing Category	Application Number or Monograph Citation	Marketing Start Date	Marketing End Date
NDA	NDA208151	11/01/2022	

Labeler - Alcon Laboratories, Inc. (008018525)

Establishment

Name	Address	ID/FEI	Business Operations
Boehringer Ingelheim Pharma GmbH & Co. KG		551147440	api manufacture(0065-0817) , analysis(0065-0817)

Establishment

Name	Address	ID/FEI	Business Operations
Laurus Labs Limited		650751774	api manufacture(0065-0817) , analysis(0065-0817)

Revised: 8/2022

Alcon Laboratories, Inc.