

TAVABOROLE- tavaborole solution
Amneal Pharmaceuticals NY LLC

HIGHLIGHTS OF PRESCRIBING INFORMATION

These highlights do not include all the information needed to use TAVABOROLE TOPICAL SOLUTION safely and effectively. See full prescribing information for TAVABOROLE TOPICAL SOLUTION.

TAVABOROLE topical solution
Initial U.S. Approval: 2014

----- **INDICATIONS AND USAGE** -----

Tavaborole topical solution is an oxaborole antifungal indicated for the topical treatment of onychomycosis of the toenails due to *Trichophyton rubrum* or *Trichophyton mentagrophytes*. (1)

----- **DOSAGE AND ADMINISTRATION** -----

- Apply tavaborole topical solution to affected toenails once daily for 48 weeks. (2)
- Tavaborole topical solution should be applied to the entire toenail surface and under the tip of each toenail being treated. (2)
- For topical use only. (2)
- Not for oral, ophthalmic, or intravaginal use. (2)

----- **DOSAGE FORMS AND STRENGTHS** -----

Solution, 5%. (3)

----- **CONTRAINDICATIONS** -----

None. (4)

----- **ADVERSE REACTIONS** -----

Common adverse reactions occurring in $\geq 1\%$ in subjects treated with tavaborole included application site exfoliation, ingrown toenail, application site erythema, and application site dermatitis. (6.1)

To report SUSPECTED ADVERSE REACTIONS, contact Amneal Pharmaceuticals at 1-877-835-5472 or FDA at 1-800-FDA-1088 or www.fda.gov/medwatch.

See 17 for PATIENT COUNSELING INFORMATION and FDA-approved patient labeling.

Revised: 6/2019

FULL PRESCRIBING INFORMATION: CONTENTS*

1 INDICATIONS AND USAGE

2 DOSAGE AND ADMINISTRATION

3 DOSAGE FORMS AND STRENGTHS

4 CONTRAINDICATIONS

6 ADVERSE REACTIONS

6.1 Clinical Trials Experience

6.2 Postmarketing Experience

8 USE IN SPECIFIC POPULATIONS

8.1 Pregnancy

8.2 Lactation

8.4 Pediatric Use

8.5 Geriatric Use

11 DESCRIPTION

12 CLINICAL PHARMACOLOGY

12.1 Mechanism of Action

12.2 Pharmacodynamics

12.3 Pharmacokinetics

12.4 Microbiology

13 NONCLINICAL TOXICOLOGY

13.1 Carcinogenesis, Mutagenesis, Impairment of Fertility

14 CLINICAL STUDIES

16 HOW SUPPLIED/STORAGE AND HANDLING

16.1 How Supplied

16.2 Storage and Handling

17 PATIENT COUNSELING INFORMATION

* Sections or subsections omitted from the full prescribing information are not listed.

FULL PRESCRIBING INFORMATION

1 INDICATIONS AND USAGE

Tavaborole topical solution is an oxaborole antifungal indicated for the treatment of onychomycosis of the toenails due to *Trichophyton rubrum* or *Trichophyton mentagrophytes*.

2 DOSAGE AND ADMINISTRATION

Apply tavaborole topical solution to affected toenails once daily for 48 weeks.

Tavaborole topical solution should be applied to the entire toenail surface and under the tip of each toenail being treated.

Tavaborole topical solution is for topical use only and not for oral, ophthalmic, or intravaginal use.

3 DOSAGE FORMS AND STRENGTHS

Tavaborole topical solution, 5% is a clear, colorless alcohol-based solution. Each milliliter of solution contains 43.5 mg (5% w/w) of tavaborole.

4 CONTRAINDICATIONS

None.

6 ADVERSE REACTIONS

6.1 Clinical Trials Experience

Because clinical trials are conducted under widely varying conditions, adverse reaction

rates observed in the clinical trials of a drug cannot be directly compared to rates in the clinical trials of another drug and may not reflect the rates observed in practice.

In two clinical trials, 791 subjects were treated with tavaborole. The most commonly reported adverse reactions are listed below (Table 1).

Table 1: Adverse Reactions Occurring in $\geq 1\%$ of Tavaborole Topical Solution, 5%-Treated Subjects and at a Greater Frequency than Observed with Vehicle

Preferred Term	Tavaborole N=791 n (%)	Vehicle N=395 n (%)
Application site exfoliation	21 (2.7%)	1 (0.3%)
Ingrown toenail	20 (2.5%)	1 (0.3%)
Application site erythema	13 (1.6%)	0 (0%)
Application site dermatitis	10 (1.3%)	0 (0%)

6.2 Postmarketing Experience

The following adverse reactions have been identified during postmarketing use of tavaborole. Because these reactions are reported voluntarily from a population of uncertain size, it is not always possible to reliably estimate their frequency or establish a causal relationship to drug product exposure:

Hypersensitivity; contact allergy

8 USE IN SPECIFIC POPULATIONS

8.1 Pregnancy

Risk Summary

There are no available data on tavaborole use in pregnant women to inform a drug associated risk for major birth defects, miscarriage or adverse maternal or fetal outcomes. In oral animal reproductive studies, administration of tavaborole during the period of organogenesis resulted in embryofetal toxicity and malformations at 570 times the Maximum Recommended Human Dose (MRHD) based on Area Under the Curve (AUC) comparisons in rats and embryofetal toxicity at 155 times the MRHD based on AUC comparisons in rabbits. Embryofetal toxicity was noted following dermal administration in rabbits up to 36 times the MRHD based on AUC comparisons [see Data].

The background risk of major birth defects and miscarriage for the indicated population is unknown. All pregnancies carry some risk of birth defect, loss, or other adverse outcomes. The background risk of major birth defects in the U.S. general population is 2% to 4% and of miscarriage is 15% to 20% of clinically recognized pregnancies.

Data

Animal Data

Oral administration

In an oral embryofetal development study in rats, oral doses of 30, 100, and 300 mg/kg/day tavaborole were administered during the period of organogenesis (gestational days 6 to 19) to pregnant female rats. In the presence of maternal toxicity, embryofetal toxicity (increased embryofetal resorption and/or deaths) and drug-related skeletal malformations and variations suggestive of delayed development (i.e. a delay in ossification) were noted in fetuses at 300 mg/kg/day tavaborole [570 times the MRHD based on AUC comparisons]. No developmental toxicity was noted in rats at 100 mg/kg/day tavaborole (26 times the MRHD based on AUC comparisons).

In an oral embryofetal development study in rabbits, oral doses of 15, 50, and 150 mg/kg/day tavaborole were administered during the period of organogenesis (gestational days 7 to 19) to pregnant female rabbits. In the presence of maternal toxicity, excessive embryofetal mortality due to post-implantation loss was noted at 150 mg/kg/day tavaborole. No drug related malformations were noted in rabbits at 150 mg/kg/day tavaborole (155 times the MRHD based on AUC comparisons). No embryofetal mortality was noted in rabbits at 50 mg/kg/day tavaborole (16 times the MRHD based on AUC comparisons).

In an oral pre- and post-natal development study in rats, oral doses of 15, 60, and 100 mg/kg/day tavaborole were administered from the beginning of organogenesis (gestation day 6) through the end of lactation (lactation day 20). In the presence of minimal maternal toxicity, no embryofetal toxicity or effects on postnatal development were noted at 100 mg/kg/day (29 times the MRHD based on AUC comparisons).

Topical administration

In a dermal embryofetal development study in rabbits, topical doses of 1%, 5%, and 10% tavaborole solution were administered during the period of organogenesis (gestational days 6 to 28) to pregnant female rabbits. A dose dependent increase in dermal irritation at the treatment site was noted at 5% and 10% tavaborole solution. A decrease in fetal bodyweight was noted at 10% tavaborole solution. No drug related malformations were noted in rabbits at 10% tavaborole solution (36 times the MRHD based on AUC comparisons). No embryofetal toxicity was noted in rabbits at 5% tavaborole solution (26 times the MRHD based on AUC comparisons).

8.2 Lactation

Risk Summary

There is no information available on the presence of tavaborole in human milk, the effects of the drug on the breastfed infant or the effects of the drug on milk production after topical application of tavaborole to women who are breastfeeding. Tavaborole is systemically absorbed. The lack of clinical data during lactation precludes a clear determination of the risk of tavaborole to a breastfed infant. Therefore, the developmental and health benefits of breastfeeding should be considered along with the mother's clinical need for tavaborole and any potential adverse effects on the breastfed child from tavaborole or from the underlying maternal condition.

8.4 Pediatric Use

The safety and efficacy of tavaborole were established in patients 6 years of age and older. Use of tavaborole in these age groups is supported by evidence from adequate and well-controlled studies of tavaborole in adults with additional data from an open-label

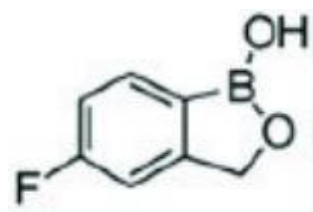
pharmacokinetics study of tavaborole in subjects 12 years to less than 17 years old [see *Clinical Pharmacology (12.3)*].

8.5 Geriatric Use

In clinical trials of 791 subjects who were exposed to tavaborole, 19% were 65 years of age and over, while 4% were 75 years of age and over. No overall differences in safety or effectiveness were observed between these subjects and younger subjects, but greater sensitivity of some older individuals cannot be ruled out.

11 DESCRIPTION

Tavaborole topical solution, 5% contains tavaborole, 5% (w/w) in a clear, colorless alcohol-based solution for topical use. The active ingredient, tavaborole, is an oxaborole antifungal with the chemical name of 5-fluoro-1,3-dihydro-1-hydroxy-2,1-benzoxaborole. The chemical formula is $C_7H_6BFO_2$, the molecular weight is 151.93 and the structural formula is:



Tavaborole is a white to off-white powder. It is slightly soluble in water and freely soluble in ethanol and propylene glycol.

Each mL of tavaborole topical solution contains 43.5 mg of tavaborole. Inactive ingredients include alcohol (73.70% v/v), edetate calcium disodium, and propylene glycol.

12 CLINICAL PHARMACOLOGY

12.1 Mechanism of Action

Tavaborole is an oxaborole antifungal [see *Clinical Pharmacology (12.4)*].

12.2 Pharmacodynamics

At therapeutic doses, tavaborole is not expected to prolong QTc to any clinically relevant extent.

12.3 Pharmacokinetics

Tavaborole undergoes extensive metabolism. Renal excretion is the major route of elimination of the metabolites.

In a clinical pharmacology trial of six healthy adult male volunteers who received a single topical application of 5% ^{14}C -tavaborole solution, tavaborole conjugates and metabolites were shown to be excreted primarily in the urine.

The pharmacokinetics (PK) of tavaborole was investigated in 24 adult subjects with distal subungual onychomycosis involving at least 4 toenails (including at least 1 great toenail) following a single-dose and a 2-week daily topical application of 200 μ L of a 5% solution of tavaborole to all ten toenails and 2 mm of skin surrounding each toenail. Steady-state was achieved after 14 days of dosing. After a single-dose, the mean (\pm standard deviation) peak concentration (C_{\max}) of tavaborole was 3.5 ± 2.3 ng/mL (n=21 with measurable concentrations, range 0.618 to 10.2 ng/mL, LLOQ=0.5 ng/mL), and the mean $AUC_{\text{last}} \pm SD$ was 44.4 ± 25.5 ng*hr/mL (n=21). After 2 weeks of daily dosing, the mean $C_{\max} \pm SD$ was 5.2 ± 3.5 ng/mL (n=24, range 1.5 to 12.8 ng/mL), and the mean $AUC_{\tau} \pm SD$ was 75.8 ± 44.5 ng*hr/mL.

In another study PK of tavaborole was investigated in 22 subjects aged 12 years to less than 17 years with distal subungual onychomycosis involving at least 4 toenails (including at least 1 great toenail with at least 20% involvement) following once daily application of 5% solution of tavaborole to all ten toenails and 2 mm of skin surrounding each toenail for 29 days. On Day 29, the mean $\pm SD C_{\max}$ was 5.9 ± 4.9 ng/mL (n=21 with measurable concentrations, range 1.0 to 16.4 ng/mL, LLOQ=0.5 ng/mL), and the mean $\pm SD AUC_{0-24}$ was 76.0 ± 62.5 ng*hr/mL.

Drug Interaction Studies

In Vitro Studies

In vitro studies have shown that tavaborole, at therapeutic concentrations, neither inhibits nor induces cytochrome P450 (CYP450) enzymes.

12.4 Microbiology

Mechanism of Action

The mechanism of action of tavaborole is inhibition of fungal protein synthesis. Tavaborole inhibits protein synthesis by inhibition of an aminoacyl-transfer ribonucleic acid (tRNA) synthetase (AARS).

Activity *in vitro* and in clinical infections

Tavaborole has been shown to be active against most strains of the following microorganisms, both *in vitro* and in clinical infections [see *Indications and Usage (1)*]:

Trichophyton rubrum

Trichophyton mentagrophytes

Mechanism of Resistance

Trichophyton mentagrophytes and *Trichophyton rubrum* strains from isolates collected in the clinical trials have not demonstrated resistance following repeated exposure to tavaborole.

13 NONCLINICAL TOXICOLOGY

13.1 Carcinogenesis, Mutagenesis, Impairment of Fertility

In an oral carcinogenicity study in Sprague-Dawley rats, oral doses of 12.5, 25, and 50 mg/kg/day tavaborole were administered to rats once daily for 104 weeks. No drug

related neoplastic findings were noted at oral doses up to 50 mg/kg/day tavaborole (14 times the MRHD based on AUC comparisons).

In a dermal carcinogenicity study in CD-1 mice, topical doses of 5%, 10%, and 15% tavaborole solution were administered to mice once daily for 104 weeks. No drug related neoplastic findings were noted at topical doses up to 15% tavaborole solution (89 times the MRHD based on AUC comparisons).

Tavaborole revealed no evidence of mutagenic or clastogenic potential based on the results of two *in vitro* genotoxicity tests (Ames assay and Human lymphocyte chromosomal aberration assay) and one *in vivo* genotoxicity test (rat micronucleus assay).

No effects on fertility were observed in male and female rats that were administered oral doses up to 300 mg/kg/day tavaborole (107 times the MRHD based on AUC comparisons) prior to and during early pregnancy.

14 CLINICAL STUDIES

The efficacy and safety of tavaborole was evaluated in two multicenter, double-blind, randomized, vehicle-controlled trials. Tavaborole or vehicle was applied once daily for 48 weeks in subjects with 20% to 60% clinical involvement of the target toenail, without dermatophytomas or lunula (matrix) involvement.

A total of 1,194 subjects (795 tavaborole, 399 Vehicle) 18 to 88 years of age, 82% male, 84% white, participated in these two trials. Efficacy assessments were made at 52 weeks following a 48-week treatment period.

The Complete Cure efficacy endpoint included negative mycology (negative KOH wet mount and negative fungal culture) and Completely Clear Nail (no clinical evidence of onychomycosis as evidenced by a normal toenail plate, no onycholysis, and no subungual hyperkeratosis). Efficacy results from the two trials are summarized in Table 2.

Table 2: Efficacy Outcomes

Efficacy Variable	Trial 1		Trial 2	
	Tavaborole N=399 n (%)	Vehicle N=194 n (%)	Tavaborole N=396 n (%)	Vehicle N=205 n (%)
Complete Cure ^a	26 (6.5%)	1 (0.5%)	36 (9.1%)	3 (1.5%)
Complete or Almost Complete Cure ^b	61 (15.3%)	3 (1.5%)	71 (17.9%)	8 (3.9%)
Mycologic Cure ^c	124 (31.1%)	14 (7.2%)	142 (35.9%)	25 (12.2%)
a. Complete cure defined as 0% clinical involvement of the target toenail plus negative KOH and negative culture.				
b. Complete or almost complete cure defined as ≤ 10% affected target toenail area involved and negative KOH and culture.				

c. Mycologic cure defined as negative KOH and negative culture.

16 HOW SUPPLIED/STORAGE AND HANDLING

16.1 How Supplied

Tavaborole Topical Solution, 5% is available as a clear, colorless solution free from visual foreign particulate matter filled in an amber glass bottle with a screw cap. At initial use, the screw cap is replaced with the dropper assembly.

Tavaborole topical solution, 5% is supplied in the following presentations:

NDC 69238-1657-6: One 10 cc bottle containing 10 mL of solution with one plastic wrapped glass pointed-tip dropper.

NDC 69238-1657-4: One 6 cc bottle containing 4 mL of solution with one plastic wrapped glass pointed-tip dropper.

16.2 Storage and Handling

Store at 20° to 25°C (68° to 77°F); excursions permitted between 15° to 30°C (59° to 86°F) [see USP Controlled Room Temperature].

CAUTION: Flammable. Keep away from heat and flame.

Discard product within 3 months after insertion of the dropper.

The dropper assembly contains Dry Natural Rubber.

Keep bottle tightly closed. Keep out of reach of children.

17 PATIENT COUNSELING INFORMATION

See FDA-approved patient labeling (Patient Information and Instructions for Use)

The patient should be told the following:

- The impact of nail polish or other cosmetic nail products on the efficacy of tavaborole has not been evaluated.
- Inform a health care professional if the area of application shows signs of persistent irritation (for example, redness, itching, swelling).
- Product is flammable. Avoid use near heat or open flame.

Distributed by:

Amneal Pharmaceuticals LLC

Bridgewater, NJ 08807

Rev. 06-2019-00

PATIENT INFORMATION

Tavaborole (ta'' va bor' ole) Topical Solution, 5%

Important information: Tavaborole topical solution is for use on toenails only.

Do not use tavaborole topical solution in your mouth, eyes, or vagina.

What is tavaborole topical solution?

Tavaborole topical solution is a prescription medicine used to treat fungal infections of the toenails.

It is not known if tavaborole topical solution is safe and effective in children less than 6 years age.

Before using tavaborole topical solution, tell your healthcare provider about all of your medical conditions, including if you:

- are pregnant or plan to become pregnant. It is not known if tavaborole topical solution can harm your unborn baby.
- are breastfeeding or plan to breastfeed. It is not known if tavaborole passes into your breast milk. Talk to your healthcare provider about the best way to feed your baby during your treatment with tavaborole topical solution.

Tell your healthcare provider about all the medicines you take, including prescription and over-the-counter medicines, vitamins, and herbal supplements.

How should I use tavaborole topical solution?

See the “Instructions for Use” at the end of this Patient Information for detailed information about the right way to use tavaborole topical solution.

- Use tavaborole topical solution exactly as your healthcare provider tells you to use it.
- Apply tavaborole topical solution to your affected toenails 1 time each day.
- Tavaborole topical solution is used for 48 weeks.
- It is not known if the use of nail polish or other cosmetic nail products (such as gel nails or acrylic nails) will affect how tavaborole topical solution works.

What should I avoid while using tavaborole topical solution?

- Tavaborole topical solution is flammable. Avoid heat and flame while applying tavaborole topical solution to your toenail.

What are the possible side effects of tavaborole topical solution?

The most common side effects of tavaborole topical solution include: skin peeling, ingrown toenail, redness, itching, and swelling.

Tavaborole topical solution may cause irritation at or near the application site. Tell your healthcare provider if you develop irritation at the application site that does not go away.

These are not all of the possible side effects of tavaborole topical solution.

Call your doctor for medical advice about side effects. You may report side effects to FDA at 1-800-FDA-1088.

How should I store tavaborole topical solution?

- Store tavaborole topical solution at room temperature, between 68° to 77°F (20° to 25°C).
- Tavaborole topical solution is flammable. Keep away from heat and flame.
- Keep the bottle tightly closed.
- Safely throw away tavaborole topical solution after 3 months of inserting the dropper.

Keep tavaborole topical solution and all medicines out of the reach of children.

General information about the safe and effective use of tavaborole topical solution

Medicines are sometimes prescribed for purposes other than those listed in a Patient Information leaflet. Do not use tavaborole topical solution for a condition for which it

was not prescribed. Do not give tavaborole topical solution to other people, even if they have the same symptoms that you have. It may harm them. You can ask your pharmacist or healthcare provider for information about tavaborole topical solution that is written for health professionals.

What are the ingredients in tavaborole topical solution?

Active ingredient: tavaborole

Inactive ingredients: alcohol (73.70% v/v), edetate calcium disodium and propylene glycol

Distributed by:

Amneal Pharmaceuticals LLC

Bridgewater, NJ 08807

For more information, call 1-877-835-5472 or go to www.amneal.com.

This Patient Information has been approved by the U.S. Food and Drug Administration.
Rev. 06-2019-00

Instructions for Use

Tavaborole (ta'' va bor' ole) Topical Solution, 5%

Important information: Tavaborole topical solution is for use on toenails only.
Do not use tavaborole topical solution in your mouth, eyes, or vagina.

Read the Instructions for Use that comes with tavaborole topical solution before you start using it. Talk to your healthcare provider if you have any questions.

How to apply tavaborole topical solution:

Your toenails should be clean and dry before you apply tavaborole topical solution.

Step 1: Before you apply tavaborole topical solution to your affected toenail for the first time, remove the cap from the tavaborole topical solution bottle. **(See Figure A)** Throw away the cap.

Step 2: Remove the wrapping from the dropper that comes with tavaborole topical solution. Insert the dropper into the tavaborole topical solution bottle. **(See Figure B)**

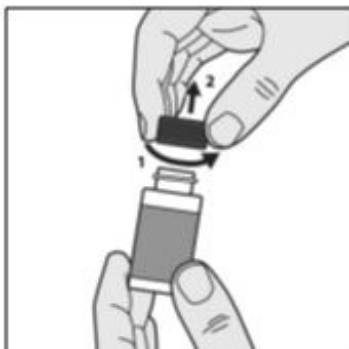


Figure A

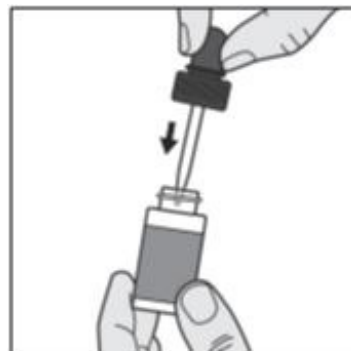


Figure B

Only apply tavaborole topical solution using the provided dropper. Do not use the dropper for any other purpose.

Step 3: With the dropper inserted into the tavaborole topical solution, squeeze the bulb

and then release the bulb to draw tavaborole topical solution into the dropper.

Step 4: Remove the dropper from the bottle and hold the dropper tip over your affected toenail.

Step 5: Slowly squeeze the bulb to apply tavaborole topical solution to your toenail. Apply enough solution to completely cover your toenail. You may need to use more than one drop. **(See Figure C)**



Figure C

Step 6: Use the dropper tip to gently spread tavaborole topical solution to cover the entire toenail up to the edges of the toenail. **(See Figure D)**

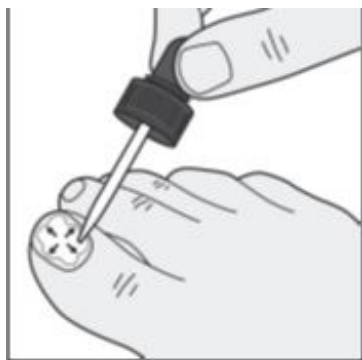


Figure D

Step 7: In addition to the top of the toenail, also apply tavaborole topical solution under the tip of the toenail. Use the dropper tip to gently spread tavaborole topical solution under the entire tip of the toenail. **(See Figures E and F)**

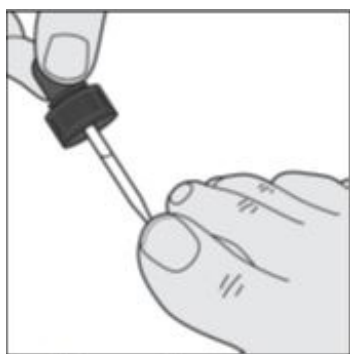


Figure E

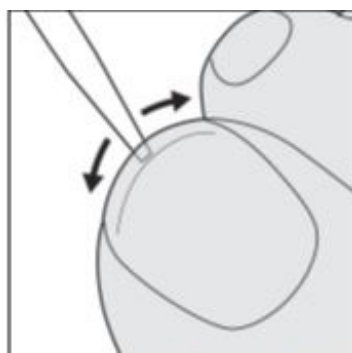


Figure F

Step 8: Repeat Steps 3 to 7 to apply tavaborole topical solution to each affected toenail.

Step 9: Let the tavaborole topical solution dry completely. This may take a couple of minutes.

Avoid getting tavaborole topical solution on skin that is not surrounding the treated toenail(s). If tavaborole topical solution comes in contact with surrounding skin, use a tissue to wipe any excess solution from the surrounding skin. **Do not wipe tavaborole topical solution off of your toenails.**

Step 10: After applying tavaborole topical solution to your toenails, insert the dropper back into the bottle and screw it on tightly.

Step 11: Wash your hands with soap and water after applying tavaborole topical solution.

This Patient Information and Instructions for Use has been approved by the U.S. Food and Drug Administration.

Distributed by:

Amneal Pharmaceuticals LLC

Bridgewater, NJ 08807

Rev. 06-2019-00

PRINCIPAL DISPLAY PANEL

The image shows a rectangular label for Tavaborole Topical Solution, 5%. The label is divided into several sections. On the left, it contains the NDC number, product name, and usage instructions. In the center, there is a barcode with the number 3 69238 16576 0 below it. To the right of the barcode, there is a warning about a non-varnish area. At the bottom left, it says 'Rx only' and '10 mL'. At the bottom center, there is storage information. At the bottom right, there is distributor information and a revision date.

NDC 69238-1657-6

Tavaborole Topical Solution, 5%

For Topical Use Only
Not for oral, ophthalmic, or intravaginal use

Rx only **10 mL**

Store at 20° to 25°C (68° to 77°F); excursions permitted between 15° to 30°C (59° to 86°F) [see USP Controlled Room Temperature].

Distributed by:
Amneal Pharmaceuticals LLC
Bridgewater, NJ 08807
Rev. 04-2018-00

N 3 69238 16576 0

1.25" x 0.75"
Non-Varnish Area for
Lot No. and Exp. Date

1.75" x 1.2"
Non-Varnish Area for
Lot No. and Exp. Date

Description: Each mL of tavorole topical solution, 5% contains 43.5 mg of tavorole in a solution containing alcohol (73.70% v/v), edetate calcium disodium, and propylene glycol.

Usual Dosage: Use only as prescribed by your physician. See package insert for dosage information.

Use only supplied dropper to apply tavorole topical solution, 5%. See patient information for instructions.

Warning: Keep out of reach of children, Avoid contact with eyes.

Store at 20° to 25°C (68° to 77°F); excursions permitted between 15° to 30°C (59° to 86°F) [see USP Controlled Room Temperature].

Keep bottle tightly closed.


Caution: Flammable. Keep away from heat and flame.

Distributed by:
Amneal Pharmaceuticals LLC
Bridgewater, NJ 08807

Rev. 06-2019-00

NDC 69238-1657-6

Tavorole Topical Solution, 5%



N 3 69238 16576 0

NDC 69238-1657-6

Tavorole Topical Solution, 5%

For Topical Use Only

Not for oral, ophthalmic, or intravaginal use

The dropper assembly contains Dry Natural Rubber.



NDC 69238-1657-6

Tavorole Topical Solution, 5%

Rx only

10 mL

Rx only

TAVABOROLE

tavorole solution

Product Information

Product Type	HUMAN PRESCRIPTION DRUG	Item Code (Source)	NDC:69238-1657
Route of Administration	TOPICAL		

Active Ingredient/Active Moiety

Ingredient Name	Basis of Strength	Strength
TAVABOROLE (UNII: K124A4EUQ3) (TAVABOROLE - UNII:K124A4EUQ3)	TAVABOROLE	43.5 mg in 1 mL

Inactive Ingredients

Ingredient Name	Strength
ALCOHOL (UNII: 3K9958V90M)	
EDETATE CALCIUM DISODIUM (UNII: 25IH6R4SGF)	
PROPYLENE GLYCOL (UNII: 6DC9Q167V3)	

Product Characteristics

Color	white (clear, colorless)	Score	
Shape		Size	
Flavor		Imprint Code	
Contains			

Packaging				
#	Item Code	Package Description	Marketing Start Date	Marketing End Date
1	NDC:69238-1657-4	1 in 1 CARTON	11/28/2020	
1		4 mL in 1 BOTTLE, WTH APPLICATOR; Type 1: Convenience Kit of Co-Package		
2	NDC:69238-1657-6	1 in 1 CARTON	11/28/2020	
2		10 mL in 1 BOTTLE, WTH APPLICATOR; Type 1: Convenience Kit of Co-Package		

Marketing Information			
Marketing Category	Application Number or Monograph Citation	Marketing Start Date	Marketing End Date
ANDA	ANDA212256	11/28/2020	

Labeler - Amneal Pharmaceuticals NY LLC (123797875)

Establishment			
Name	Address	ID/FEI	Business Operations
Amneal Pharmaceuticals, LLC		963900878	analysis(69238-1657) , label(69238-1657) , manufacture(69238-1657) , pack(69238-1657)

Revised: 6/2019

Amneal Pharmaceuticals NY LLC