

LIDOCAINE HYDROCHLORIDE- lidocaine hydrochloride solution
West-Ward Pharmaceuticals Corp

LIDOCAINE HYDROCHLORIDE TOPICAL SOLUTION USP 4%

Rx only
DESCRIPTION

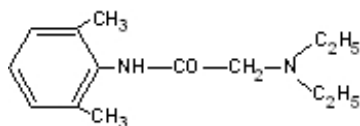
Lidocaine Hydrochloride Topical Solution USP contains a local anesthetic agent and is administered topically. See INDICATIONS for specific uses.

Each mL contains:

lidocaine hydrochloride USP
..... 40 mg

Methylparaben, Sodium Hydroxide (to adjust pH) in an aqueous solution. NOT FOR INJECTION.

Lidocaine is a local anesthetic chemically designated as 2-(diethylamino)-N-(2,6-dimethyl-phenyl)-acetamide. It has the following structural formula:



CLINICAL PHARMACOLOGY

Mechanism of Action

Lidocaine stabilizes the neuronal membrane by inhibiting the ionic fluxes required for the initiation and conduction of impulses, thereby effecting local anesthetic action.

Hemodynamics

Excessive blood levels may cause changes in cardiac output, total peripheral resistance, and mean arterial pressure. These changes may be attributable to a direct depressant effect of the local anesthetic agent on various components of the cardiovascular system.

Pharmacokinetics and Metabolism

Lidocaine may be absorbed following topical administration to mucous membranes, its rate of absorption and percent of dose absorbed depending upon concentration and total dose administered, the specific site of application, and duration of exposure. In general, the rate of absorption of local anesthetic agents following topical application occurs most rapidly after intratracheal administration. Lidocaine is also well-absorbed from the gastrointestinal tract, but little intact drug appears in the circulation because of biotransformation in the liver.

Lidocaine is metabolized rapidly by the liver, and metabolites and unchanged drug are excreted by the kidneys. Biotransformation includes oxidative N-dealkylation, ring hydroxylation, cleavage of the amide linkage, and conjugation. N-dealkylation, a major pathway of biotransformation, yields the metabolites monoethylglycinexylidide and glycinexylidide. The pharmacological/toxicological actions of these metabolites are similar to, but less potent than, those of lidocaine. Approximately 90% of lidocaine administered is excreted in the form of various metabolites, and less than 10% is excreted unchanged. The primary metabolite in urine is a conjugate of 4-hydroxy-2,6-dimethylaniline.

The plasma binding of lidocaine is dependent on drug concentration, and the fraction bound decreases with increasing concentration. At concentrations of 1 to 4 mcg of free base per ml, 60 to 80 percent of lidocaine is protein bound. Binding is also dependent on the plasma concentration of the alpha-1-acid glycoprotein.

Lidocaine crosses the blood-brain and placental barriers, presumably by passive diffusion.

Studies of lidocaine metabolism following intravenous bolus injections have shown that the elimination half-life of this agent is typically 1.5 to 2 hours. Because of the rapid rate at which lidocaine is metabolized, any condition that affects liver function may alter lidocaine kinetics. The half-life may be prolonged two-fold or more in patients with liver dysfunction. Renal dysfunction does not affect lidocaine kinetics but may increase the accumulation of metabolites.

Factors such as acidosis and the use of CNS stimulants and depressants affect the CNS levels of lidocaine required to produce overt systemic effects. Objective adverse manifestations become increasingly apparent with increasing venous plasma above 6 mcg free base per ml. In the rhesus monkey arterial blood levels of 18-21 mcg/mL have been shown to be threshold for convulsive activity.

INDICATIONS

Lidocaine hydrochloride is indicated for the production of topical anesthesia of accessible mucous membranes of the oral and nasal cavities and proximal portions of the digestive tract.

CONTRAINDICATIONS

Lidocaine hydrochloride is contraindicated in patients with a known hypersensitivity either to local anesthetics of the amide type or to the components of the topical solution.

WARNINGS

IN ORDER TO MANAGE POSSIBLE ADVERSE REACTIONS, RESUSCITATIVE EQUIPMENT, OXYGEN AND OTHER RESUSCITATIVE DRUGS MUST BE IMMEDIATELY AVAILABLE WHEN LOCAL ANESTHETIC AGENTS, SUCH AS LIDOCAINE, ARE ADMINISTERED TO MUCOUS MEMBRANES.

Lidocaine hydrochloride should be used with extreme caution if there is sepsis or

severely traumatized mucosa in the area of application, since under such conditions there is the potential for rapid systemic absorption.

Methemoglobinemia

Cases of methemoglobinemia have been reported in association with local anesthetic use. Although all patients are at risk for methemoglobinemia, patients with glucose-6-phosphate dehydrogenase deficiency, congenital or idiopathic methemoglobinemia, cardiac or pulmonary compromise, infants under 6 months of age, and concurrent exposure to oxidizing agents or their metabolites are more susceptible to developing clinical manifestations of the condition. If local anesthetics must be used in these patients, close monitoring for symptoms and signs of methemoglobinemia is recommended.

Signs and symptoms of methemoglobinemia may occur immediately or may be delayed some hours after exposure, and are characterized by a cyanotic skin discoloration and abnormal coloration of the blood. Methemoglobin levels may continue to rise; therefore, immediate treatment is required to avert more serious central nervous system and cardiovascular adverse effects, including seizures, coma, arrhythmias, and death. Discontinue lidocaine and any other oxidizing agents. Depending on the severity of the symptoms, patients may respond to supportive care, i.e., oxygen therapy, hydration. More severe symptoms may require treatment with methylene blue, exchange transfusion, or hyperbaric oxygen.

PRECAUTIONS

General

The safety and effectiveness of lidocaine depend on proper dosage, correct technique, adequate precautions, and readiness for emergencies. Resuscitative equipment, oxygen, and other resuscitative drugs should be available for immediate use. (See WARNINGS and ADVERSE REACTIONS). The lowest dosage that results in effective anesthesia should be used to avoid high plasma levels and serious adverse effects. Repeated doses of lidocaine may cause significant increases in blood levels with each repeated dose because of slow accumulation of the drug and/or its metabolites. Tolerance to elevated blood levels varies with the status of the patient. Debilitated, elderly patients, acutely ill patients, and children should be given reduced doses commensurate with their age and physical status. Lidocaine should also be used with caution in patients with severe shock or heart block.

Lidocaine hydrochloride should be used with caution in patients with known drug sensitivities. Patients allergic to para-aminobenzoic acid derivatives (procaine, tetracaine, benzocaine, etc.) have not shown cross sensitivity to lidocaine.

Although it has been shown that the rate of absorption of lidocaine after spraying the laryngotracheal mucosa with a solution of the local anesthetic agent is normally relatively slow, there is the attendant risk that occasionally some of the solution may gravitate into the lower respiratory tract where surface area for absorption and tissue blood flow are markedly greater. This can result in unexpectedly rapid and high blood levels, and this possibility must be kept in mind whenever lidocaine hydrochloride topical solution is administered.

Many drugs used during the conduct of anesthesia are considered potential triggering agents for familial malignant hyperthermia. Since it is not known whether amide-type local anesthetics may trigger this reaction and since the need for supplemental general anesthesia cannot be predicted in advance, it is suggested that a standard protocol for management should be available. Early unexplained signs of tachycardia, tachypnea, labile blood pressure and metabolic acidosis may precede temperature elevation. Successful outcome is dependent on early diagnosis, prompt discontinuance of the suspect triggering agent(s) and institution of treatment, including oxygen therapy, indicated supportive measures and dantrolene (consult dantrolene sodium intravenous package insert before using).

Information for Patients

Inform patients that use of local anesthetics may cause methemoglobinemia, a serious condition that must be treated promptly. Advise patients or caregivers to stop use and seek immediate medical attention if they or someone in their care experience the following signs or symptoms: pale, gray, or blue colored skin (cyanosis); headache; rapid heart rate; shortness of breath; lightheadedness; or fatigue.

When topical anesthetics are used in the mouth or throat, the patient should be aware that the production of topical anesthesia may impair swallowing and thus enhance the danger of aspiration. For this reason, food should not be ingested for 60 minutes following use of local anesthetic preparations in the mouth or throat area. This is particularly important in children because of their frequency of eating.

Numbness of the tongue or buccal mucosa may increase the danger of unintentional biting trauma. Food and chewing gum should not be taken while the mouth or throat area is anesthetized.

Drug Interactions

Patients that are administered local anesthetics may be at increased risk of developing methemoglobinemia when concurrently exposed to the following oxidizing agents:

Class	Examples
Nitrates/Nitrites	nitroglycerin, nitroprusside, nitric oxide, nitrous oxide
Local anesthetics	benzocaine, lidocaine, bupivacaine, mepivacaine, tetracaine, prilocaine, procaine, articaine
Antineoplastic agents	cyclophosphamide, flutamide, rasburicase, isofamide, hydroxyurea
Antibiotics	dapsone, sulfonamides, nitrofurantoin, para-aminosalicylic acid
Antimalarials	chloroquine, primaquine
Anticonvulsants	phenytoin, sodium valproate, phenobarbital
Other drugs	acetaminophen, metoclopramide, sulfa drugs (i.e., sulfasalazine), quinine

Carcinogenesis, Mutagenesis, Impairment of Fertility

Studies of lidocaine in animals to evaluate the carcinogenic and mutagenic potential or the effect on fertility have not been conducted.

Use In Pregnancy

Pregnancy Category B:

Reproduction studies have been performed in rats at doses up to 6.6 times the human dose and have revealed no evidence of harm to the fetus caused by lidocaine. There are, however, no adequate and well-controlled studies in pregnant women. Animal reproduction studies are not always predictive of human response. General consideration should be given to this fact before administering lidocaine to women of childbearing potential, especially during early pregnancy when maximum organogenesis takes place.

Labor and Delivery

Lidocaine is not contraindicated in labor and delivery. Should lidocaine hydrochloride topical solution be used concomitantly with other products containing lidocaine, the total dose being administered must be kept in mind.

Nursing Mothers

It is not known whether this drug is excreted in human milk. Because many drugs are excreted in human milk, caution should be exercised when lidocaine is administered to a nursing woman.

Pediatric Use

Dosage in children should be reduced commensurate with age, body weight and physical conditions. See DOSAGE AND ADMINISTRATION.

ADVERSE REACTIONS

Adverse experiences following the administration of lidocaine are similar in nature to those observed with other amide local anesthetic agents. These adverse experiences are, in general, dose-related and may result from high plasma levels caused by excessive dosage or rapid absorption, or may result from a hypersensitivity, idiosyncrasy or diminished tolerance on the part of the patient. Serious adverse experiences are generally systemic in nature. The following types are those most commonly reported:

Central nervous system

CNS manifestations are excitatory and/or depressant and may be characterized by lightheadedness, nervousness, apprehension, euphoria, confusion, dizziness, drowsiness, tinnitus, blurred or double vision, vomiting, sensations of heat, cold or numbness, twitching, tremors, convulsions, unconsciousness, respiratory depression and arrest. The excitatory manifestations may be very brief or may not occur at all, in which case manifestation of toxicity may be drowsiness merging into unconsciousness and respiratory arrest.

Drowsiness following the administration of lidocaine is usually an early sign of a high

blood level of the drug and may occur as a consequence of rapid absorption.

Cardiovascular system:

Cardiovascular manifestations are usually depressant and are characterized by bradycardia, hypotension, and cardiovascular collapse, which may lead to cardiac arrest.

Allergic:

Allergic reactions are characterized by cutaneous lesions, urticaria, edema or anaphylactoid reactions. Allergic reactions may occur as a result of sensitivity either to the local anesthetic agent or to other ingredients in the formulation. Allergic reactions as a result of sensitivity to lidocaine are extremely rare and, if they occur, should be managed by conventional means. The detection of sensitivity by skin testing is of doubtful value.

OVERDOSAGE

Acute emergencies from local anesthetics are generally related to high plasma levels encountered during therapeutic use of local anesthetics. (See ADVERSE REACTIONS, WARNINGS, and PRECAUTIONS)

Management of Local Anesthetic Emergencies

The first consideration is prevention, best accomplished by careful and constant monitoring of cardiovascular and respiratory vital signs and the patient's state of consciousness after each local anesthetic administration. At the first sign of change, oxygen should be administered.

The first steps in the management of convulsions consist of immediate attention to the maintenance of a patent airway and assisted or controlled ventilation with oxygen and a delivery system capable of permitting immediate positive airway pressure by mask. Immediately after the institution of these ventilatory measures, the adequacy of the circulation should be evaluated, keeping in mind that drugs used to treat convulsions sometimes depress the circulation when administered intravenously. Should convulsions persist despite adequate respiratory support, and if the status of the circulation permits, small increments of an ultra-short acting barbiturate (such as thiopental or thiamylal) or a benzodiazepine (such as diazepam) may be administered intravenously. The clinician should be familiar, prior to use of local anesthetics, with these anticonvulsant drugs. Supportive treatment of circulatory depression may require administration of intravenous fluids and, when appropriate, a vasopressor as indicated by the clinical situation (e.g., ephedrine).

If not treated immediately, both convulsions and cardiovascular depression can result in hypoxia, acidosis, bradycardia, arrhythmias and cardiac arrest. If cardiac arrest should occur, standard cardiopulmonary resuscitative measures should be instituted.

Dialysis is of negligible value in the treatment of acute overdosage with lidocaine.

The intravenous LD₅₀ of lidocaine HCl in female mice is 26 (21-31) mg/kg and the subcutaneous LD₅₀ is 264 (203-304) mg/kg.

DOSAGE AND ADMINISTRATION

When lidocaine hydrochloride topical solution 4% is used concomitantly with other products containing lidocaine, the total dose contributed by all formulations must be kept in mind.

The dosage varies and depends upon the area to be anesthetized, vascularity of the tissues, individual tolerance and the technique of anesthesia. The lowest dosage needed to provide effective anesthesia should be administered. Dosages should be reduced for children and for elderly and debilitated patients. The maximum dose should not exceed 4.5 mg/kg (2 mg/lb) of body weight. Although the incidence of adverse effects with lidocaine hydrochloride topical solution 4% is quite low, caution should be exercised particularly when employing large volumes since the incidence of adverse effects is directly proportional to the total dose of local anesthetic agent administered.

The dosages recommended below are for normal healthy adults:

When used as a spray, or when applied by means of cotton applicators or packs, as when instilled into a cavity, the suggested dosage of lidocaine hydrochloride topical solution is 1-5 mL (40-200 mg of lidocaine hydrochloride), i.e., 0.6-3.0 mg/kg or 0.3-1.5 mg/lb of body weight.

NOTE: The solution may be applied with a sterile swab which is discarded after use and never reused under any circumstances. When spraying, transfer the solution from the original container to an atomizer.

Maximum Recommended Dosages:

Normal Healthy Adults:

The maximum recommended dose of lidocaine hydrochloride topical solution should be such that the dose of lidocaine hydrochloride is kept below 300 mg and in any case should never exceed 4.5 mg/kg (2 mg/lb) of body weight.

Children:

It is difficult to recommend a maximum dose of any drug for children since this varies as a function of age and weight. For children of less than ten years who have a normal lean body mass and normal body development, the maximum dose may be determined by the application of one of the standard pediatric drug formulas (e.g., Clark's rule). For example, in a child of five years weighing 50 lbs., the dose of lidocaine should not exceed 75-100 mg when calculated according to Clark's rule. In any case, the maximum dose of lidocaine hydrochloride and epinephrine should not exceed 7 mg/kg (3.2 mg/lb) of body weight. When used without epinephrine, the amount of lidocaine hydrochloride administered should be such that the dose is kept below 300 mg and in any case should not exceed 4.5 mg/kg (2.0 mg/lb) of body weight.

HOW SUPPLIED

Lidocaine Hydrochloride Topical Solution USP 4%



The 4% topical solution is supplied as a clear, colorless solution.

NDC 0054-3505-47: Bottle of 50 mL

Store at 20° to 25°C (68° to 77°F). [See USP Controlled Room Temperature.] Avoid freezing.

Distr. by: **West-Ward
Pharmaceuticals Corp.**
Eatontown, NJ 07724
1000088/06
Revised October 2019

PACKAGE/LABEL PRINCIPAL DISPLAY PANEL

<p>Also contains methylparaben and sodium hydroxide to adjust pH.</p> <p>USUAL DOSAGE: See Package Insert for Complete Prescribing Information.</p> <p>DO NOT INJECT</p> <p>WARNINGS: KEEP OUT OF THE REACH OF CHILDREN.</p> <p>Store at 20° to 25°C (68° to 77°F). [See USP Controlled Room Temperature.]</p> <p>Avoid freezing.</p> <p>Distr. by: West-Ward Pharmaceuticals Corp. Eatontown, NJ 07724</p>	<p>NDC 0054-3505-47 50 mL</p> <p>Lidocaine Hydrochloride Topical Solution USP</p> <p>4%</p> <p>NOT FOR INJECTION</p> <p>TOPICAL USE ONLY</p> <p>Each mL contains 40 mg lidocaine hydrochloride USP.</p> <p>R_x only</p> <p> WEST-WARD A HIRMA COMPANY</p>	<p>EXP. LOT</p> <div style="text-align: right;">  N (01) 1 03 0054-3505-47 3 </div> <p style="text-align: right;">4120620//05</p>
-----------------------------------------------------------------------------------------------------------------------------------------------------------------------------------------------------------------------------------------------------------------------------------------------------------------------------------------------------------------------------------------------------------------------------------------------------	-----------------------------------------------------------------------------------------------------------------------------------------------------------------------------------------------------------------------------------------------------------------------------------------------------------------------------------------------------------------------------------------------------------------	-------------------------------------------------------------------------------------------------------------------------------------------------------------------------------------------------------------------------------------------------------

LIDOCAINE HYDROCHLORIDE			
lidocaine hydrochloride solution			
Product Information			
Product Type	HUMAN PRESCRIPTION DRUG	Item Code (Source)	NDC:0054-3505
Route of Administration	TOPICAL		
Active Ingredient/Active Moiety			
Ingredient Name	Basis of Strength	Strength	
LIDOCAINE HYDROCHLORIDE (UNII: V13007Z41A) (LIDOCAINE - UNII:98PI200987)	LIDOCAINE HYDROCHLORIDE ANHYDROUS	40 mg in 1 mL	

Inactive Ingredients

Ingredient Name	Strength
METHYLPARABEN (UNII: A2I8C7HI9T)	
SODIUM HYDROXIDE (UNII: 55X04QC32I)	

Packaging

#	Item Code	Package Description	Marketing Start Date	Marketing End Date
1	NDC:0054-3505-47	50 mL in 1 BOTTLE; Type 0: Not a Combination Product	04/03/1985	

Marketing Information

Marketing Category	Application Number or Monograph Citation	Marketing Start Date	Marketing End Date
ANDA	ANDA088803	04/03/1985	

Labeler - West-Ward Pharmaceuticals Corp (080189610)

Establishment

Name	Address	ID/FEI	Business Operations
West-Ward Columbus Inc.		058839929	MANUFACTURE(0054-3505)

Revised: 8/2022

West-Ward Pharmaceuticals Corp