

# **MELOXICAM- meloxicam tablet**

## **Glenmark Pharmaceuticals Inc., USA**

-----

### **HIGHLIGHTS OF PRESCRIBING INFORMATION**

These highlights do not include all the information needed to use MELOXICAM TABLETS safely and effectively. See full prescribing information for MELOXICAM TABLETS.

**MELOXICAM tablets, for oral use**  
**Initial U.S. Approval: 2000**

#### **WARNING: RISK OF SERIOUS CARDIOVASCULAR AND GASTROINTESTINAL EVENTS**

**See full prescribing information for complete boxed warning.**

- **Nonsteroidal anti-inflammatory drugs (NSAIDs) cause an increased risk of serious cardiovascular thrombotic events, including myocardial infarction and stroke, which can be fatal. This risk may occur early in treatment and may increase with duration of use (5.1)**
- **Meloxicam tablets are contraindicated in the setting of coronary artery bypass graft (CABG) surgery (4, 5.1)**
- **NSAIDs cause an increased risk of serious gastrointestinal (GI) adverse events including bleeding, ulceration, and perforation of the stomach or intestines, which can be fatal. These events can occur at any time during use and without warning symptoms. Elderly patients and patients with a prior history of peptic ulcer disease and/or GI bleeding are at greater risk for serious GI events (5.2)**

#### **RECENT MAJOR CHANGES**

-----

Warnings and Precautions, Drug Reaction with Eosinophilia and Systemic Symptoms (5.10) 04/2021  
Warnings and Precautions, Fetal Toxicity (5.11) 04/2021

#### **INDICATIONS AND USAGE**

-----

Meloxicam tablets are a non-steroidal anti-inflammatory drug indicated for:

- Osteoarthritis (OA) (1.1)
- Rheumatoid Arthritis (RA) (1.2)
- Juvenile Rheumatoid Arthritis (JRA) in patients who weigh  $\geq$  60 kg (1.3)

#### **DOSAGE AND ADMINISTRATION**

-----

- Use the lowest effective dosage for the shortest duration consistent with individual patient treatment goals (2.1)
- OA (2.2) and RA (2.3):
  - o Starting dose: 7.5 mg once daily
  - o Dose may be increased to 15 mg once daily
- JRA (2.4):
  - o 7.5 mg once daily in children  $\geq$  60 kg

#### **DOSAGE FORMS AND STRENGTHS**

-----

- Meloxicam Tablets, USP: 7.5 mg and 15 mg (3)

#### **CONTRAINDICATIONS**

-----

- Known hypersensitivity to meloxicam or any components of the drug product (4)
- History of asthma, urticaria, or other allergic-type reactions after taking aspirin or other NSAIDs (4)
- In the setting of CABG surgery (4)

---

## WARNINGS AND PRECAUTIONS

---

- **Hepatotoxicity:** Inform patients of warning signs and symptoms of hepatotoxicity. Discontinue if abnormal liver tests persist or worsen or if clinical signs and symptoms of liver disease develop (5.3)
- **Hypertension:** Patients taking some antihypertensive medications may have impaired response to these therapies when taking NSAIDs. Monitor blood pressure (5.4, 7)
- **Heart Failure and Edema:** Avoid use of meloxicam in patients with severe heart failure unless benefits are expected to outweigh risk of worsening heart failure (5.5)
- **Renal Toxicity:** Monitor renal function in patients with renal or hepatic impairment, heart failure, dehydration, or hypovolemia. Avoid use of meloxicam in patients with advanced renal disease unless benefits are expected to outweigh risk of worsening renal function (5.6)
- **Anaphylactic Reactions:** Seek emergency help if an anaphylactic reaction occurs (5.7)
- **Exacerbation of Asthma Related to Aspirin Sensitivity:** Meloxicam is contraindicated in patients with aspirin-sensitive asthma. Monitor patients with preexisting asthma (without aspirin sensitivity) (5.8)
- **Serious Skin Reactions:** Discontinue meloxicam at first appearance of skin rash or other signs of hypersensitivity (5.9)
- **Drug Reaction with Eosinophilia and Systemic Symptoms (DRESS):** Discontinue meloxicam and evaluate clinically (5.10)
- **Fetal Toxicity:** Limit use of NSAIDs, including meloxicam, between about 20 to 30 weeks in pregnancy due to the risk of oligohydramnios/fetal renal dysfunction. Avoid use of NSAIDs in women at about 30 weeks gestation and later in pregnancy due to the risks of oligohydramnios/fetal renal dysfunction and premature closure of the fetal ductus arteriosus (5.11, 8.1)
- **Hematologic Toxicity:** Monitor hemoglobin or hematocrit in patients with any signs or symptoms of anemia (5.12, 7)

---

## ADVERSE REACTIONS

---

- Most common ( $\geq 5\%$  and greater than placebo) adverse events in adults are diarrhea, upper respiratory tract infections, dyspepsia, and influenza-like symptoms (6.1)
- Adverse events observed in pediatric studies were similar in nature to the adult clinical trial experience (6.1)

**To report SUSPECTED ADVERSE REACTIONS, contact Glenmark Pharmaceuticals Inc., USA at 1 (888) 721-7115 or FDA at 1-800-FDA-1088 or [www.fda.gov/medwatch](http://www.fda.gov/medwatch).**

---

## DRUG INTERACTIONS

---

- **Drugs that Interfere with Hemostasis (e.g., warfarin, aspirin, SSRIs/SNRIs):** Monitor patients for bleeding who are concomitantly taking meloxicam with drugs that interfere with hemostasis. Concomitant use of meloxicam and analgesic doses of aspirin is not generally recommended (7)
- **ACE Inhibitors, Angiotensin Receptor Blockers (ARBs) or Beta-Blockers:** Concomitant use with meloxicam may diminish the antihypertensive effect of these drugs. Monitor blood pressure (7)
- **ACE Inhibitors and ARBs:** Concomitant use with meloxicam in elderly, volume-depleted, or those with renal impairment may result in deterioration of renal function. In such high risk patients, monitor for signs of worsening renal function (7)
- **Diuretics:** NSAIDs can reduce natriuretic effect of furosemide and thiazide diuretics. Monitor patients to assure diuretic efficacy including antihypertensive effects (7)

---

## USE IN SPECIFIC POPULATIONS

---

- **Infertility:** NSAIDs are associated with reversible infertility. Consider withdrawal of meloxicam in women who have difficulties conceiving (8.3)

**See 17 for PATIENT COUNSELING INFORMATION and Medication Guide.**

**Revised: 6/2021**

---

**FULL PRESCRIBING INFORMATION: CONTENTS\***  
**WARNING: RISK OF SERIOUS CARDIOVASCULAR AND GASTROINTESTINAL EVENTS**

## **1 INDICATIONS AND USAGE**

- 1.1 Osteoarthritis (OA)
- 1.2 Rheumatoid Arthritis (RA)
- 1.3 Juvenile Rheumatoid Arthritis (JRA) Pauciarticular and Polyarticular Course

## **2 DOSAGE AND ADMINISTRATION**

- 2.1 General Dosing Instructions
- 2.2 Osteoarthritis
- 2.3 Rheumatoid Arthritis
- 2.4 Juvenile Rheumatoid Arthritis (JRA) Pauciarticular and Polyarticular Course
- 2.5 Renal Impairment

## **3 DOSAGE FORMS AND STRENGTHS**

## **4 CONTRAINDICATIONS**

## **5 WARNINGS AND PRECAUTIONS**

- 5.1 Cardiovascular Thrombotic Events
- 5.2 Gastrointestinal Bleeding, Ulceration, and Perforation
- 5.3 Hepatotoxicity
- 5.4 Hypertension
- 5.5 Heart Failure and Edema
- 5.6 Renal Toxicity and Hyperkalemia
- 5.7 Anaphylactic Reactions
- 5.8 Exacerbation of Asthma Related to Aspirin Sensitivity
- 5.9 Serious Skin Reactions
- 5.10 Drug Reaction with Eosinophilia and Systemic Symptoms (DRESS)
- 5.11 Fetal Toxicity
- 5.12 Hematologic Toxicity
- 5.13 Masking of Inflammation and Fever
- 5.14 Laboratory Monitoring

## **6 ADVERSE REACTIONS**

- 6.1 Clinical Trials Experience
- 6.2 Postmarketing Experience

## **7 DRUG INTERACTIONS**

## **8 USE IN SPECIFIC POPULATIONS**

- 8.1 Pregnancy
- 8.2 Lactation
- 8.3 Females and Males of Reproductive Potential
- 8.4 Pediatric Use
- 8.5 Geriatric Use
- 8.6 Hepatic Impairment
- 8.7 Renal Impairment

## **10 OVERDOSAGE**

## **11 DESCRIPTION**

## **12 CLINICAL PHARMACOLOGY**

- 12.1 Mechanism of Action
- 12.3 Pharmacokinetics

## **13 NONCLINICAL TOXICOLOGY**

- 13.1 Carcinogenesis, Mutagenesis, Impairment of Fertility

## **14 CLINICAL STUDIES**

- 14.1 Osteoarthritis and Rheumatoid Arthritis
- 14.2 Juvenile Rheumatoid Arthritis (JRA) Pauciarticular and Polyarticular Course

## **16 HOW SUPPLIED/STORAGE AND HANDLING**

## 17 PATIENT COUNSELING INFORMATION

\* Sections or subsections omitted from the full prescribing information are not listed.

---

### FULL PRESCRIBING INFORMATION

#### **WARNING: RISK OF SERIOUS CARDIOVASCULAR AND GASTROINTESTINAL EVENTS**

##### **Cardiovascular Thrombotic Events**

- **Nonsteroidal anti-inflammatory drugs (NSAIDs) cause an increased risk of serious cardiovascular thrombotic events, including myocardial infarction and stroke, which can be fatal. This risk may occur early in treatment and may increase with duration of use [see *Warnings and Precautions (5.1)*].**
- **Meloxicam tablets are contraindicated in the setting of coronary artery bypass graft (CABG) surgery [see *Contraindications (4)* and *Warnings and Precautions (5.1)*].**

##### **Gastrointestinal Bleeding, Ulceration, and Perforation**

- **NSAIDs cause an increased risk of serious gastrointestinal (GI) adverse events including bleeding, ulceration, and perforation of the stomach or intestines, which can be fatal. These events can occur at any time during use and without warning symptoms. Elderly patients and patients with a prior history of peptic ulcer disease and/or GI bleeding are at greater risk for serious GI events [see *Warnings and Precautions (5.2)*].**

## 1 INDICATIONS AND USAGE

### 1.1 Osteoarthritis (OA)

Meloxicam tablets are indicated for relief of the signs and symptoms of osteoarthritis [see *Clinical Studies (14.1)*].

### 1.2 Rheumatoid Arthritis (RA)

Meloxicam tablets are indicated for relief of the signs and symptoms of rheumatoid arthritis [see *Clinical Studies (14.1)*].

### 1.3 Juvenile Rheumatoid Arthritis (JRA) Pauciarticular and Polyarticular Course

Meloxicam tablets are indicated for relief of the signs and symptoms of pauciarticular or polyarticular course Juvenile Rheumatoid Arthritis in patients who weigh  $\geq 60$  kg [see *Dosage and Administration (2.4)* and *Clinical Studies (14.2)*].

## **2 DOSAGE AND ADMINISTRATION**

### **2.1 General Dosing Instructions**

Carefully consider the potential benefits and risks of meloxicam and other treatment options before deciding to use meloxicam. Use the lowest effective dosage for the shortest duration consistent with individual patient treatment goals [see *Warnings and Precautions (5)*].

After observing the response to initial therapy with meloxicam, adjust the dose to suit an individual patient's needs.

In adults, the maximum recommended daily oral dose of meloxicam is 15 mg regardless of formulation. In patients with hemodialysis, a maximum daily dosage of 7.5 mg is recommended [see *Use in Specific Populations (8.7)* and *Clinical Pharmacology (12.3)*].

Meloxicam may be taken without regard to timing of meals.

### **2.2 Osteoarthritis**

For the relief of the signs and symptoms of osteoarthritis the recommended starting and maintenance oral dose of meloxicam is 7.5 mg once daily. Some patients may receive additional benefit by increasing the dose to 15 mg once daily.

### **2.3 Rheumatoid Arthritis**

For the relief of the signs and symptoms of rheumatoid arthritis, the recommended starting and maintenance oral dose of meloxicam is 7.5 mg once daily. Some patients may receive additional benefit by increasing the dose to 15 mg once daily.

### **2.4 Juvenile Rheumatoid Arthritis (JRA) Pauciarticular and Polyarticular Course**

For the treatment of juvenile rheumatoid arthritis, the recommended oral dose of meloxicam is 7.5 mg once daily in children who weigh  $\geq 60$  kg. There was no additional benefit demonstrated by increasing the dose above 7.5 mg in clinical trials.

Meloxicam tablets should not be used in children who weigh  $< 60$  kg.

### **2.5 Renal Impairment**

The use of meloxicam in subjects with severe renal impairment is not recommended.

In patients on hemodialysis, the maximum dosage of meloxicam is 7.5 mg per day [see *Clinical Pharmacology (12.3)*].

## **3 DOSAGE FORMS AND STRENGTHS**

Meloxicam Tablets, USP:

- 7.5 mg: light yellow, circular, biconvex uncoated tablets with “7.5” debossed on one side and “G14” on the other side.
- 15 mg: light yellow, oval, biconvex uncoated tablets with “15” debossed on one side and “G14” on the other side.

## 4 CONTRAINDICATIONS

Meloxicam tablets are contraindicated in the following patients:

- Known hypersensitivity (e.g., anaphylactic reactions and serious skin reactions) to meloxicam or any components of the drug product [see *Warnings and Precautions (5.7, 5.9)*]
- History of asthma, urticaria, or other allergic-type reactions after taking aspirin or other NSAIDs. Severe, sometimes fatal, anaphylactic reactions to NSAIDs have been reported in such patients [see *Warnings and Precautions (5.7, 5.8)*]
- In the setting of coronary artery bypass graft (CABG) surgery [see *Warnings and Precautions (5.1)*]

## 5 WARNINGS AND PRECAUTIONS

### 5.1 Cardiovascular Thrombotic Events

Clinical trials of several COX-2 selective and nonselective NSAIDs of up to three years duration have shown an increased risk of serious cardiovascular (CV) thrombotic events, including myocardial infarction (MI) and stroke, which can be fatal. Based on available data, it is unclear that the risk for CV thrombotic events is similar for all NSAIDs. The relative increase in serious CV thrombotic events over baseline conferred by NSAID use appears to be similar in those with and without known CV disease or risk factors for CV disease. However, patients with known CV disease or risk factors had a higher absolute incidence of excess serious CV thrombotic events, due to their increased baseline rate. Some observational studies found that this increased risk of serious CV thrombotic events began as early as the first weeks of treatment. The increase in CV thrombotic risk has been observed most consistently at higher doses.

To minimize the potential risk for an adverse CV event in NSAID-treated patients, use the lowest effective dose for the shortest duration possible. Physicians and patients should remain alert for the development of such events, throughout the entire treatment course, even in the absence of previous CV symptoms. Patients should be informed about the symptoms of serious CV events and the steps to take if they occur.

There is no consistent evidence that concurrent use of aspirin mitigates the increased risk of serious CV thrombotic events associated with NSAID use. The concurrent use of aspirin and an NSAID, such as meloxicam, increases the risk of serious gastrointestinal (GI) events [see *Warnings and Precautions (5.2)*].

#### Status Post Coronary Artery Bypass Graft (CABG) Surgery

Two large, controlled clinical trials of a COX-2 selective NSAID for the treatment of pain in the first 10 to 14 days following CABG surgery found an increased incidence of myocardial infarction and stroke. NSAIDs are contraindicated in the setting of CABG [see *Contraindications (4)*].

#### Post-MI Patients

Observational studies conducted in the Danish National Registry have demonstrated that patients treated with NSAIDs in the post-MI period were at increased risk of reinfarction,

CV-related death, and all-cause mortality beginning in the first week of treatment. In this same cohort, the incidence of death in the first year post-MI was 20 per 100 person years in NSAID-treated patients compared to 12 per 100 person years in non-NSAID exposed patients. Although the absolute rate of death declined somewhat after the first year post-MI, the increased relative risk of death in NSAID users persisted over at least the next four years of follow-up.

Avoid the use of meloxicam in patients with a recent MI unless the benefits are expected to outweigh the risk of recurrent CV thrombotic events. If meloxicam is used in patients with a recent MI, monitor patients for signs of cardiac ischemia.

## **5.2 Gastrointestinal Bleeding, Ulceration, and Perforation**

NSAIDs, including meloxicam, can cause serious gastrointestinal (GI) adverse events including inflammation, bleeding, ulceration, and perforation of the esophagus, stomach, small intestine, or large intestine, which can be fatal. These serious adverse events can occur at any time, with or without warning symptoms, in patients treated with NSAIDs. Only one in five patients who develop a serious upper GI adverse event on NSAID therapy is symptomatic. Upper GI ulcers, gross bleeding, or perforation caused by NSAIDs occurred in approximately 1% of patients treated for 3 to 6 months, and in about 2 to 4% of patients treated for one year. However, even short-term NSAID therapy is not without risk.

### Risk Factors for GI Bleeding, Ulceration, and Perforation

Patients with a prior history of peptic ulcer disease and/or GI bleeding who used NSAIDs had a greater than 10-fold increased risk for developing a GI bleed compared to patients without these risk factors. Other factors that increase the risk of GI bleeding in patients treated with NSAIDs include longer duration of NSAID therapy; concomitant use of oral corticosteroids, aspirin, anticoagulants, or selective serotonin reuptake inhibitors (SSRIs); smoking; use of alcohol; older age; and poor general health status. Most postmarketing reports of fatal GI events occurred in elderly or debilitated patients. Additionally, patients with advanced liver disease and/or coagulopathy are at increased risk for GI bleeding.

### Strategies to Minimize the GI Risks in NSAID-treated patients:

- Use the lowest effective dosage for the shortest possible duration.
- Avoid administration of more than one NSAID at a time.
- Avoid use in patients at higher risk unless benefits are expected to outweigh the increased risk of bleeding. For such patients, as well as those with active GI bleeding, consider alternate therapies other than NSAIDs.
- Remain alert for signs and symptoms of GI ulceration and bleeding during NSAID therapy.
- If a serious GI adverse event is suspected, promptly initiate evaluation and treatment, and discontinue meloxicam until a serious GI adverse event is ruled out.
- In the setting of concomitant use of low-dose aspirin for cardiac prophylaxis, monitor patients more closely for evidence of GI bleeding [*see Drug Interactions (7)*].

## **5.3 Hepatotoxicity**

Elevations of ALT or AST (three or more times the upper limit of normal [ULN]) have

been reported in approximately 1% of NSAID-treated patients in clinical trials. In addition, rare, sometimes fatal, cases of severe hepatic injury, including fulminant hepatitis, liver necrosis, and hepatic failure have been reported.

Elevations of ALT or AST (less than three times ULN) may occur in up to 15% of patients treated with NSAIDs including meloxicam.

Inform patients of the warning signs and symptoms of hepatotoxicity (e.g., nausea, fatigue, lethargy, diarrhea, pruritus, jaundice, right upper quadrant tenderness, and "flu-like" symptoms). If clinical signs and symptoms consistent with liver disease develop, or if systemic manifestations occur (e.g., eosinophilia, rash, etc.), discontinue meloxicam immediately, and perform a clinical evaluation of the patient [*see Use in Specific Populations (8.6) and Clinical Pharmacology (12.3)*].

## **5.4 Hypertension**

NSAIDs, including meloxicam, can lead to new onset or worsening of preexisting hypertension, either of which may contribute to the increased incidence of CV events. Patients taking angiotensin converting enzyme (ACE) inhibitors, thiazide diuretics, or loop diuretics may have impaired response to these therapies when taking NSAIDs [*see Drug Interactions (7)*].

Monitor blood pressure (BP) during the initiation of NSAID treatment and throughout the course of therapy.

## **5.5 Heart Failure and Edema**

The Coxib and traditional NSAID Trialists' Collaboration meta-analysis of randomized controlled trials demonstrated an approximately two-fold increase in hospitalizations for heart failure in COX-2 selective-treated patients and nonselective NSAID-treated patients compared to placebo-treated patients. In a Danish National Registry study of patients with heart failure, NSAID use increased the risk of MI, hospitalization for heart failure, and death.

Additionally, fluid retention and edema have been observed in some patients treated with NSAIDs. Use of meloxicam may blunt the CV effects of several therapeutic agents used to treat these medical conditions (e.g., diuretics, ACE inhibitors, or angiotensin receptor blockers [ARBs]) [*see Drug Interactions (7)*].

Avoid the use of meloxicam in patients with severe heart failure unless the benefits are expected to outweigh the risk of worsening heart failure. If meloxicam is used in patients with severe heart failure, monitor patients for signs of worsening heart failure.

## **5.6 Renal Toxicity and Hyperkalemia**

### Renal Toxicity

Long-term administration of NSAIDs, including meloxicam, has resulted in renal papillary necrosis, renal insufficiency, acute renal failure, and other renal injury.

Renal toxicity has also been seen in patients in whom renal prostaglandins have a compensatory role in the maintenance of renal perfusion. In these patients, administration of an NSAID may cause a dose-dependent reduction in prostaglandin formation and, secondarily, in renal blood flow, which may precipitate overt renal decompensation. Patients at greatest risk of this reaction are those with impaired renal



function, dehydration, hypovolemia, heart failure, liver dysfunction, those taking diuretics and ACE inhibitors or ARBs, and the elderly. Discontinuation of NSAID therapy is usually followed by recovery to the pretreatment state.

The renal effects of meloxicam may hasten the progression of renal dysfunction in patients with preexisting renal disease. Because some meloxicam metabolites are excreted by the kidney, monitor patients for signs of worsening renal function.

Correct volume status in dehydrated or hypovolemic patients prior to initiating meloxicam. Monitor renal function in patients with renal or hepatic impairment, heart failure, dehydration, or hypovolemia during use of meloxicam [see *Drug Interactions (7)*].

No information is available from controlled clinical studies regarding the use of meloxicam in patients with advanced renal disease. Avoid the use of meloxicam in patients with advanced renal disease unless the benefits are expected to outweigh the risk of worsening renal function. If meloxicam is used in patients with advanced renal disease, monitor patients for signs of worsening renal function [see *Clinical Pharmacology (12.3)*].

### Hyperkalemia

Increases in serum potassium concentration, including hyperkalemia, have been reported with use of NSAIDs, even in some patients without renal impairment. In patients with normal renal function, these effects have been attributed to a hyporeninemic-hypoaldosteronism state.

## **5.7 Anaphylactic Reactions**

Meloxicam has been associated with anaphylactic reactions in patients with and without known hypersensitivity to meloxicam and in patients with aspirin-sensitive asthma [see *Contraindications (4) and Warnings and Precautions (5.8)*].

Seek emergency help if an anaphylactic reaction occurs.

## **5.8 Exacerbation of Asthma Related to Aspirin Sensitivity**

A subpopulation of patients with asthma may have aspirin-sensitive asthma which may include chronic rhinosinusitis complicated by nasal polyps; severe, potentially fatal bronchospasm; and/or intolerance to aspirin and other NSAIDs. Because cross-reactivity between aspirin and other NSAIDs has been reported in such aspirin-sensitive patients, meloxicam is contraindicated in patients with this form of aspirin sensitivity [see *Contraindications (4)*]. When meloxicam is used in patients with preexisting asthma (without known aspirin sensitivity), monitor patients for changes in the signs and symptoms of asthma.

## **5.9 Serious Skin Reactions**

NSAIDs, including meloxicam, can cause serious skin adverse reactions such as exfoliative dermatitis, Stevens-Johnson Syndrome (SJS), and toxic epidermal necrolysis (TEN), which can be fatal. These serious events may occur without warning. Inform patients about the signs and symptoms of serious skin reactions, and to discontinue the use of meloxicam at the first appearance of skin rash or any other sign of hypersensitivity. Meloxicam is contraindicated in patients with previous serious skin

reactions to NSAIDs [see *Contraindications (4)*].

### **5.10 Drug Reaction with Eosinophilia and Systemic Symptoms (DRESS)**

Drug Reaction with Eosinophilia and Systemic Symptoms (DRESS) has been reported in patients taking NSAIDs such as meloxicam. Some of these events have been fatal or life-threatening. DRESS typically, although not exclusively, presents with fever, rash, lymphadenopathy, and/or facial swelling. Other clinical manifestations may include hepatitis, nephritis, hematological abnormalities, myocarditis, or myositis. Sometimes symptoms of DRESS may resemble an acute viral infection. Eosinophilia is often present. Because this disorder is variable in its presentation, other organ systems not noted here may be involved. It is important to note that early manifestations of hypersensitivity, such as fever or lymphadenopathy, may be present even though rash is not evident. If such signs or symptoms are present, discontinue meloxicam and evaluate the patient immediately.

### **5.11 Fetal Toxicity**

#### Premature Closure of Fetal Ductus Arteriosus

Avoid use of NSAIDs, including meloxicam, in pregnant women at about 30 weeks gestation and later. NSAIDs, including meloxicam, increase the risk of premature closure of the fetal ductus arteriosus at approximately this gestational age.

#### Oligohydramnios/Neonatal Renal Impairment

Use of NSAIDs, including meloxicam, at about 20 weeks gestation or later in pregnancy may cause fetal renal dysfunction leading to oligohydramnios and, in some cases, neonatal renal impairment. These adverse outcomes are seen, on average, after days to weeks of treatment, although oligohydramnios has been infrequently reported as soon as 48 hours after NSAID initiation. Oligohydramnios is often, but not always, reversible with treatment discontinuation. Complications of prolonged oligohydramnios may, for example, include limb contractures and delayed lung maturation. In some postmarketing cases of impaired neonatal renal function, invasive procedures such as exchange transfusion or dialysis were required.

If NSAID treatment is necessary between about 20 weeks and 30 weeks gestation, limit meloxicam use to the lowest effective dose and shortest duration possible. Consider ultrasound monitoring of amniotic fluid if meloxicam treatment extends beyond 48 hours. Discontinue meloxicam if oligohydramnios occurs and follow up according to clinical practice [see *Use in Specific Populations (8.1)*].

### **5.12 Hematologic Toxicity**

Anemia has occurred in NSAID-treated patients. This may be due to occult or gross blood loss, fluid retention, or an incompletely described effect on erythropoiesis. If a patient treated with meloxicam has any signs or symptoms of anemia, monitor hemoglobin or hematocrit.

NSAIDs, including meloxicam, may increase the risk of bleeding events. Co-morbid conditions such as coagulation disorders or concomitant use of warfarin, other anticoagulants, antiplatelet agents (e.g., aspirin), serotonin reuptake inhibitors (SSRIs) and serotonin norepinephrine reuptake inhibitors (SNRIs) may increase this risk. Monitor these patients for signs of bleeding [see *Drug Interactions (7)*].

### 5.13 Masking of Inflammation and Fever

The pharmacological activity of meloxicam in reducing inflammation, and possibly fever, may diminish the utility of diagnostic signs in detecting infections.

### 5.14 Laboratory Monitoring

Because serious GI bleeding, hepatotoxicity, and renal injury can occur without warning symptoms or signs, consider monitoring patients on long-term NSAID treatment with a CBC and a chemistry profile periodically [see *Warnings and Precautions (5.2, 5.3, 5.6)*].

## 6 ADVERSE REACTIONS

The following adverse reactions are discussed in greater detail in other sections of the labeling:

- Cardiovascular Thrombotic Events [see *Boxed Warning and Warnings and Precautions (5.1)*]
- GI Bleeding, Ulceration, and Perforation [see *Boxed Warning and Warnings and Precautions (5.2)*]
- Hepatotoxicity [see *Warnings and Precautions (5.3)*]
- Hypertension [see *Warnings and Precautions (5.4)*]
- Heart Failure and Edema [see *Warnings and Precautions (5.5)*]
- Renal Toxicity and Hyperkalemia [see *Warnings and Precautions (5.6)*]
- Anaphylactic Reactions [see *Warnings and Precautions (5.7)*]
- Serious Skin Reactions [see *Warnings and Precautions (5.9)*]
- Drug Reaction with Eosinophilia and Systemic Symptoms (DRESS) [see *Warnings and Precautions (5.10)*]
- Fetal Toxicity [see *Warnings and Precautions (5.11)*]
- Hematologic Toxicity [see *Warnings and Precautions (5.12)*]

### 6.1 Clinical Trials Experience

Because clinical trials are conducted under widely varying conditions, adverse reaction rates observed in the clinical trials of a drug cannot be directly compared to rates in the clinical trials of another drug and may not reflect the rates observed in practice.

#### *Adults*

#### Osteoarthritis and Rheumatoid Arthritis

The meloxicam Phase 2/3 clinical trial database includes 10,122 OA patients and 1012 RA patients treated with meloxicam 7.5 mg/day, 3505 OA patients and 1351 RA patients treated with meloxicam 15 mg/day. Meloxicam at these doses was administered to 661 patients for at least 6 months and to 312 patients for at least one year. Approximately 10,500 of these patients were treated in ten placebo- and/or active-controlled osteoarthritis trials and 2363 of these patients were treated in ten placebo- and/or active-controlled rheumatoid arthritis trials. Gastrointestinal (GI) adverse events were the most frequently reported adverse events in all treatment groups across meloxicam trials.

A 12-week multicenter, double-blind, randomized trial was conducted in patients with

osteoarthritis of the knee or hip to compare the efficacy and safety of meloxicam with placebo and with an active control. Two 12-week multicenter, double-blind, randomized trials were conducted in patients with rheumatoid arthritis to compare the efficacy and safety of meloxicam with placebo.

Table 1a depicts adverse events that occurred in  $\geq 2\%$  of the meloxicam treatment groups in a 12-week placebo- and active-controlled osteoarthritis trial.

Table 1b depicts adverse events that occurred in  $\geq 2\%$  of the meloxicam treatment groups in two 12-week placebo-controlled rheumatoid arthritis trials.

**Table 1a Adverse Events (%) Occurring in  $\geq 2\%$  of Meloxicam Patients in a 12-Week Osteoarthritis Placebo- and Active-Controlled Trial**

	<b>Placebo</b>	<b>Meloxicam 7.5 mg daily</b>	<b>Meloxicam 15 mg daily</b>	<b>Diclofenac 100 mg daily</b>
<b>No. of Patients</b>	<b>157</b>	<b>154</b>	<b>156</b>	<b>153</b>
<b>Gastrointestinal</b>	17.2	20.1	17.3	28.1
Abdominal pain	2.5	1.9	2.6	1.3
Diarrhea	3.8	7.8	3.2	9.2
Dyspepsia	4.5	4.5	4.5	6.5
Flatulence	4.5	3.2	3.2	3.9
Nausea	3.2	3.9	3.8	7.2
<b>Body as a Whole</b>				
Accident household	1.9	4.5	3.2	2.6
Edema <sup>1</sup>	2.5	1.9	4.5	3.3
Fall	0.6	2.6	0	1.3
Influenza-like symptoms	5.1	4.5	5.8	2.6
<b>Central and Peripheral Nervous System</b>				
Dizziness	3.2	2.6	3.8	2
Headache	10.2	7.8	8.3	5.9
<b>Respiratory</b>				
Pharyngitis	1.3	0.6	3.2	1.3
Upper respiratory tract infection	1.9	3.2	1.9	3.3
<b>Skin</b>				
Rash <sup>2</sup>	2.5	2.6	0.6	2

1. WHO preferred terms edema, edema dependent, edema peripheral, and edema legs combined

2. WHO preferred terms rash, rash erythematous, and rash maculo-papular combined

**Table 2b Adverse Events (%) Occurring in  $\geq 2\%$  of Meloxicam Patients in two 12-Week Rheumatoid Arthritis Placebo-Controlled Trials**

	<b>Placebo</b>	<b>Meloxicam 7.5 mg daily</b>	<b>Meloxicam 15 mg daily</b>

<b>No. of Patients</b>	<b>469</b>	<b>481</b>	<b>477</b>
<b>Gastrointestinal Disorders</b>	14.1	18.9	16.8
Abdominal pain NOS <sup>2</sup>	0.6	2.9	2.3
Dyspeptic signs and symptoms <sup>1</sup>	3.8	5.8	4
Nausea <sup>2</sup>	2.6	3.3	3.8
<b>General Disorders and Administration Site Conditions</b>			
Influenza-like illness <sup>2</sup>	2.1	2.9	2.3
<b>Infection and Infestations</b>			
Upper respiratory tract infections-pathogen class unspecified <sup>1</sup>	4.1	7	6.5
<b>Musculoskeletal and Connective Tissue Disorders</b>			
Joint related signs and symptoms <sup>1</sup>	1.9	1.5	2.3
<b>Nervous System Disorders</b>			
Headaches NOS <sup>2</sup>	6.4	6.4	5.5
<b>Skin and Subcutaneous Tissue Disorders</b>			
Rash NOS <sup>2</sup>	1.7	1	2.1

<sup>1</sup>-MedDRA high level term (preferred terms): dyspeptic signs and symptoms (dyspepsia, dyspepsia aggravated, eructation, gastrointestinal irritation), upper respiratory tract infections-pathogen unspecified (laryngitis NOS, pharyngitis NOS, sinusitis NOS), joint related signs and symptoms (arthralgia, arthralgia aggravated, joint crepitation, joint effusion, joint swelling)

<sup>2</sup>-MedDRA preferred term: nausea, abdominal pain NOS, influenza-like illness, headaches NOS, and rash NOS

The adverse events that occurred with meloxicam in  $\geq 2\%$  of patients treated short-term (4 to 6 weeks) and long-term (6 months) in active-controlled osteoarthritis trials are presented in Table 2.

**Table 3 Adverse Events (%) Occurring in  $\geq 2\%$  of Meloxicam Patients in 4 to 6 Weeks and 6 Month Active-Controlled Osteoarthritis Trials**

	<b>4 to 6 Weeks Controlled Trials</b>		<b>6 Month Controlled Trials</b>	
	<b>Meloxicam 7.5 mg daily</b>	<b>Meloxicam 15 mg daily</b>	<b>Meloxicam 7.5 mg daily</b>	<b>Meloxicam 15 mg daily</b>
<b>No. of Patients</b>	<b>8955</b>	<b>256</b>	<b>169</b>	<b>306</b>
<b>Gastrointestinal</b>	11.8	18	26.6	24.2
Abdominal pain	2.7	2.3	4.7	2.9
Constipation	0.8	1.2	1.8	2.6
Diarrhea	1.9	2.7	5.9	2.6
	3.8	7.4	8.9	9.5

Dyspepsia				
Flatulence	0.5	0.4	3	2.6
Nausea	2.4	4.7	4.7	7.2
Vomiting	0.6	0.8	1.8	2.6
<b>Body as a Whole</b>				
Accident household	0	0	0.6	2.9
Edema <sup>1</sup>	0.6	2	2.4	1.6
Pain	0.9	2	3.6	5.2
<b>Central and Peripheral Nervous System</b>				
Dizziness	1.1	1.6	2.4	2.6
Headache	2.4	2.7	3.6	2.6
<b>Hematologic</b>				
Anemia	0.1	0	4.1	2.9
<b>Musculoskeletal</b>				
Arthralgia	0.5	0	5.3	1.3
Back pain	0.5	0.4	3	0.7
<b>Psychiatric</b>				
Insomnia	0.4	0	3.6	1.6
<b>Respiratory</b>				
Coughing	0.2	0.8	2.4	1
Upper respiratory tract infection	0.2	0	8.3	7.5

<b>Skin</b>				
Pruritus	0.4	1.2	2.4	0
Rash <sup>2</sup>	0.3	1.2	3	1.3
<b>Urinary</b>				
Micturition frequency	0.1	0.4	2.4	1.3
Urinary tract infection	0.3	0.4	4.7	6.9

1. WHO preferred terms edema, edema dependent, edema peripheral, and edema legs combined

2. WHO preferred terms rash, rash erythematous, and rash maculo-papular combined

Higher doses of meloxicam (22.5 mg and greater) have been associated with an increased risk of serious GI events; therefore, the daily dose of meloxicam should not exceed 15 mg.

### *Pediatrics*

#### Pauciarticular and Polyarticular Course Juvenile Rheumatoid Arthritis (JRA)

Three hundred and eighty-seven patients with pauciarticular and polyarticular course JRA were exposed to meloxicam with doses ranging from 0.125 to 0.375 mg/kg per day in three clinical trials. These studies consisted of two 12-week multicenter, double-blind, randomized trials (one with a 12-week open-label extension and one with a 40-week extension) and one 1-year open-label PK study. The adverse events observed in these pediatric studies with meloxicam were similar in nature to the adult clinical trial experience, although there were differences in frequency. In particular, the following most common adverse events, abdominal pain, vomiting, diarrhea, headache, and pyrexia, were more common in the pediatric than in the adult trials. Rash was reported in seven (<2%) patients receiving meloxicam. No unexpected adverse events were identified during the course of the trials. The adverse events did not demonstrate an age or gender-specific subgroup effect.

The following is a list of adverse drug reactions occurring in <2% of patients receiving meloxicam in clinical trials involving approximately 16,200 patients.

<b>Body as a Whole</b>	allergic reaction, face edema, fatigue, fever, hot flushes, malaise, syncope, weight decrease, weight increase
<b>Cardiovascular</b>	angina pectoris, cardiac failure, hypertension, hypotension, myocardial infarction, vasculitis
<b>Central and Peripheral Nervous System</b>	convulsions, paresthesia, tremor, vertigo

<b>Gastrointestinal</b>	colitis, dry mouth, duodenal ulcer, eructation, esophagitis, gastric ulcer, gastritis, gastroesophageal reflux, gastrointestinal hemorrhage, hematemesis, hemorrhagic duodenal ulcer, hemorrhagic gastric ulcer, intestinal perforation, melena, pancreatitis, perforated duodenal ulcer, perforated gastric ulcer, stomatitis ulcerative
<b>Heart Rate and Rhythm</b>	arrhythmia, palpitation, tachycardia
<b>Hematologic</b>	leukopenia, purpura, thrombocytopenia
<b>Liver and Biliary System</b>	ALT increased, AST increased, bilirubinemia, GGT increased, hepatitis
<b>Metabolic and Nutritional</b>	dehydration
<b>Psychiatric</b>	abnormal dreaming, anxiety, appetite increased, confusion, depression, nervousness, somnolence
<b>Respiratory</b>	asthma, bronchospasm, dyspnea
<b>Skin and Appendages</b>	alopecia, angioedema, bullous eruption, photosensitivity reaction, pruritus, sweating increased, urticaria
<b>Special Senses</b>	abnormal vision, conjunctivitis, taste perversion, tinnitus
<b>Urinary System</b>	albuminuria, BUN increased, creatinine increased, hematuria, renal failure

## 6.2 Postmarketing Experience

The following adverse reactions have been identified during post approval use of meloxicam. Because these reactions are reported voluntarily from a population of uncertain size, it is not always possible to reliably estimate their frequency or establish a causal relationship to drug exposure. Decisions about whether to include an adverse event from spontaneous reports in labeling are typically based on one or more of the following factors: (1) seriousness of the event, (2) number of reports, or (3) strength of causal relationship to the drug. Adverse reactions reported in worldwide postmarketing experience or the literature include: acute urinary retention; agranulocytosis; alterations in mood (such as mood elevation); anaphylactoid reactions including shock; erythema multiforme; exfoliative dermatitis; interstitial nephritis; jaundice; liver failure; Stevens-Johnson syndrome; toxic epidermal necrolysis, and infertility female.

## 7 DRUG INTERACTIONS

See Table 3 for clinically significant drug interactions with meloxicam. See also *Warnings and Precautions (5.2, 5.6, 5.12) and Clinical Pharmacology (12.3)*.

**Table 4 Clinically Significant Drug Interactions with Meloxicam**

<b>Drugs that Interfere with Hemostasis</b>	
<i>Clinical Impact:</i>	<ul style="list-style-type: none"> <li>Meloxicam and anticoagulants such as warfarin have a synergistic effect on bleeding. The concomitant use of meloxicam and anticoagulants have an increased risk of serious bleeding compared to the use of either drug alone.</li> </ul>



	<ul style="list-style-type: none"> <li>• Serotonin release by platelets plays an important role in hemostasis. Case-control and cohort epidemiological studies showed that concomitant use of drugs that interfere with serotonin reuptake and an NSAID may potentiate the risk of bleeding more than an NSAID alone.</li> </ul>
<i>Intervention:</i>	Monitor patients with concomitant use of meloxicam with anticoagulants (e.g., warfarin), antiplatelet agents (e.g., aspirin), selective serotonin reuptake inhibitors (SSRIs), and serotonin norepinephrine reuptake inhibitors (SNRIs) for signs of bleeding [see <i>Warnings and Precautions (5.12)</i> ].
<b>Aspirin</b>	
<i>Clinical Impact:</i>	Controlled clinical studies showed that the concomitant use of NSAIDs and analgesic doses of aspirin does not produce any greater therapeutic effect than the use of NSAIDs alone. In a clinical study, the concomitant use of an NSAID and aspirin was associated with a significantly increased incidence of GI adverse reactions as compared to use of the NSAID alone [see <i>Warnings and Precautions (5.2)</i> ].
<i>Intervention:</i>	Concomitant use of meloxicam and low dose aspirin or analgesic doses of aspirin is not generally recommended because of the increased risk of bleeding [see <i>Warnings and Precautions (5.12)</i> ]. Meloxicam is not a substitute for low dose aspirin for cardiovascular protection.
<b>ACE Inhibitors, Angiotensin Receptor Blockers, or Beta-Blockers</b>	
<i>Clinical Impact:</i>	<ul style="list-style-type: none"> <li>• NSAIDs may diminish the antihypertensive effect of angiotensin converting enzyme (ACE) inhibitors, angiotensin receptor blockers (ARBs), or beta-blockers (including propranolol).</li> <li>• In patients who are elderly, volume-depleted (including those on diuretic therapy), or have renal impairment, co-administration of an NSAID with ACE inhibitors or ARBs may result in deterioration of renal function, including possible acute renal failure. These effects are usually reversible.</li> </ul>
<i>Intervention:</i>	<ul style="list-style-type: none"> <li>• During concomitant use of meloxicam and ACE inhibitors, ARBs, or beta-blockers, monitor blood pressure to ensure that the desired blood pressure is obtained.</li> <li>• During concomitant use of meloxicam and ACE inhibitors or ARBs in patients who are elderly, volume-depleted, or have impaired renal function, monitor for signs of worsening renal function [see <i>Warnings and Precautions (5.6)</i>].</li> <li>• When these drugs are administered concomitantly, patients should be adequately hydrated. Assess renal function at the beginning of the concomitant treatment and periodically thereafter.</li> </ul>
<b>Diuretics</b>	

<i>Clinical Impact:</i>	Clinical studies, as well as post-marketing observations, showed that NSAIDs reduced the natriuretic effect of loop diuretics (e.g., furosemide) and thiazide diuretics in some patients. This effect has been attributed to the NSAID inhibition of renal prostaglandin synthesis. However, studies with furosemide agents and meloxicam have not demonstrated a reduction in natriuretic effect. Furosemide single and multiple dose pharmacodynamics and pharmacokinetics are not affected by multiple doses of meloxicam.
<i>Intervention:</i>	During concomitant use of meloxicam with diuretics, observe patients for signs of worsening renal function, in addition to assuring diuretic efficacy including antihypertensive effects [see <i>Warnings and Precautions (5.6)</i> ].
<b>Lithium</b>	
<i>Clinical Impact:</i>	NSAIDs have produced elevations in plasma lithium levels and reductions in renal lithium clearance. The mean minimum lithium concentration increased 15%, and the renal clearance decreased by approximately 20%. This effect has been attributed to NSAID inhibition of renal prostaglandin synthesis [see <i>Clinical Pharmacology (12.3)</i> ].
<i>Intervention:</i>	During concomitant use of meloxicam and lithium, monitor patients for signs of lithium toxicity.
<b>Methotrexate</b>	
<i>Clinical Impact:</i>	Concomitant use of NSAIDs and methotrexate may increase the risk for methotrexate toxicity (e.g., neutropenia, thrombocytopenia, renal dysfunction).
<i>Intervention:</i>	During concomitant use of meloxicam and methotrexate, monitor patients for methotrexate toxicity.
<b>Cyclosporine</b>	
<i>Clinical Impact:</i>	Concomitant use of meloxicam and cyclosporine may increase cyclosporine's nephrotoxicity.
<i>Intervention:</i>	During concomitant use of meloxicam and cyclosporine, monitor patients for signs of worsening renal function.
<b>NSAIDs and Salicylates</b>	
<i>Clinical Impact:</i>	Concomitant use of meloxicam with other NSAIDs or salicylates (e.g., diflunisal, salsalate) increases the risk of GI toxicity, with little or no increase in efficacy [see <i>Warnings and Precautions (5.2)</i> ].
<i>Intervention:</i>	The concomitant use of meloxicam with other NSAIDs or salicylates is not recommended.
<b>Pemetrexed</b>	
<i>Clinical Impact:</i>	Concomitant use of meloxicam and pemetrexed may increase the risk of pemetrexed-associated myelosuppression, renal, and GI toxicity (see the pemetrexed prescribing information).
<i>Intervention:</i>	During concomitant use of meloxicam and pemetrexed, in patients with renal impairment whose creatinine clearance ranges from 45 to 79 mL/min, monitor for myelosuppression, renal and GI toxicity. Patients taking meloxicam should interrupt dosing for at least five days before, the day of, and two days following pemetrexed administration.

In patients with creatinine clearance below 45 mL/min, the concomitant administration of meloxicam with pemetrexed is not recommended.

## 8 USE IN SPECIFIC POPULATIONS

### 8.1 Pregnancy

#### Risk Summary

Use of NSAIDs, including meloxicam, can cause premature closure of the fetal ductus arteriosus and fetal renal dysfunction leading to oligohydramnios and, in some cases, neonatal renal impairment. Because of these risks, limit dose and duration of meloxicam use between about 20 and 30 weeks of gestation, and avoid meloxicam use at about 30 weeks of gestation and later in pregnancy (*see Clinical Considerations, Data*).

#### *Premature Closure of Fetal Ductus Arteriosus*

Use of NSAIDs, including meloxicam, at about 30 weeks gestation or later in pregnancy increases the risk of premature closure of the fetal ductus arteriosus.

#### *Oligohydramnios/Neonatal Renal Impairment*

Use of NSAIDs at about 20 weeks gestation or later in pregnancy has been associated with cases of fetal renal dysfunction leading to oligohydramnios, and in some cases, neonatal renal impairment.

Data from observational studies regarding potential embryofetal risks of NSAID use in women in the first or second trimesters of pregnancy are inconclusive.

In animal reproduction studies, embryofetal death was observed in rats and rabbits treated during the period of organogenesis with meloxicam at oral doses equivalent to 0.65- and 6.5-times the maximum recommended human dose (MRHD) of meloxicam. Increased incidence of septal heart defects were observed in rabbits treated throughout embryogenesis with meloxicam at an oral dose equivalent to 78-times the MRHD. In pre- and post-natal reproduction studies, there was an increased incidence of dystocia, delayed parturition, and decreased offspring survival at 0.08-times MRHD of meloxicam. No teratogenic effects were observed in rats and rabbits treated with meloxicam during organogenesis at an oral dose equivalent to 2.6 and 26-times the MRHD [*see Data*].

Based on animal data, prostaglandins have been shown to have an important role in endometrial vascular permeability, blastocyst implantation, and decidualization. In animal studies, administration of prostaglandin synthesis inhibitors such as meloxicam, resulted in increased pre- and post-implantation loss. Prostaglandins also have been shown to have an important role in fetal kidney development. In published animal studies, prostaglandin synthesis inhibitors have been reported to impair kidney development when administered at clinically relevant doses.

The estimated background risk of major birth defects and miscarriage for the indicated population(s) is unknown. All pregnancies have a background risk of birth defect, loss, or other adverse outcomes. In the U.S. general population, the estimated background risk of major birth defects and miscarriage in clinically recognized pregnancies is 2% to 4% and 15% to 20%, respectively.

## Clinical Considerations

### *Fetal/Neonatal Adverse Reactions*

#### Premature Closure of Fetal Ductus Arteriosus:

Avoid use of NSAIDs in women at about 30 weeks gestation and later in pregnancy, because NSAIDs, including meloxicam, can cause premature closure of the fetal ductus arteriosus (*see Data*).

#### Oligohydramnios/Neonatal Renal Impairment:

If an NSAID is necessary at about 20 weeks gestation or later in pregnancy, limit the use to the lowest effective dose and shortest duration possible. If meloxicam treatment extends beyond 48 hours, consider monitoring with ultrasound for oligohydramnios. If oligohydramnios occurs, discontinue meloxicam and follow up according to clinical practice (*see Data*).

### *Labor or Delivery*

There are no studies on the effects of meloxicam during labor or delivery. In animal studies, NSAIDs, including meloxicam, inhibit prostaglandin synthesis, cause delayed parturition, and increase the incidence of stillbirth.

## Data

### *Human Data*

#### Premature Closure of Fetal Ductus Arteriosus:

Published literature reports that the use of NSAIDs at about 30 weeks of gestation and later in pregnancy may cause premature closure of the fetal ductus arteriosus.

#### Oligohydramnios/Neonatal Renal Impairment:

Published studies and postmarketing reports describe maternal NSAID use at about 20 weeks gestation or later in pregnancy associated with fetal renal dysfunction leading to oligohydramnios, and in some cases, neonatal renal impairment. These adverse outcomes are seen, on average, after days to weeks of treatment, although oligohydramnios has been infrequently reported as soon as 48 hours after NSAID initiation. In many cases, but not all, the decrease in amniotic fluid was transient and reversible with cessation of the drug. There have been a limited number of case reports of maternal NSAID use and neonatal renal dysfunction without oligohydramnios, some of which were irreversible. Some cases of neonatal renal dysfunction required treatment with invasive procedures, such as exchange transfusion or dialysis.

Methodological limitations of these postmarketing studies and reports include lack of a control group; limited information regarding dose, duration, and timing of drug exposure; and concomitant use of other medications. These limitations preclude establishing a reliable estimate of the risk of adverse fetal and neonatal outcomes with maternal NSAID use. Because the published safety data on neonatal outcomes involved mostly preterm infants, the generalizability of certain reported risks to the full-term infant exposed to NSAIDs through maternal use is uncertain.

### *Animal Data*

Meloxicam was not teratogenic when administered to pregnant rats during fetal organogenesis at oral doses up to 4 mg/kg/day (2.6-fold greater than the MRHD of 15

mg of meloxicam based on BSA comparison). Administration of meloxicam to pregnant rabbits throughout embryogenesis produced an increased incidence of septal defects of the heart at an oral dose of 60 mg/kg/day (78-fold greater than the MRHD based on BSA comparison). The no effect level was 20 mg/kg/day (26-fold greater than the MRHD based on BSA conversion). In rats and rabbits, embryoletality occurred at oral meloxicam doses of 1 mg/kg/day and 5 mg/kg/day, respectively (0.65-and 6.5-fold greater, respectively, than the MRHD based on BSA comparison) when administered throughout organogenesis.

Oral administration of meloxicam to pregnant rats during late gestation through lactation increased the incidence of dystocia, delayed parturition, and decreased offspring survival at meloxicam doses of 0.125 mg/kg/day or greater (0.08-times MRHD based on BSA comparison).

## **8.2 Lactation**

### Risk Summary

There are no human data available on whether meloxicam is present in human milk, or on the effects on breastfed infants, or on milk production. The developmental and health benefits of breastfeeding should be considered along with the mother's clinical need for meloxicam and any potential adverse effects on the breastfed infant from the meloxicam or from the underlying maternal condition.

### Data

#### *Animal Data*

Meloxicam was present in the milk of lactating rats at concentrations higher than those in plasma.

## **8.3 Females and Males of Reproductive Potential**

### Infertility

#### *Females*

Based on the mechanism of action, the use of prostaglandin-mediated NSAIDs, including meloxicam, may delay or prevent rupture of ovarian follicles, which has been associated with reversible infertility in some women. Published animal studies have shown that administration of prostaglandin synthesis inhibitors has the potential to disrupt prostaglandin-mediated follicular rupture required for ovulation. Small studies in women treated with NSAIDs have also shown a reversible delay in ovulation. Consider withdrawal of NSAIDs, including meloxicam, in women who have difficulties conceiving or who are undergoing investigation of infertility.

## **8.4 Pediatric Use**

The safety and effectiveness of meloxicam in pediatric JRA patients from 2 to 17 years of age has been evaluated in three clinical trials [see *Dosage and Administration (2.3)*, *Adverse Reactions (6.1)* and *Clinical Studies (14.2)*].

## **8.5 Geriatric Use**

Elderly patients, compared to younger patients, are at greater risk for NSAID-associated

serious cardiovascular, gastrointestinal, and/or renal adverse reactions. If the anticipated benefit for the elderly patient outweighs these potential risks, start dosing at the low end of the dosing range, and monitor patients for adverse effects [see *Warnings and Precautions* (5.1, 5.2, 5.3, 5.6, 5.14)].

## **8.6 Hepatic Impairment**

No dose adjustment is necessary in patients with mild to moderate hepatic impairment. Patients with severe hepatic impairment have not been adequately studied. Since meloxicam is significantly metabolized in the liver and hepatotoxicity may occur, use meloxicam with caution in patients with hepatic impairment [see *Warnings and Precautions* (5.3) and *Clinical Pharmacology* (12.3)].

## **8.7 Renal Impairment**

No dose adjustment is necessary in patients with mild to moderate renal impairment. Patients with severe renal impairment have not been studied. The use of meloxicam in subjects with severe renal impairment is not recommended. In patients on hemodialysis, meloxicam should not exceed 7.5 mg per day. Meloxicam is not dialyzable [see *Dosage and Administration* (2.1) and *Clinical Pharmacology* (12.3)].

## **10 OVERDOSAGE**

Symptoms following acute NSAID overdosages have been typically limited to lethargy, drowsiness, nausea, vomiting, and epigastric pain, which have been generally reversible with supportive care. Gastrointestinal bleeding has occurred. Hypertension, acute renal failure, respiratory depression, and coma have occurred, but were rare [see *Warnings and Precautions* (5.1, 5.2, 5.4, 5.6)].

Manage patients with symptomatic and supportive care following an NSAID overdose. There are no specific antidotes. Consider emesis and/or activated charcoal (60 to 100 grams in adults, 1 to 2 grams per kg of body weight in pediatric patients) and/or osmotic cathartic in symptomatic patients seen within four hours of ingestion or in patients with a large overdose (5 to 10 times the recommended dosage). Forced diuresis, alkalization of urine, hemodialysis, or hemoperfusion may not be useful due to high protein binding.

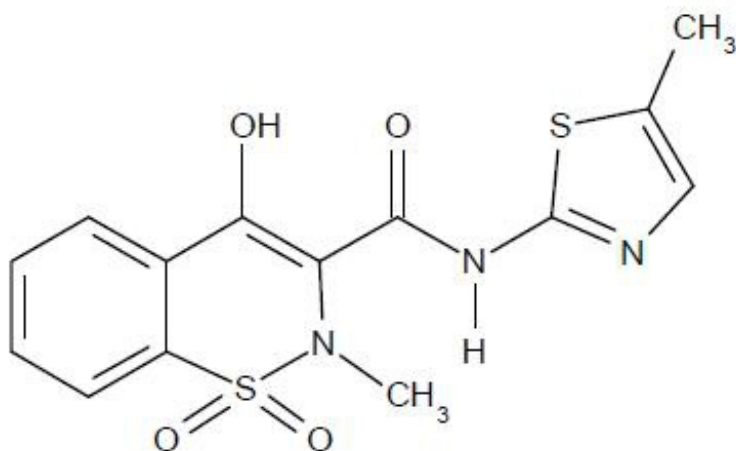
There is limited experience with meloxicam overdose. Cholestyramine is known to accelerate the clearance of meloxicam. Accelerated removal of meloxicam by 4 g oral doses of cholestyramine given three times a day was demonstrated in a clinical trial. Administration of cholestyramine may be useful following an overdose.

For additional information about overdose treatment, call a poison control center (1-800-222-1222).

## **11 DESCRIPTION**

Meloxicam, USP is a nonsteroidal anti-inflammatory drug (NSAID). Each light yellow Meloxicam Tablet, USP contains 7.5 mg or 15 mg meloxicam, USP for oral administration. Meloxicam, USP is chemically designated as 4-hydroxy-2-methyl-N-(5-methyl-2-thiazolyl)-2H-1,2-benzothiazine-3-carboxamide-1,1-dioxide. The molecular

weight is 351.4. Its empirical formula is  $C_{14}H_{13}N_3O_4S_2$  and it has the following structural formula:



Meloxicam, USP is a pale yellow powder, practically insoluble in water, with higher solubility observed in strong acids and bases. It is very slightly soluble in methanol. Meloxicam, USP has an apparent partition coefficient  $(\log P)_{app} = 0.1$  in n-octanol/buffer pH 7.4. Meloxicam, USP has pKa values of 1.1 and 4.2.

Meloxicam, USP is available as a tablet for oral administration containing 7.5 mg or 15 mg meloxicam, USP.

The inactive ingredients in Meloxicam Tablets, USP include colloidal silicon dioxide, crospovidone, lactose monohydrate, magnesium stearate, microcrystalline cellulose, povidone and sodium citrate dihydrate.

## 12 CLINICAL PHARMACOLOGY

### 12.1 Mechanism of Action

Meloxicam has analgesic, anti-inflammatory, and antipyretic properties.

The mechanism of action of meloxicam, like that of other NSAIDs, is not completely understood but involves inhibition of cyclooxygenase (COX-1 and COX-2).

Meloxicam is a potent inhibitor of prostaglandin synthesis *in vitro*. Meloxicam concentrations reached during therapy have produced *in vivo* effects. Prostaglandins sensitize afferent nerves and potentiate the action of bradykinin in inducing pain in animal models. Prostaglandins are mediators of inflammation. Because meloxicam is an inhibitor of prostaglandin synthesis, its mode of action may be due to a decrease of prostaglandins in peripheral tissues.

### 12.3 Pharmacokinetics

#### Absorption

The absolute bioavailability of meloxicam capsules was 89% following a single oral dose of 30 mg compared with 30 mg IV bolus injection. Following single intravenous doses,

dose-proportional pharmacokinetics were shown in the range of 5 mg to 60 mg. After multiple oral doses the pharmacokinetics of meloxicam capsules were dose-proportional over the range of 7.5 mg to 15 mg. Mean  $C_{max}$  was achieved within four to five hours after a 7.5 mg meloxicam tablet was taken under fasted conditions, indicating a prolonged drug absorption. With multiple dosing, steady-state concentrations were reached by Day 5. A second meloxicam concentration peak occurs around 12 to 14 hours post-dose suggesting biliary recycling.

**Table 5 Single Dose and Steady-State Pharmacokinetic Parameters for Oral 7.5 mg and 15 mg Meloxicam (Mean and % CV)<sup>1</sup>**

Pharmacokinetic Parameters (% CV)	Steady State			Single Dose	
	Healthy male adults (Fed) <sup>2</sup>	Elderly males (Fed) <sup>2</sup>	Elderly females (Fed) <sup>2</sup>	Renal failure (Fasted)	Hepatic insufficiency (Fasted)
	7.5 mg <sup>3</sup> tablets	15 mg capsules	15 mg capsules	15 mg capsules	15 mg capsules
<b>N</b>	<b>18</b>	<b>5</b>	<b>8</b>	<b>12</b>	<b>12</b>
$C_{max}$ [ $\mu\text{g/mL}$ ]	1.05 (20)	2.3 (59)	3.2 (24)	0.59 (36)	0.84 (29)
$t_{max}$ [h]	4.9 (8)	5 (12)	6 (27)	4 (65)	10 (87)
$t_{1/2}$ [h]	20.1 (29)	21 (34)	24 (34)	18 (46)	16 (29)
CL/f [mL/min]	8.8 (29)	9.9 (76)	5.1 (22)	19 (43)	11 (44)
$V_z/f^4$ [L]	14.7 (32)	15 (42)	10 (30)	26 (44)	14 (29)

1. The parameter values in the table are from various studies

2. not under high fat conditions

3. meloxicam tablets

4.  $V_z/f = \text{Dose}/(\text{AUC} \cdot K_{el})$

#### *Food and Antacid Effects*

Administration of meloxicam capsules following a high fat breakfast (75 g of fat) resulted in mean peak drug levels (i.e.,  $C_{max}$ ) being increased by approximately 22% while the extent of absorption (AUC) was unchanged. The time to maximum concentration ( $T_{max}$ ) was achieved between 5 and 6 hours. No pharmacokinetic interaction was detected with concomitant administration of antacids. Based on these results, meloxicam can be administered without regard to timing of meals or concomitant administration of antacids.

#### Distribution

The mean volume of distribution ( $V_{ss}$ ) of meloxicam is approximately 10 L. Meloxicam is ~99.4% bound to human plasma proteins (primarily albumin) within the therapeutic dose range. The fraction of protein binding is independent of drug concentration, over the clinically relevant concentration range, but decreases to ~99% in patients with renal disease. Meloxicam penetration into human red blood cells, after oral dosing, is less than 10%. Following a radiolabeled dose, over 90% of the radioactivity detected in the plasma was present as unchanged meloxicam.



Meloxicam concentrations in synovial fluid, after a single oral dose, range from 40% to 50% of those in plasma. The free fraction in synovial fluid is 2.5 times higher than in plasma, due to the lower albumin content in synovial fluid as compared to plasma. The significance of this penetration is unknown.

## Elimination

### *Metabolism*

Meloxicam is extensively metabolized in the liver. Meloxicam metabolites include 5'-carboxy meloxicam (60% of dose), from P-450 mediated metabolism formed by oxidation of an intermediate metabolite 5'-hydroxymethyl meloxicam which is also excreted to a lesser extent (9% of dose). *In vitro* studies indicate that CYP2C9 (cytochrome P450 metabolizing enzyme) plays an important role in this metabolic pathway with a minor contribution of the CYP3A4 isozyme. Patients' peroxidase activity is probably responsible for the other two metabolites which account for 16% and 4% of the administered dose, respectively. All the four metabolites are not known to have any *in vivo* pharmacological activity.

### *Excretion*

Meloxicam excretion is predominantly in the form of metabolites, and occurs to equal extents in the urine and feces. Only traces of the unchanged parent compound are excreted in the urine (0.2%) and feces (1.6%). The extent of the urinary excretion was confirmed for unlabeled multiple 7.5 mg doses: 0.5%, 6%, and 13% of the dose were found in urine in the form of meloxicam, and the 5'-hydroxymethyl and 5'-carboxy metabolites, respectively. There is significant biliary and/or enteral secretion of the drug. This was demonstrated when oral administration of cholestyramine following a single IV dose of meloxicam decreased the AUC of meloxicam by 50%.

The mean elimination half-life ( $t_{1/2}$ ) ranges from 15 hours to 20 hours. The elimination half-life is constant across dose levels indicating linear metabolism within the therapeutic dose range. Plasma clearance ranges from 7 to 9 mL/min.

## Specific Populations

### *Pediatric*

After single (0.25 mg/kg) dose administration and after achieving steady state (0.375 mg/kg/day), there was a general trend of approximately 30% lower exposure in younger patients (2 to 6 years old) as compared to the older patients (7 to 16 years old). The older patients had meloxicam exposures similar (single dose) or slightly reduced (steady state) to those in the adult patients, when using AUC values normalized to a dose of 0.25 mg/kg [see *Dosage and Administration* (2.4)]. The meloxicam mean (SD) elimination half-life was 15.2 (10.1) and 13 hours (3) for the 2 to 6 year old patients, and 7 to 16 year old patients, respectively.

In a covariate analysis, utilizing population pharmacokinetics body-weight, but not age, was the single predictive covariate for differences in the meloxicam apparent oral plasma clearance. The body-weight normalized apparent oral clearance values were adequate predictors of meloxicam exposure in pediatric patients.

The pharmacokinetics of meloxicam in pediatric patients under 2 years of age have not been investigated.

### *Geriatric*

Elderly males ( $\geq 65$  years of age) exhibited meloxicam plasma concentrations and steady-state pharmacokinetics similar to young males. Elderly females ( $\geq 65$  years of age) had a 47% higher  $AUC_{SS}$  and 32% higher  $C_{max,SS}$  as compared to younger females ( $\leq 55$  years of age) after body weight normalization. Despite the increased total concentrations in the elderly females, the adverse event profile was comparable for both elderly patient populations. A smaller free fraction was found in elderly female patients in comparison to elderly male patients.

### Sex

Young females exhibited slightly lower plasma concentrations relative to young males. After single doses of 7.5 mg meloxicam, the mean elimination half-life was 19.5 hours for the female group as compared to 23.4 hours for the male group. At steady state, the data were similar (17.9 hours vs 21.4 hours). This pharmacokinetic difference due to gender is likely to be of little clinical importance. There was linearity of pharmacokinetics and no appreciable difference in the  $C_{max}$  or  $T_{max}$  across genders.

### Hepatic Impairment

Following a single 15 mg dose of meloxicam there was no marked difference in plasma concentrations in patients with mild (Child-Pugh Class I) or moderate (Child-Pugh Class II) hepatic impairment compared to healthy volunteers. Protein binding of meloxicam was not affected by hepatic impairment. No dosage adjustment is necessary in patients with mild to moderate hepatic impairment. Patients with severe hepatic impairment (Child-Pugh Class III) have not been adequately studied [see *Warnings and Precautions (5.3) and Use in Specific Populations (8.6)*].

### Renal Impairment

Meloxicam pharmacokinetics have been investigated in subjects with mild and moderate renal impairment. Total drug plasma concentrations of meloxicam decreased and total clearance of meloxicam increased with the degree of renal impairment while free AUC values were similar in all groups. The higher meloxicam clearance in subjects with renal impairment may be due to increased fraction of unbound meloxicam which is available for hepatic metabolism and subsequent excretion. No dosage adjustment is necessary in patients with mild to moderate renal impairment. Patients with severe renal impairment have not been adequately studied. The use of meloxicam in subjects with severe renal impairment is not recommended [see *Dosage and Administration (2.5), Warnings and Precautions (5.6) and Use in Specific Populations (8.7)*].

### Hemodialysis

Following a single dose of meloxicam, the free  $C_{max}$  plasma concentrations were higher in patients with renal failure on chronic hemodialysis (1% free fraction) in comparison to healthy volunteers (0.3% free fraction). Hemodialysis did not lower the total drug concentration in plasma; therefore, additional doses are not necessary after hemodialysis. Meloxicam is not dialyzable [see *Dosage and Administration (2.1) and Use in Specific Populations (8.7)*].

### Drug Interaction Studies

*Aspirin:* When NSAIDs were administered with aspirin, the protein binding of NSAIDs were reduced, although the clearance of free NSAID was not altered. When meloxicam is administered with aspirin (1000 mg three times daily) to healthy volunteers, it tended

to increase the AUC (10%) and  $C_{max}$  (24%) of meloxicam. The clinical significance of this interaction is not known. See Table 3 for clinically significant drug interactions of NSAIDs with aspirin [see *Drug Interactions (7)*].

*Cholestyramine:* Pretreatment for four days with cholestyramine significantly increased the clearance of meloxicam by 50%. This resulted in a decrease in  $t_{1/2}$ , from 19.2 hours to 12.5 hours, and a 35% reduction in AUC. This suggests the existence of a recirculation pathway for meloxicam in the gastrointestinal tract. The clinical relevance of this interaction has not been established.

*Cimetidine:* Concomitant administration of 200 mg cimetidine four times daily did not alter the single-dose pharmacokinetics of 30 mg meloxicam.

*Digoxin:* Meloxicam 15 mg once daily for 7 days did not alter the plasma concentration profile of digoxin after  $\beta$ -acetyldigoxin administration for 7 days at clinical doses. *In vitro* testing found no protein binding drug interaction between digoxin and meloxicam.

*Lithium:* In a study conducted in healthy subjects, mean pre-dose lithium concentration and AUC were increased by 21% in subjects receiving lithium doses ranging from 804 to 1072 mg twice daily with meloxicam 15 mg QD every day as compared to subjects receiving lithium alone [see *Drug Interactions (7)*].

*Methotrexate:* A study in 13 rheumatoid arthritis (RA) patients evaluated the effects of multiple doses of meloxicam on the pharmacokinetics of methotrexate taken once weekly. Meloxicam did not have a significant effect on the pharmacokinetics of single doses of methotrexate. *In vitro*, methotrexate did not displace meloxicam from its human serum binding sites [see *Drug Interactions (7)*].

*Warfarin:* The effect of meloxicam on the anticoagulant effect of warfarin was studied in a group of healthy subjects receiving daily doses of warfarin that produced an INR (International Normalized Ratio) between 1.2 and 1.8. In these subjects, meloxicam did not alter warfarin pharmacokinetics and the average anticoagulant effect of warfarin as determined by prothrombin time. However, one subject showed an increase in INR from 1.5 to 2.1. Caution should be used when administering meloxicam with warfarin since patients on warfarin may experience changes in INR and an increased risk of bleeding complications when a new medication is introduced [see *Drug Interactions (7)*].

## **13 NONCLINICAL TOXICOLOGY**

### **13.1 Carcinogenesis, Mutagenesis, Impairment of Fertility**

#### Carcinogenesis

There was no increase in tumor incidence in long-term carcinogenicity studies in rats (104 weeks) and mice (99 weeks) administered meloxicam at oral doses up to 0.8 mg/kg/day in rats and up to 8 mg/kg/day in mice (up to 0.5- and 2.6-times, respectively, the maximum recommended human dose [MRHD] of 15 mg/day meloxicam based on body surface area [BSA] comparison).

#### Mutagenesis

Meloxicam was not mutagenic in an Ames assay, or clastogenic in a chromosome aberration assay with human lymphocytes and an *in vivo* micronucleus test in mouse bone marrow.

## Impairment of Fertility

Meloxicam did not impair male and female fertility in rats at oral doses up to 9 mg/kg/day in males and 5 mg/kg/day in females (up to 5.8- and 3.2-times greater, respectively, than the MRHD based on BSA comparison).

## **14 CLINICAL STUDIES**

### **14.1 Osteoarthritis and Rheumatoid Arthritis**

The use of meloxicam for the treatment of the signs and symptoms of osteoarthritis of the knee and hip was evaluated in a 12-week, double-blind, controlled trial. Meloxicam (3.75 mg, 7.5 mg, and 15 mg daily) was compared to placebo. The four primary endpoints were investigator's global assessment, patient global assessment, patient pain assessment, and total WOMAC score (a self-administered questionnaire addressing pain, function, and stiffness). Patients on meloxicam 7.5 mg daily and meloxicam 15 mg daily showed significant improvement in each of these endpoints compared with placebo.

The use of meloxicam for the management of signs and symptoms of osteoarthritis was evaluated in six double-blind, active-controlled trials outside the U.S. ranging from 4 weeks' to 6 months' duration. In these trials, the efficacy of meloxicam, in doses of 7.5 mg/day and 15 mg/day, was comparable to piroxicam 20 mg/day and diclofenac SR 100 mg/day and consistent with the efficacy seen in the U.S. trial.

The use of meloxicam for the treatment of the signs and symptoms of rheumatoid arthritis was evaluated in a 12-week, double-blind, controlled multinational trial. Meloxicam (7.5 mg, 15 mg, and 22.5 mg daily) was compared to placebo. The primary endpoint in this study was the ACR20 response rate, a composite measure of clinical, laboratory, and functional measures of RA response. Patients receiving meloxicam 7.5 mg and 15 mg daily showed significant improvement in the primary endpoint compared with placebo. No incremental benefit was observed with the 22.5 mg dose compared to the 15 mg dose.

### **14.2 Juvenile Rheumatoid Arthritis (JRA) Pauciarticular and Polyarticular Course**

The use of meloxicam for the treatment of the signs and symptoms of pauciarticular or polyarticular course Juvenile Rheumatoid Arthritis in patients 2 years of age and older was evaluated in two 12-week, double-blind, parallel-arm, active-controlled trials.

Both studies included three arms: naproxen and two doses of meloxicam. In both studies, meloxicam dosing began at 0.125 mg/kg/day (7.5 mg maximum) or 0.25 mg/kg/day (15 mg maximum), and naproxen dosing began at 10 mg/kg/day. One study used these doses throughout the 12-week dosing period, while the other incorporated a titration after 4 weeks to doses of 0.25 mg/kg/day and 0.375 mg/kg/day (22.5 mg maximum) of meloxicam and 15 mg/kg/day of naproxen.

The efficacy analysis used the ACR Pediatric 30 responder definition, a composite of parent and investigator assessments, counts of active joints and joints with limited range of motion, and erythrocyte sedimentation rate. The proportion of responders were similar in all three groups in both studies, and no difference was observed between the

meloxicam dose groups.

## **16 HOW SUPPLIED/STORAGE AND HANDLING**

Meloxicam Tablets, USP are available as a light yellow, circular, biconvex, uncoated tablet containing meloxicam, USP 7.5 mg or as a light yellow, oval, biconvex, uncoated tablet containing meloxicam, USP 15 mg. The 7.5 mg tablet is debossed with “7.5” on one side, and “G14” on the other side. The 15 mg tablet is debossed with “15” on one side and “G14” on the other side.

Meloxicam Tablets, USP 7.5 mg: NDC 68462-140-01; Bottles of 100

Meloxicam Tablets, USP 15 mg: NDC 68462-141-01; Bottles of 100

### Storage

Store at 25°C (77°F); excursions permitted to 15°C to 30°C (59°F to 86°F) [see USP Controlled Room Temperature]. Keep

Meloxicam Tablets in a dry place.

Dispense tablets in a tight container.

Keep this and all medications out of the reach of children.

## **17 PATIENT COUNSELING INFORMATION**

Advise the patient to read the FDA-approved patient labeling (Medication Guide) that accompanies each prescription dispensed.

Inform patients, families or their caregivers of the following information before initiating therapy with an NSAID and periodically during the course of ongoing therapy.

### Cardiovascular Thrombotic Events

Advise patients to be alert for the symptoms of cardiovascular thrombotic events, including chest pain, shortness of breath, weakness, or slurring of speech, and to report any of these symptoms to their healthcare provider immediately [see *Warnings and Precautions (5.1)*].

### Gastrointestinal Bleeding, Ulceration, and Perforation

Advise patients to report symptoms of ulcerations and bleeding, including epigastric pain, dyspepsia, melena, and hematemesis to their healthcare provider. In the setting of concomitant use of low-dose aspirin for cardiac prophylaxis, inform patients of the increased risk for the signs and symptoms of GI bleeding [see *Warnings and Precautions (5.2)*].

### Hepatotoxicity

Inform patients of the warning signs and symptoms of hepatotoxicity (e.g., nausea, fatigue, lethargy, diarrhea, pruritus, jaundice, right upper quadrant tenderness, and "flu-like" symptoms). If these occur, instruct patients to stop meloxicam and seek immediate medical therapy [see *Warnings and Precautions (5.3)*].

### Heart Failure and Edema

Advise patients to be alert for the symptoms of congestive heart failure including shortness of breath, unexplained weight gain, or edema and to contact their healthcare provider if such symptoms occur [see *Warnings and Precautions (5.5)*].

### Anaphylactic Reactions

Inform patients of the signs of an anaphylactic reaction (e.g., difficulty breathing, swelling of the face or throat). Instruct patients to seek immediate emergency help if these occur [see *Contraindications (4)* and *Warnings and Precautions (5.7)*].

### Serious Skin Reactions, including DRESS

Advise patients to stop meloxicam immediately if they develop any type of rash or fever and to contact their healthcare provider as soon as possible [see *Warnings and Precautions (5.9, 5.10)*].

### Female Fertility

Advise females of reproductive potential who desire pregnancy that NSAIDs, including meloxicam, may be associated with a reversible delay in ovulation [see *Use in Specific Populations (8.3)*].

### Fetal Toxicity

Inform pregnant women to avoid use of meloxicam and other NSAIDs starting at 30 weeks gestation because of the risk of the premature closing of the fetal ductus arteriosus. If treatment with meloxicam is needed for a pregnant woman between about 20 to 30 weeks gestation, advise her that she may need to be monitored for oligohydramnios, if treatment continues for longer than 48 hours [see *Warnings and Precautions (5.11)* and *Use in Specific Populations (8.1)*].

### Avoid Concomitant Use of NSAIDs

Inform patients that the concomitant use of meloxicam with other NSAIDs or salicylates (e.g., diflunisal, salsalate) is not recommended due to the increased risk of gastrointestinal toxicity, and little or no increase in efficacy [see *Warnings and Precautions (5.2)* and *Drug Interactions (7)*]. Alert patients that NSAIDs may be present in "over the counter" medications for treatment of colds, fever, or insomnia.

### Use of NSAIDs and Low-Dose Aspirin

Inform patients not to use low-dose aspirin concomitantly with meloxicam until they talk to their healthcare provider [see *Drug Interactions (7)*].

For current prescribing information, call Glenmark Pharmaceuticals Inc., USA at 1 (888) 721-7115.

### **Medication Guide available at:**

[www.glenmarkpharma-us.com/medguides](http://www.glenmarkpharma-us.com/medguides)

Manufactured by:

### **Glenmark Pharmaceuticals Limited**

Colvale-Bardez, Goa 403513, India

Manufactured for:



## **Glenmark Pharmaceuticals Inc., USA**

Mahwah, NJ 07430

Questions? 1 (888) 721-7115

[www.glenmarkpharma-us.com](http://www.glenmarkpharma-us.com)

June 2021

### **Medication Guide for Nonsteroidal Anti-inflammatory Drugs (NSAIDs)**

#### **What is the most important information I should know about medicines called Nonsteroidal Anti-inflammatory Drugs (NSAIDs)?**

##### **NSAIDs can cause serious side effects, including:**

- **Increased risk of a heart attack or stroke that can lead to death.** This risk may happen early in treatment and may increase:
  - with increasing doses of NSAIDs
  - with longer use of NSAIDs

**Do not take NSAIDs right before or after a heart surgery called a "coronary artery bypass graft (CABG)."**

**Avoid taking NSAIDs after a recent heart attack, unless your healthcare provider tells you to. You may have an increased risk of another heart attack if you take NSAIDs after a recent heart attack.**

- **Increased risk of bleeding, ulcers, and tears (perforation) of the esophagus (tube leading from the mouth to the stomach), stomach and intestines:**
  - anytime during use
  - without warning symptoms
  - that may cause death

##### **The risk of getting an ulcer or bleeding increases with:**

- 
- past history of stomach ulcers, or stomach or intestinal bleeding with use of NSAIDs
  - taking medicines called "corticosteroids", "anticoagulants", "SSRIs", or "SNRIs"
  - increasing doses of NSAIDs
  - older age
  - longer use of NSAIDs
  - poor health

- smoking
  - advanced liver disease
  - drinking alcohol
  - bleeding problems
- 

### **NSAIDs should only be used:**

- exactly as prescribed
- at the lowest dose possible for your treatment
- for the shortest time needed

### **What are NSAIDs?**

NSAIDs are used to treat pain and redness, swelling, and heat (inflammation) from medical conditions such as different types of arthritis, menstrual cramps, and other types of short-term pain.

### **Who should not take NSAIDs?**

#### **Do not take NSAIDs:**

- if you have had an asthma attack, hives, or other allergic reaction with aspirin or any other NSAIDs.
- right before or after heart bypass surgery.

### **Before taking NSAIDs, tell your healthcare provider about all of your medical conditions, including if you:**

- have liver or kidney problems
- have high blood pressure
- have asthma
- are pregnant or plan to become pregnant. Taking NSAIDs at about 20 weeks of pregnancy or later may harm your unborn baby. If you need to take NSAIDs for more than 2 days when you are between 20 and 30 weeks of pregnancy, your healthcare provider may need to monitor the amount of fluid in your womb around your baby. **You should not take NSAIDs after about 30 weeks of pregnancy.**
- are breastfeeding or plan to breast feed.

**Tell your healthcare provider about all of the medicines you take, including prescription or over-the-counter medicines, vitamins or herbal supplements.** NSAIDs and some other medicines can interact with each other and cause serious side effects. **Do not start taking any new medicine without talking to your healthcare provider first.**

### **What are the possible side effects of NSAIDs?**

#### **NSAIDs can cause serious side effects, including:**

**See "What is the most important information I should know about medicines called Nonsteroidal Anti-inflammatory Drugs (NSAIDs)?"**



- new or worse high blood pressure
- heart failure
- liver problems including liver failure
- kidney problems including kidney failure
- low red blood cells (anemia)
- life-threatening skin reactions
- life-threatening allergic reactions
- **Other side effects of NSAIDs include:** stomach pain, constipation, diarrhea, gas, heartburn, nausea, vomiting, and dizziness.

**Get emergency help right away if you get any of the following symptoms:**

- shortness of breath or trouble breathing
- slurred speech
- chest pain
- swelling of the face or throat
- weakness in one part or side of your body

**Stop taking your NSAID and call your healthcare provider right away if you get any of the following symptoms:**

- 
- |                                   |  |
|-----------------------------------|--|
| • nausea                          | • vomit blood  |
| • more tired or weaker than usual | • there is blood in your bowel movement or it is black and sticky like tar |
| • diarrhea                        | • unusual weight gain  |
| • itching                         | • skin rash or blisters with fever   |
| • your skin or eyes look yellow   | • swelling of the arms, legs, hands and feet                               |
| • indigestion or stomach pain     |  |
| • flu-like symptoms               |  |
- 

**If you take too much of your NSAID, call your healthcare provider or get medical help right away.**

These are not all the possible side effects of NSAIDs. For more information, ask your healthcare provider or pharmacist about NSAIDs.

Call your doctor for medical advice about side effects. You may report side effects to FDA at 1-800-FDA-1088.

### **Other information about NSAIDs:**

- Aspirin is an NSAID but it does not increase the chance of a heart attack. Aspirin can cause bleeding in the brain, stomach, and intestines. Aspirin can also cause ulcers in the stomach and intestines.
- Some NSAIDs are sold in lower doses without a prescription (over-the-counter). Talk to your healthcare provider before using over-the-counter NSAIDs for more than 10 days.

### **General information about the safe and effective use of NSAIDs**

Medicines are sometimes prescribed for purposes other than those listed in a Medication Guide. Do not use NSAIDs for a condition for which it was not prescribed. Do not give NSAIDs to other people, even if they have the same symptoms that you have. It may harm them.

If you would like more information about NSAIDs, talk with your healthcare provider. You can ask your pharmacist or healthcare provider for information about NSAIDs that is written for health professionals.

This Medication Guide has been approved by the U.S. Food and Drug Administration.

### **Medication Guide available at:**

[www.glenmarkpharma-us.com/medguides](http://www.glenmarkpharma-us.com/medguides)

Manufactured by:

### **Glenmark Pharmaceuticals Limited**

Colvale-Bardez, Goa 403 513, India

Manufactured for:



### **Glenmark Pharmaceuticals Inc., USA**

Mahwah, NJ 07430

Questions? 1 (888) 721-7115

[www.glenmarkpharma-us.com](http://www.glenmarkpharma-us.com)

June 2021


### **Label Display Panel**

NDC 68462-140-01

# Meloxicam Tablets, USP


7.5 mg

**PHARMACIST:** Dispense the Medication Guide provided separately to each patient.



**Rx only    100 Tablets**

Each tablet contains meloxicam, USP 7.5 mg.  
**Usual Dosage:** See package insert for full prescribing information.  
**Store at 25°C (77°F); excursions permitted to 15°C to 30°C (59°F to 86°F) (see USP Controlled Room Temperature).**  
 Dispense in a tight container.  
 Keep in a dry place.  
 Keep out of reach of children.  
**Medication Guide available at:**  
[www.glenmarkpharma-us.com/medguides](http://www.glenmarkpharma-us.com/medguides)  
 Manufactured for:  
**Glenmark Pharmaceuticals Inc., USA**  
 Mahwah, NJ 07430  
 Product of India  
 GO/DRUGS/648  
 06/21



3 68462 14001 117

Questions? 1 (888) 721-7115  
[www.glenmarkpharma-us.com](http://www.glenmarkpharma-us.com)

PE584960621-1


## Package/Label Display Panel

NDC 68462-141-01

# Meloxicam Tablets, USP


15 mg

**PHARMACIST:** Dispense the Medication Guide provided separately to each patient.



**Rx only    100 Tablets**

Each tablet contains meloxicam, USP 15 mg.  
**Usual Dosage:** See package insert for full prescribing information.  
**Store at 25°C (77°F); excursions permitted to 15°C to 30°C (59°F to 86°F) (see USP Controlled Room Temperature).**  
 Dispense in a tight container.  
 Keep in a dry place.  
 Keep out of reach of children.  
**Medication Guide available at:**  
[www.glenmarkpharma-us.com/medguides](http://www.glenmarkpharma-us.com/medguides)  
 Manufactured for:  
**Glenmark Pharmaceuticals Inc., USA**  
 Mahwah, NJ 07430  
 Product of India  
 GO/DRUGS/648  
 06/21



3 68462 14101 114

Questions? 1 (888) 721-7115  
[www.glenmarkpharma-us.com](http://www.glenmarkpharma-us.com)

PE584950621-1

## MELOXICAM

meloxicam tablet

### Product Information

<b>Product Type</b>	HUMAN PRESCRIPTION DRUG	<b>Item Code (Source)</b>	NDC:68462-140
<b>Route of Administration</b>	ORAL		

### Active Ingredient/Active Moiety

Ingredient Name	Basis of Strength	Strength
-----------------	-------------------	----------

<b>MELOXICAM</b> (UNII: VG2QF83CGL) (MELOXICAM - UNII:VG2QF83CGL)	MELOXICAM	7.5 mg
---	-----------	--------

### Inactive Ingredients

Ingredient Name	Strength
<b>SILICON DIOXIDE</b> (UNII: ETJ7Z6XBU4)	
<b>CROSPROVIDONE (120 .MU.M)</b> (UNII: 68401960MK)	
<b>LACTOSE MONOHYDRATE</b> (UNII: EWQ57Q8I5X)	
<b>MAGNESIUM STEARATE</b> (UNII: 70097M6I30)	
<b>MICROCRYSTALLINE CELLULOSE</b> (UNII: OP1R32D61U)	
<b>POVIDONE, UNSPECIFIED</b> (UNII: FZ989GH94E)	
<b>TRISODIUM CITRATE DIHYDRATE</b> (UNII: B22547B95K)	

### Product Characteristics

<b>Color</b>	YELLOW	<b>Score</b>	no score
<b>Shape</b>	ROUND	<b>Size</b>	8mm
<b>Flavor</b>		<b>Imprint Code</b>	7;5;G14
<b>Contains</b>			

### Packaging

#	Item Code	Package Description	Marketing Start Date	Marketing End Date
1	NDC:68462-140-01	100 in 1 BOTTLE; Type 0: Not a Combination Product	06/01/2021	

### Marketing Information

Marketing Category	Application Number or Monograph Citation	Marketing Start Date	Marketing End Date
ANDA	ANDA077932	06/01/2021	

## MELOXICAM

meloxicam tablet

### Product Information

<b>Product Type</b>	HUMAN PRESCRIPTION DRUG	<b>Item Code (Source)</b>	NDC:68462-141
<b>Route of Administration</b>	ORAL		

### Active Ingredient/Active Moiety

Ingredient Name	Basis of Strength	Strength
<b>MELOXICAM</b> (UNII: VG2QF83CGL) (MELOXICAM - UNII:VG2QF83CGL)	MELOXICAM	15 mg

## Inactive Ingredients

Ingredient Name	Strength
<b>SILICON DIOXIDE</b> (UNII: ETJ7Z6XBU4)	
<b>CROSPROVIDONE (120 .MU.M)</b> (UNII: 68401960MK)	
<b>LACTOSE MONOHYDRATE</b> (UNII: EWQ57Q8I5X)	
<b>MAGNESIUM STEARATE</b> (UNII: 70097M6I30)	
<b>MICROCRYSTALLINE CELLULOSE</b> (UNII: OP1R32D61U)	
<b>POVIDONE, UNSPECIFIED</b> (UNII: FZ989GH94E)	
<b>TRISODIUM CITRATE DIHYDRATE</b> (UNII: B22547B95K)	

## Product Characteristics

<b>Color</b>	YELLOW	<b>Score</b>	no score
<b>Shape</b>	OVAL	<b>Size</b>	11mm
<b>Flavor</b>		<b>Imprint Code</b>	15;G14
<b>Contains</b>			

## Packaging

#	Item Code	Package Description	Marketing Start Date	Marketing End Date
1	NDC:68462-141-01	100 in 1 BOTTLE; Type 0: Not a Combination Product	06/01/2021	

## Marketing Information

Marketing Category	Application Number or Monograph Citation	Marketing Start Date	Marketing End Date
ANDA	ANDA077932	06/01/2021	

**Labeler** - Glenmark Pharmaceuticals Inc., USA (130597813)

## Establishment

Name	Address	ID/FEI	Business Operations
Glenmark Pharmaceuticals Limited		677318665	ANALYSIS(68462-140, 68462-141) , MANUFACTURE(68462-140, 68462-141)

Revised: 6/2021

Glenmark Pharmaceuticals Inc., USA