

# **CALCIUM CHLORIDE- calcium chloride injection, solution**

**Hospira, Inc.**

**Reference Label Set Id: b0909f41-76d0-488e-95e8-d8755f0eea4f**

*Disclaimer: This drug has not been found by FDA to be safe and effective, and this labeling has not been approved by FDA. For further information about unapproved drugs, click here.*

-----

## **HIGHLIGHTS OF PRESCRIBING INFORMATION**

**These highlights do not include all the information needed to use 10% CALCIUM CHLORIDE INJECTION safely and effectively. See full prescribing information for 10% CALCIUM CHLORIDE INJECTION.**

### **CALCIUM CHLORIDE injection, for intravenous use only**

**Initial U.S. Approval: 1938**

#### ----- **INDICATIONS AND USAGE** -----

Calcium Chloride Injection is a form of calcium indicated for the treatment of adult and pediatric and patients with acute symptomatic hypocalcemia. (1)

#### Limitations of Use:

The safety and effectiveness of Calcium Chloride Injection for long-term use has not been established.

#### ----- **DOSAGE AND ADMINISTRATION** -----

- Administer Calcium Chloride Injection **by slow intravenous infusion (not to exceed 1 mL/minute), in a central or deep vein.** (2.1)
- Do not use intramuscularly or subcutaneously. (2.1)
- Do not administer unless solution is clear and seal is intact. (2.1)
- Stop the administration if the patient complains of any administration-related discomfort, it may be resumed when symptoms disappear. (2.1)
- The recommended adult dose is from 200 mg to 1,000 mg. (2.2)
- The recommended pediatric dose is from 2.7 to 5 mg/kg of calcium chloride. (2.2)
- Repeated injections may be required because of rapid calcium excretion. (2.2)
- See the full prescribing information for the recommended starting dose in patients with renal impairment. (2.3)
- Do not mix Calcium Chloride Injection with ceftriaxone or administer these products simultaneously via a Y-site because concurrent use can lead to the formation of ceftriaxone-calcium precipitates. (2.4)

#### ----- **DOSAGE FORMS AND STRENGTHS** -----

Calcium Chloride Injection, USP (single-dose) is supplied as: (3)

- 10% (1,000 mg/10 mL) (100 mg/mL) in an Ansy<sup>®</sup> Plastic Syringe
- 10% (1,000 mg/10 mL) (100 mg/mL) in a LifeShield<sup>®</sup> Abboject<sup>®</sup> Glass Syringe

The 100 mg/mL concentration represents 27 mg or 1.4 mEq of elemental calcium per mL of solution. (3)

#### ----- **CONTRAINDICATIONS** -----

Calcium Chloride Injection is contraindicated in:

- Patients with ventricular fibrillation. (4)
- Patients with asystole and electromechanical dissociation. (4)
- Newborns (up to 28 days of age) if they require (or are expected to require) ceftriaxone intravenous treatment, regardless of whether these products would be received at different times or through separate intravenous lines. (4, 5.1)

#### ----- **WARNINGS AND PRECAUTIONS** -----

- *End-Organ Damage due to Intravascular Ceftriaxone-Calcium Precipitates:* Calcium Chloride Injection is contraindicated in newborns (up to 28 days of age) if they require (or are expected to require) ceftriaxone intravenous treatment. In patients older than 28 days of age, do not mix or administer simultaneously with ceftriaxone intravenous solutions, even via different infusion lines or at different

- infusion sites as it can lead to precipitation of ceftriaxone-calcium. (5.1)
- *Hypotension, Bradycardia, Arrhythmias, and Syncope with Rapid Administration:* Too rapid an injection exceeding 1 mL/minute may lead to hypotension and syncope. (2.1, 5.2)
  - *Arrhythmias with Concomitant Digoxin Use:* Avoid use of Calcium Chloride Injection in patients receiving digoxin. Closely monitor ECG and calcium levels if concomitant therapy is necessary. (5.3, 7.1)
  - *Tissue Necrosis and Calcinosis:* Administer Calcium Chloride Injection slowly through a small needle into a large vein to minimize the risk of tissue necrosis, ulceration and calcinosis. Avoid extravasation or accidental injection into perivascular tissues. Immediately discontinue administration should perivascular infiltration occur. (2.1, 5.4)
  - *Aluminum Toxicity:* Risk of toxicity with prolonged administration if kidney function is impaired. Premature neonates are particularly at risk. When prescribing Calcium Chloride Injection in patients receiving parenteral nutrition solutions, limit the total daily patient exposure to aluminum to no more than 5 mcg/kg/day. (5.5)

#### ----- ADVERSE REACTIONS -----

Adverse reactions have included paraesthesia (upon rapid injection), calcium taste, sense of oppression, sense of “heat wave”, local burning sensation, injection site extravasation, injection site reactions, peripheral vasodilatation, and decreased blood pressure. (6)

**To report SUSPECTED ADVERSE REACTIONS, contact Pfizer Inc. at 1-800-438-1985 or FDA at 1-800-FDA-1088 or [www.fda.gov/medwatch](http://www.fda.gov/medwatch).**

#### ----- DRUG INTERACTIONS -----

- *Digoxin:* Avoid concomitant use with Calcium Chloride Injection. If concomitant use is unavoidable, monitor ECG closely during administration of Calcium Chloride Injection. (5.3, 7.1)
- *Calcium Channel Blockers:* Avoid concomitant use with Calcium Chloride Injection. If concomitant use is unavoidable, monitor blood pressure closely during administration of Calcium Chloride Injection. (7.2)
- *Drugs That Increase the Risk of Hypercalcemia:* Increase the frequency of calcium concentration monitoring in patients taking Calcium Chloride Injection concomitantly with other drugs that increase the risk of hypercalcemia. (7.3)

**See 17 for PATIENT COUNSELING INFORMATION.**

**Revised: 5/2023**

---

## **FULL PRESCRIBING INFORMATION: CONTENTS\***

### **1 INDICATIONS AND USAGE**

### **2 DOSAGE AND ADMINISTRATION**

- 2.1 Important Administration Instructions
- 2.2 Recommended Dosage and Administration
- 2.3 Recommended Starting Dose in Patients with Renal Impairment
- 2.4 Drug Incompatibilities

### **3 DOSAGE FORMS AND STRENGTHS**

### **4 CONTRAINDICATIONS**

### **5 WARNINGS AND PRECAUTIONS**

- 5.1 End-Organ Damage due to Intravascular Ceftriaxone-Calcium Precipitates
- 5.2 Hypotension, Bradycardia, Arrhythmias, and Syncope with Rapid Administration
- 5.3 Arrhythmias with Concomitant Digoxin Use
- 5.4 Tissue Necrosis and Calcinosis
- 5.5 Aluminum Toxicity

### **6 ADVERSE REACTIONS**

### **7 DRUG INTERACTIONS**

- 7.1 Digoxin
- 7.2 Calcium Channel Blockers
- 7.3 Drugs That Increase the Risk of Hypercalcemia

## **8 USE IN SPECIFIC POPULATIONS**

- 8.1 Pregnancy
- 8.2 Lactation
- 8.4 Pediatric Use
- 8.5 Geriatric Use
- 8.6 Renal Impairment

## **10 OVERDOSAGE**

## **11 DESCRIPTION**

## **12 CLINICAL PHARMACOLOGY**

- 12.1 Mechanism of Action
- 12.2 Pharmacodynamics
- 12.3 Pharmacokinetics

## **13 NONCLINICAL TOXICOLOGY**

- 13.1 Carcinogenesis, Mutagenesis, Impairment of Fertility

## **16 HOW SUPPLIED/STORAGE AND HANDLING**

## **17 PATIENT COUNSELING INFORMATION**

\* Sections or subsections omitted from the full prescribing information are not listed.

---

## **FULL PRESCRIBING INFORMATION**

### **1 INDICATIONS AND USAGE**

Calcium Chloride Injection is indicated for the treatment of adult and pediatric patients with acute symptomatic hypocalcemia.

#### Limitations of Use

The safety and effectiveness of Calcium Chloride Injection for long-term use has not been established.

### **2 DOSAGE AND ADMINISTRATION**

#### **2.1 Important Administration Instructions**

Administer Calcium Chloride Injection **by slow intravenous infusion in a central or deep vein** in adults and pediatric patients (with or without renal impairment); do not administer by bolus [see *Warnings and Precautions (5.2, 5.4)*]. The maximum recommended infusion rate is 1 mL/minute (100 mg/minute).

Additional important administration instructions regarding Calcium Chloride Injection are as follows:

- Do not use intramuscularly or subcutaneously to avoid tissue necrosis calcinosis

cutis [see *Warnings and Precautions (5.4)*].

- Visually inspect for particulate matter and discoloration prior to administration (the solution is clear, and the seal is intact). Do not administer if the solution is unclear or the seal is not intact.
- Stop the administration if the patient complains of any administration-related discomfort; administration may be resumed when symptoms disappear.
- Discard the unused portion.
- If time permits, allow the solution to warm to body temperature.

## 2.2 Recommended Dosage and Administration

The recommended dose range of Calcium Chloride Injection in:

- Adults is from 200 mg to 1,000 mg.
- Pediatric patients is from 2.7 to 5 mg/kg of calcium chloride.

Dosing of this Calcium Chloride Injection product is not possible in patients who require doses less than 200 mg because the recommended dose cannot be achieved with the supplied syringe. For patients who require doses less than 200 mg, use another calcium chloride injection product that allows dosing of less than 200 mg.

Individualize the dose for a patient within these dose ranges depending on serum ionized calcium level, severity of hypocalcemia symptoms, and the acuity of hypocalcemia onset.

Repeated injections may be required because of rapid excretion of calcium.

## 2.3 Recommended Starting Dose in Patients with Renal Impairment

The recommended starting dose of Calcium Chloride Injection in [see *Use in Specific Populations (8.6)*]:

- Adults with renal impairment is 200 mg.
- Pediatric patients is 2.7 mg/kg of calcium chloride.

## 2.4 Drug Incompatibilities

Do not mix Calcium Chloride Injection with other drugs simultaneously. Do not mix Calcium Chloride Injection with ceftriaxone or administer these products simultaneously via a Y-site because concurrent use can lead to the formation of ceftriaxone-calcium precipitates [see *Warnings and Precautions (5.1)*]:

- In neonates (28 days of age or younger), concomitant use of Calcium Chloride Injection and ceftriaxone is contraindicated [see *Contraindications (4)*].
- In patients older than 28 days of age, ceftriaxone and calcium-containing products may be administered sequentially, provided the infusion lines are thoroughly flushed between infusions with a compatible fluid.

## 3 DOSAGE FORMS AND STRENGTHS

Calcium Chloride Injection, USP (single-dose) supplied as:

- 10% (1,000 mg/10 mL) (100 mg/mL) in an Ansyr<sup>®</sup> Plastic Syringe
- 10% (1,000 mg/10 mL) (100 mg/mL) in a LifeShield<sup>®</sup> Abboject<sup>®</sup> Glass Syringe

The 100 mg/mL concentration represents 27 mg or 1.4 mEq of elemental calcium per mL of solution.

## **4 CONTRAINDICATIONS**

Calcium Chloride Injection is contraindicated in:

- Patients with ventricular fibrillation
- Patients with asystole and electromechanical dissociation

Newborns (up to 28 days of age) if they require (or are expected to require) ceftriaxone intravenous treatment because of the risk of precipitation of ceftriaxone-calcium, regardless of whether these products would be received at different times or through separate intravenous lines [*see Warnings and Precautions (5.1)*].

## **5 WARNINGS AND PRECAUTIONS**

### **5.1 End-Organ Damage due to Intravascular Ceftriaxone-Calcium Precipitates**

The use of Calcium Chloride Injection is contraindicated in newborns (up to 28 days of age) if they require (or are expected to require) ceftriaxone intravenous treatment because of the risk of precipitation of ceftriaxone-calcium, regardless of whether these products would be received at different times or through separate intravenous lines [*see Contraindications (4)*]. Cases of fatal reactions with calcium-ceftriaxone precipitates in lungs and kidneys in premature and full-term newborns aged less than 1 month have occurred when ceftriaxone and calcium were administered either simultaneously or non-simultaneously and through different intravenous lines. *In-vitro* studies demonstrated that neonates have an increased risk of precipitation of ceftriaxone-calcium compared to other age groups.

In patients older than 28 days of age, Calcium Chloride Injection and ceftriaxone intravenous solutions may be administered sequentially one after another if infusion lines at different sites are used, infusion lines are replaced, or infusion lines are thoroughly flushed between infusions with physiological salt solution to avoid precipitation. Do not mix or administer Calcium Chloride Injection simultaneously with ceftriaxone, even if using different infusion lines or different infusion sites as it can lead to precipitation of ceftriaxone-calcium [*see Dosage and Administration (2.4)*].

### **5.2 Hypotension, Bradycardia, Arrhythmias, and Syncope with Rapid Administration**

Rapid injection of Calcium Chloride Injection may cause vasodilation, decreased blood pressure, bradycardia, arrhythmias, syncope, and cardiac arrest. It is particularly important to prevent a high concentration of calcium from reaching the heart because of the risk of syncope. Too rapid an injection exceeding 1 mL/minute may lead to hypotension and cardiac syncope [*see Dosage and Administration (2.1)*].

### **5.3 Arrhythmias with Concomitant Digoxin Use**

Arrhythmias may occur if Calcium Chloride Injection and digoxin are administered together. Hypercalcemia resulting from an overdose of Calcium Chloride Injection increases the risk of digoxin toxicity. Avoid the use of Calcium Chloride Injection in patients receiving digoxin. If concomitant therapy is necessary, closely monitor ECG and calcium levels [see *Drug Interactions (7.1)*].

#### **5.4 Tissue Necrosis and Calcinosis**

Administration of Calcium Chloride Injection in patients with local trauma may result in calcinosis cutis due to transient increase in local calcium concentration. Calcinosis cutis can occur with or without extravasation of Calcium Chloride Injection, is characterized by abnormal dermal deposits of calcium salts, and clinically manifests as papules, plaques, or nodules that may be associated with erythema, swelling, or induration. Tissue necrosis, ulceration, and secondary infection are the most serious complications.

To minimize the risk of tissue necrosis, ulceration and calcinosis, administer Calcium Chloride Injection slowly through a small needle into a large vein [see *Dosage and Administration (2.1)*]. Avoid extravasation or accidental injection into perivascular tissues. Should perivascular infiltration occur, immediately discontinue intravenous administration at that site and treat as needed.

#### **5.5 Aluminum Toxicity**

Calcium Chloride Injection contains aluminum that may be toxic. Aluminum may reach toxic levels with prolonged parenteral administration if kidney function is impaired. Premature neonates are particularly at risk because their kidneys are immature, and they require large amounts of calcium and phosphate solutions, which contain aluminum. Research indicates that patients with impaired kidney function, including premature (preterm) neonates and preterm infants, who receive parenteral levels of aluminum at greater than 4 to 5 mcg/kg/day can accumulate aluminum at levels associated with central nervous system and bone toxicity. Tissue loading may occur at even lower amounts of aluminum.

Exposure to aluminum from Calcium Chloride Injection at the recommended dose is not more than 10 mcg [see *Dosage and Administration (2.2)* and *Description (11)*]. When prescribing Calcium Chloride Injection in patients receiving parenteral nutrition solutions, limit the total daily patient exposure to aluminum to no more than 5 mcg/kg/day.

### **6 ADVERSE REACTIONS**

The following serious adverse reactions are also described elsewhere in the labeling:

- End-Organ Damage due to Intravascular Ceftriaxone-Calcium Precipitates [see *Warnings and Precautions (5.1)*]
- Hypotension, Bradycardia, Arrhythmias, and Syncope with Rapid Administration [see *Warnings and Precautions (5.2)*]
- Arrhythmias with Concomitant Digoxin Use [see *Warnings and Precautions (5.3)*]
- Tissue Necrosis and Calcinosis [see *Warnings and Precautions (5.4)*]
- Aluminum toxicity [see *Warnings and Precautions (5.5)*]

The following adverse reactions have been identified in literature and postmarketing reports of calcium chloride. Because some of these reactions were reported voluntarily

from a population of uncertain size, it is not always possible to reliably estimate their frequency or establish a causal relationship to drug exposure:

- *Nervous system disorders:* Paraesthesia (upon rapid injection), calcium taste
- *General disorders and administration site conditions:* Sense of oppression, sense of “heat wave”, local burning sensation, injection site extravasation, injection site reactions
- *Cardiovascular disorders:* Peripheral vasodilatation, decreased blood pressure

## **7 DRUG INTERACTIONS**

### **7.1 Digoxin**

Avoid the concomitant use of Calcium Chloride Injection with digoxin. If concomitant use is unavoidable, monitor ECG closely during administration of Calcium Chloride Injection.

Synergistic arrhythmias may occur with concomitant use. The use of Calcium Chloride Injection may result in hypercalcemia which increases the risk of digoxin toxicity [see *Warnings and Precautions (5.3)*].

### **7.2 Calcium Channel Blockers**

Concomitant use of Calcium Chloride Injection and calcium channel blockers may reduce the response to calcium channel blockers. Avoid concomitant use. If concomitant use is unavoidable, monitor blood pressure closely during administration of Calcium Chloride Injection.

### **7.3 Drugs That Increase the Risk of Hypercalcemia**

Increase frequency of monitoring of calcium concentrations in patients taking concomitant Calcium Chloride Injection and other drugs that increase the risk of hypercalcemia (e.g., calcipotriene, estrogen, lithium, parathyroid hormone, teriparatide, thiazide diuretics, Vitamin A, and Vitamin D).

## **8 USE IN SPECIFIC POPULATIONS**

### **8.1 Pregnancy**

#### Risk Summary

Administration of Calcium Chloride Injection for the treatment of acute symptomatic hypocalcemia during pregnancy is not expected to cause major birth defects, miscarriage, or adverse maternal or fetal outcomes. There are risks to the mother and the fetus associated with development of hypocalcemia during pregnancy (see *Clinical Considerations*). Animal reproduction studies have not been conducted with Calcium Chloride Injection.

The estimated background risk of major birth defects and miscarriage for the indicated populations are unknown. All pregnancies have a background risk of birth defect, loss,

or other adverse outcomes. In the U.S. general population, the estimated background risk of major birth defects and miscarriage in clinically recognized pregnancies is 2 to 4% and 15 to 20%, respectively.

### Clinical Considerations

#### *Disease-associated Maternal and/or Embryo/Fetal/Neonatal Risk*

Maternal hypocalcemia can result in an increased rate of spontaneous abortion, premature and dysfunctional labor, and possibly preeclampsia. Infants born to mothers with hypocalcemia can develop fetal and neonatal hyperparathyroidism, which in turn can cause fetal and neonatal skeletal demineralization, subperiosteal bone resorption, osteitis fibrosa cystica and neonatal seizures.

## **8.2 Lactation**

### Risk Summary

Calcium is present in human milk. Administration of the approved recommended dose of Calcium Chloride Injection to the mother is not expected to cause harm to a breastfed infant. There is no information on the effects of Calcium Chloride Injection on the breastfed infant or on milk production. The developmental and health benefits of breastfeeding should be considered along with the mother's clinical need for Calcium Chloride Injection and any potential adverse effects on the breastfed infant from Calcium Chloride Injection or from the underlying maternal condition.

## **8.4 Pediatric Use**

The safety and effectiveness of Calcium Chloride Injection for the treatment of acute symptomatic hypocalcemia have been established in pediatric patients.

The use of Calcium Chloride Injection is contraindicated in newborns if they require (or are expected to require) ceftriaxone intravenous treatment because of the risk of precipitation of ceftriaxone-calcium, regardless of whether these products would be received at different times or through separate intravenous lines [*see Contraindications (4) and Warnings and Precautions (5.1)*].

In pediatric patients older than 28 days of age, Calcium Chloride Injection and ceftriaxone intravenous solutions may be administered sequentially one after another if infusion lines at different sites are used, infusion lines are replaced, or infusion lines are thoroughly flushed between infusions with physiological salt solution to avoid precipitation. Do not mix or administer Calcium Chloride Injection simultaneously with ceftriaxone, even if using different infusion lines or different infusion sites as it can lead to precipitation of ceftriaxone-calcium.

Calcium Chloride Injection contains aluminum that may be associated with central nervous system and bone toxicity. Because of immature renal function, preterm infants receiving prolonged parenteral nutrition treatment with Calcium Chloride Injection may be at higher risk of aluminum toxicity [*see Warnings and Precautions (5.2)*].

## **8.5 Geriatric Use**

Clinical studies of Calcium Chloride Injection did not include sufficient numbers of patients 65 years of age and older to determine whether they respond differently from younger adult patients.



## 8.6 Renal Impairment

The use of Calcium Chloride Injection in patients with renal impairment may increase the risk of a higher calcium-phosphorus product. For patients with renal impairment, initiate Calcium Chloride Injection at the lowest recommended dose within the recommended dose range [see *Dosage and Administration (2.2)*]. Monitor serum calcium levels frequently based on the severity of the renal impairment and the risk of a high calcium-phosphorus product (e.g., every 4 hours).

## 10 OVERDOSAGE

Overdosage of Calcium Chloride Injection may lead to hypercalcemia. Symptoms of hypercalcemia typically develop when the total serum calcium concentration is  $\geq 12$  mg/dL, and include shortening of QT interval, bradycardia, hypertension, anorexia, nausea, vomiting, bowel hypomotility and constipation, muscle weakness, bone pain, decreased concentration, depression, weakness, fatigue, confusion, hallucinations, disorientation, hypotonicity, seizures, and coma. Hypercalcemia effects on kidney include diminished ability to concentrate urine and diuresis.

In the event of overdosage, promptly discontinue Calcium Chloride Injection, the patient should be re-evaluated and appropriate countermeasures should be instituted, if necessary [see *Warnings and Precautions (5)*, *Adverse Reactions (6)*].

## 11 DESCRIPTION

10% Calcium Chloride Injection, USP is a sterile, nonpyrogenic, hypertonic solution for single administration only. Each mL contains 100 mg (1.4 mEq/mL) of calcium chloride, dihydrate (1.4 mEq each of  $\text{Ca}^{++}$  and  $\text{Cl}^-$ ) in water for injection. It is provided in a 10 mL single-dose syringe for intravenous injection. The solution contains no bacteriostat, antimicrobial agent or added buffer. The pH of 10% Calcium Chloride Injection, USP is 5.5 to 7.5 when diluted with water for injection to make a 5% solution. May contain hydrochloric acid and/or sodium hydroxide for pH adjustment. The osmolar concentration is 2.04 mOsmol/mL (calc.). 10% Calcium Chloride Injection, USP is oxygen sensitive.

Calcium Chloride, USP dihydrate is chemically designated  $\text{CaCl}_2 \cdot 2\text{H}_2\text{O}$  (dihydrate) and is described as white, odorless fragments or granules freely soluble in water.

Calcium Chloride Injection, USP contains no more than 1,000 mcg/L of aluminum [see *Warnings and Precautions (5.2)*].

## 12 CLINICAL PHARMACOLOGY

### 12.1 Mechanism of Action

Intravenous administration of calcium chloride increases serum ionized calcium concentration. Calcium chloride dissociates into ionized calcium in plasma.

## 12.2 Pharmacodynamics

The exposure-response relationship and time course of pharmacodynamic response for the safety and effectiveness of Calcium Chloride Injection have not been fully characterized.

## 12.3 Pharmacokinetics

### Absorption

Calcium Chloride Injection is 100% bioavailable following intravenous injection.

### Distribution

Calcium in the body is distributed mainly in skeleton (99%) and 1% is distributed within the extracellular fluids and soft tissues. About 50% of total serum calcium is in the ionized form and represents the biologically active part; 8% to 10% serum calcium is bound to organic and inorganic acid, respectively; and approximately 40% is protein-bound (primarily to albumin).

### Elimination

#### *Metabolism*

Calcium itself does not undergo direct metabolism.

#### *Excretion*

Calcium is excreted by the kidney through a combination of glomerular filtration and tubular reabsorption. A significant increase in urinary excretion of calcium was observed during and after intravenous infusion of calcium chloride.

### Specific Populations

The effect of age, sex, race, ethnicity, renal or hepatic impairment on the pharmacokinetics of calcium have not been evaluated in clinical studies.

## 13 NONCLINICAL TOXICOLOGY

### 13.1 Carcinogenesis, Mutagenesis, Impairment of Fertility

Carcinogenicity, mutagenicity, and fertility have not been assessed with Calcium Chloride Injection.

## 16 HOW SUPPLIED/STORAGE AND HANDLING

Calcium Chloride Injection, USP (clear solution) is supplied in single-dose syringes as follows:

<b>Unit of Sale and Product Description</b>	<b>Strength</b>	<b>NDC</b>
Bundle of 10 10 mL Ansyr <sup>®</sup> Plastic Syringe	10% (1,000 mg/10 mL) (100 mg/mL)	0409-1631-10

Bundle of 10 10 mL LifeShield® Abboject® Glass Syringe with Luer Lock Adapter and protected needle	10% (1,000 mg/10 mL) (100 mg/mL)	0409-4928-34
---	-------------------------------------	--------------

The 100 mg/mL concentration represents 27 mg or 1.4 mEq of elemental calcium per mL of solution.

Store at 20°C to 25°C (68°F to 77°F); excursions permitted between 15°C and 30°C (59°F and 86°F). [See USP Controlled Room Temperature.]

## **17 PATIENT COUNSELING INFORMATION**

Inform patients or caregivers of the following risks of Calcium Chloride Injection:

### Arrhythmias with Concomitant Digoxin Use

Arrhythmias may occur if Calcium Chloride Injection and Digoxin are administered together [see *Warnings and Precautions (5.3)*].

### Tissue Necrosis and Calcinosis

Administration of Calcium Chloride Injection may result in calcinosis cutis including tissue necrosis, ulceration, and secondary infection. [see *Warnings and Precautions (5.4)*].

### Aluminum Toxicity

Calcium Chloride Injection contains aluminum that may be toxic [see *Warnings and Precautions (5.5)*].

Distributed by Hospira, Inc., Lake Forest, IL 60045 USA

Abboject® is a trademark of Abbott Laboratories

LifeShield® is the trademark of ICU Medical, Inc. and is used under license.

LAB-1022-3.0

## **PACKAGE/LABEL PRINCIPAL DISPLAY PANEL**

10 mL Single-Dose Syringe - Discard Unused Portion NDC 0409-1631-40

10% Calcium Chloride Injection, USP  
1000 mg/10 mL (100 mg/mL)

For Intravenous use only.

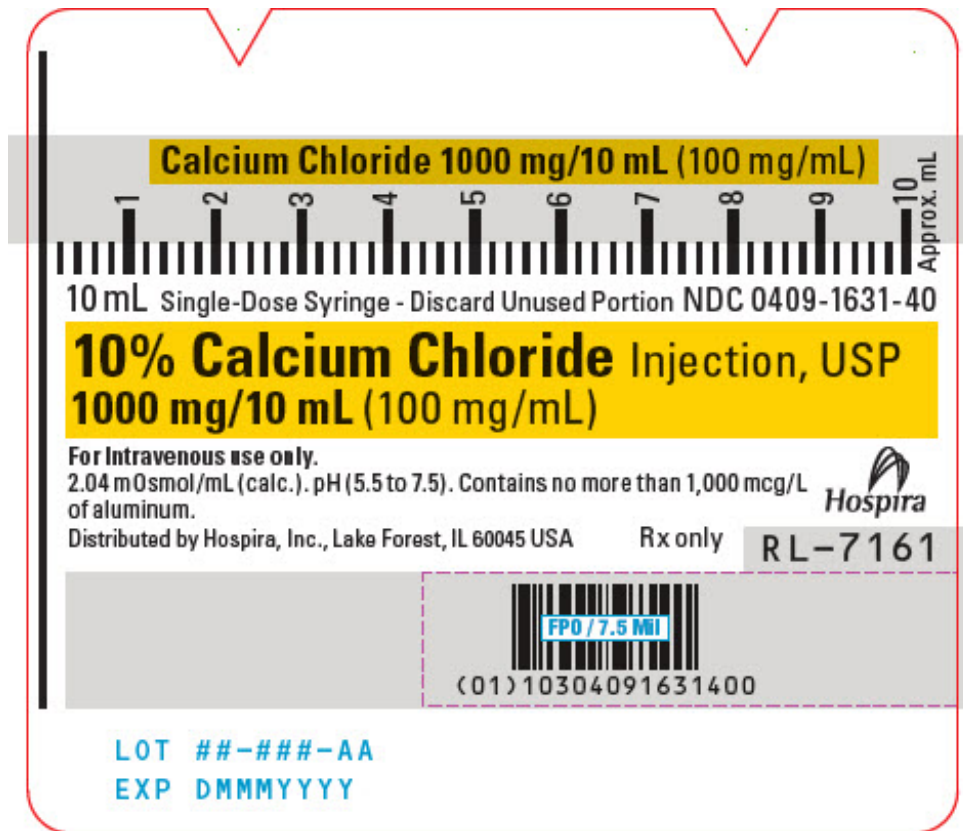
2.04 mOsmol/mL (calc.). pH (5.5 to 7.5). Contains no more than 1,000 mcg/L of aluminum.

Hospira

Distributed by Hospira, Inc., Lake Forest, IL 60045 USA

Rx only

RL-7161



**PRINCIPAL DISPLAY PANEL - 10 mL Syringe Carton**

10 mL

NDC 0409-1631-40

Rx only

10%

Calcium

Chloride

Injection, USP

1,000 mg/10 mL

(100 mg/mL)

For Intravenous use only

Ansy<sup>®</sup>

Single-Dose Syringe

Discard Unused Portion

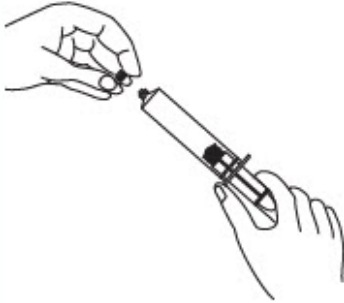
Hospira

LOT #####AA  
EXP DMMYYYY

◀ PRESS AND PULL TO OPEN ▶

**Use Aseptic Technique**

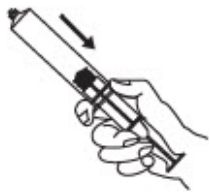
1. Remove luer cover.



2. Hold plunger and push barrel forward to relieve any resistance that may be present.



3. Pull the barrel down until air is expelled from the syringe.



OP EN

**10% Calcium Chloride**  
Injection, USP  
1,000 mg/10 mL (100 mg/mL)

(01) 10304091631400



10 mL

NDC 0409-1631-40  
Rx only

**10%**  
**Calcium Chloride**  
Injection, USP

**1,000 mg/10 mL**  
(100 mg/mL)

**For Intravenous use only**

**Ansy<sup>®</sup>**

**Single-Dose Syringe**  
**Discard Unused Portion**

**Hospira**

LOT #####AA

10 mL  
NDC 0409-1631-40  
**10%**  
**Calcium Chloride**  
Injection, USP  
1,000 mg/10 mL (100 mg/mL)

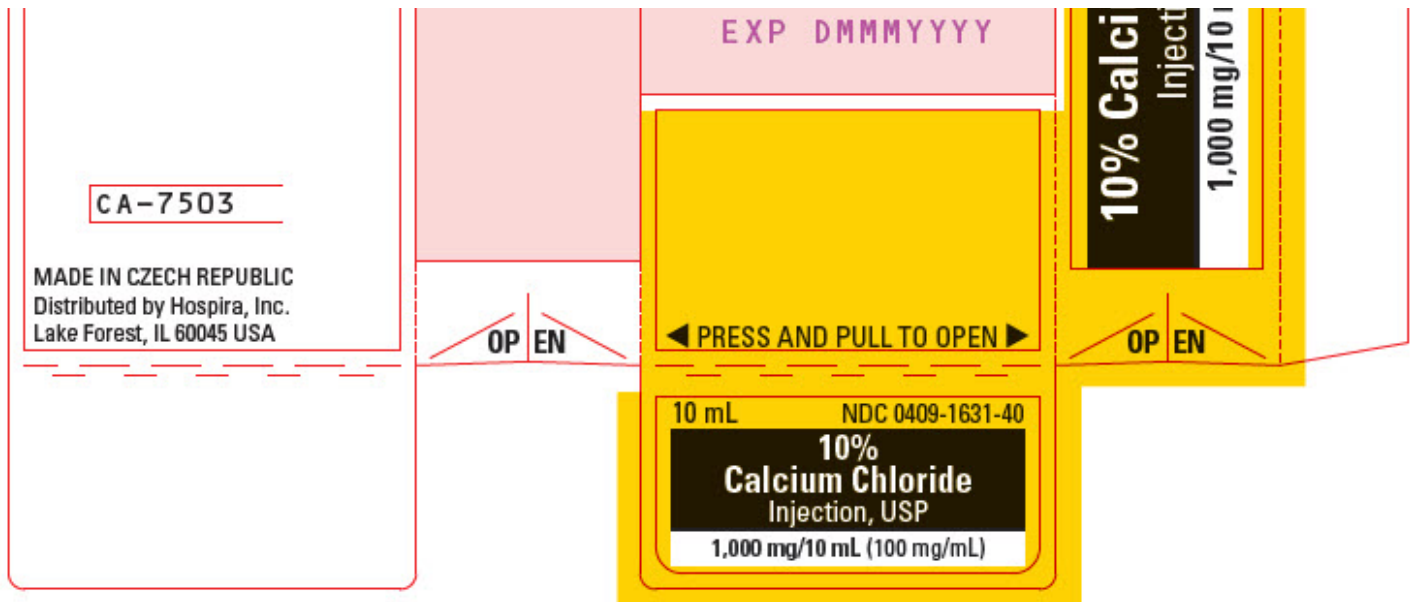
PRESS AND PULL TO OPEN

OP EN

Each mL contains calcium chloride, dihydrate 100 mg, 27 mg (1.4 mEq) Ca<sup>++</sup>/mL. May contain hydrochloric acid and/or sodium hydroxide for pH adjustment. pH (5.5 to 7.5). 2.04 mOsmol/mL (calc.). Medication and fluid path are sterile and nonpyrogenic if protective cover is undisturbed and package is intact.

Single-dose syringe. Discard unused portion. For intravenous use only. Administer by slow intravenous injection only (not to exceed 1 mL/minute). Recommended dosage: See insert. Store at 20°C to 25°C (68°F to 77°F); excursions permitted between 15°C and 30°C (59°F and 86°F). [See USP Controlled Room Temperature.]

**um Chloride**  
**ion, USP**  
**mL (100 mg/mL)**



## PRINCIPAL DISPLAY PANEL - 10mL Syringe Label

### CALCIUM CHLORIDE 1 Gram/10 mL

10 mL Single-dose  
NDC 0409-4928-34

**10% CALCIUM CHLORIDE** Inj., USP

**1 Gram** (100 mg/mL)

**1.4 mEq Ca<sup>++</sup>/mL**

For I.V. use. Usual dosage: See insert. Sterile, nonpyrogenic.  
Caution: Do not inject intramuscularly or subcutaneously.

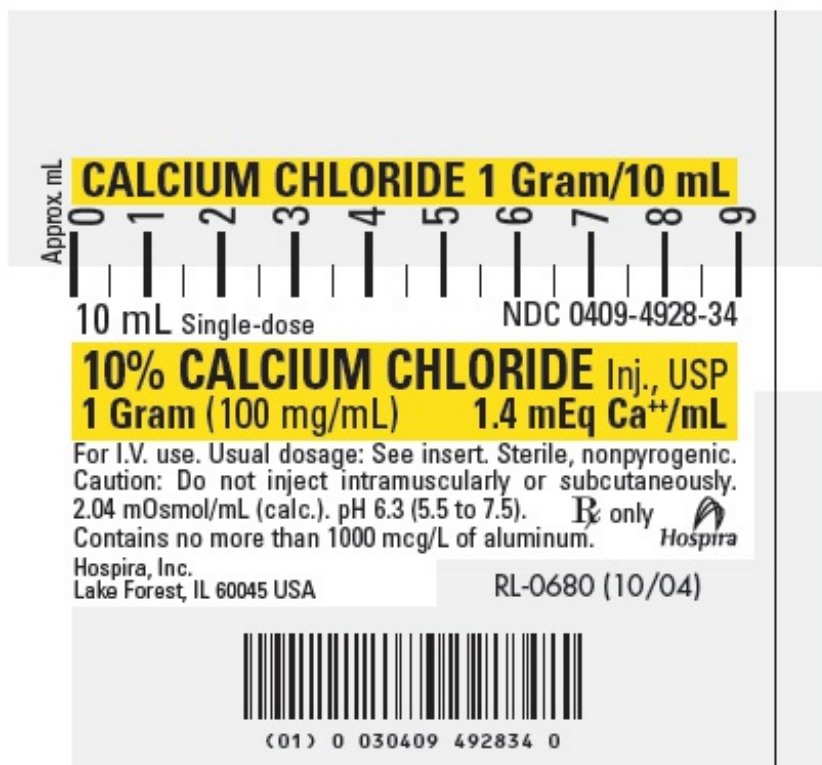
2.04 mOsmol/mL (calc.). pH 6.3 (5.5 to 7.5).  
Contains no more than 1000 mcg/L of aluminum.

**Rx only**

**Hospira**

Hospira, Inc.  
Lake Forest, IL 60045 USA

RL-0680 (10/04)



## PRINCIPAL DISPLAY PANEL - 10mL Syringe Carton

10 mL

NDC 0409-4928-34

**10%**  
**CALCIUM**  
**CHLORIDE**  
**Injection, USP**

**1 gram (100 mg/mL)**  
**represents 27 mg**  
**(1.4 mEq) Ca<sup>++</sup>/mL**

**LifeShield<sup>®</sup>**

Glass  
ABBOJECT<sup>®</sup>  
Unit of Use Syringe

with male luer lock adapter and  
20-Gauge protected needle

**Rx** only

**Hospira**

◀ PRESS AND PULL TO OPEN



**CAUTION:** Liquid in glass. Handle with care. Inspect vial for damage prior to assembly.

**USE ASEPTIC TECHNIQUE**

Do not assemble until ready to use.

1. Remove caps from vial and injector.



2. Insert vial into injector without exerting excessive force. Ensure that vial and injector are properly aligned. Gently rotate vial clockwise (about 3 turns) until medication enters needle. If resistance is encountered, remove vial and repeat procedure.



3. To access green male luer lock adapter, push yellow hood in and then twist counterclockwise.

OR

To access needle, twist and pull yellow hood clockwise to remove hood and green adapter.



4. Apply gentle downward pressure on vial to initiate liquid flow.

**DO NOT APPLY EXCESSIVE FORCE TO VIAL.**

CA-1931 (8/08) Printed in USA

Hospira, Inc.  
Lake Forest, IL 60045 USA

Abboject® is a trademark of the Abbott group of companies.

10% CALCIUM CHLORIDE  
Injection, USP  
1 gram (100 mg/mL)



Each mL contains calcium chloride, dihydrate 100 mg, 1.4 mEq Ca<sup>++</sup>. May contain hydrochloric acid and/or sodium hydroxide for pH adjustment. 2.00 mEq/mL (Calc.) pH 6.3 (5.5 to 7.5). Medication, fluid path and needle are sterile and nonpyrogenic if caps and protective cover are undisturbed and package is intact. To prevent needle stick injuries, needles should not be recapped, purposely bent or broken by hand.

10 mL  
NDC 0409-4928-34  
10%  
CALCIUM CHLORIDE  
Injection, USP  
1 gram (100 mg/mL) Hospira

10 mL NDC 0409-4928-34

**10%  
CALCIUM  
CHLORIDE**  
Injection, USP

1 gram (100 mg/mL)  
represents 27 mg  
(1.4 mEq) Ca<sup>++</sup>/mL

LifeShield®

Glass  
ABBOJECT®  
Unit of Use Syringe

with male luer lock adapter and  
20-Gauge protected needle

Rx only



Sterile, nonpyrogenic. Single-dose unit. Discard unused portion. For intravenous use only. **CAUTION:** This solution must not be injected intramuscularly, subcutaneously or into other body tissues. Usual dosage: See insert. Store at 20 to 25°C (68 to 77°F). [See USP Controlled Room Temperature.]



OPEN ◀ PRESS AND PULL TO OPEN

10 mL NDC 0409-4928-34  
10%  
CALCIUM CHLORIDE  
Injection, USP  
1 gram (100 mg/mL) Hospira

**CALCIUM CHLORIDE**

calcium chloride injection, solution

**Product Information**

<b>Product Type</b>	HUMAN PRESCRIPTION DRUG	<b>Item Code (Source)</b>	NDC:0409-1631
<b>Route of Administration</b>	INTRAVENOUS		

**Active Ingredient/Active Moiety**

Ingredient Name	Basis of Strength	Strength
<b>CALCIUM CHLORIDE</b> (UNII: M410D6V5M) (CALCIUM CATION - UNII:2M83C4R6Z B, CHLORIDE ION - UNII:Q32Z N48698)	CALCIUM CHLORIDE	100 mg in 1 mL

## Inactive Ingredients

Ingredient Name	Strength
<b>WATER</b> (UNII: 059QF0KO0R)	
<b>HYDROCHLORIC ACID</b> (UNII: QTT17582CB)	
<b>SODIUM HYDROXIDE</b> (UNII: 55X04QC32I)	

## Packaging

#	Item Code	Package Description	Marketing Start Date	Marketing End Date
1	NDC:0409-1631-10	10 in 1 CONTAINER	09/14/2005	
1	NDC:0409-1631-40	1 in 1 CARTON		
1		10 mL in 1 SYRINGE, PLASTIC; Type 2: Prefilled Drug Delivery Device/System (syringe, patch, etc.)		

## Marketing Information

Marketing Category	Application Number or Monograph Citation	Marketing Start Date	Marketing End Date
NDA	NDA021117	09/14/2005	

## CALCIUM CHLORIDE

calcium chloride injection, solution

### Product Information

<b>Product Type</b>	HUMAN PRESCRIPTION DRUG	<b>Item Code (Source)</b>	NDC:0409-4928
<b>Route of Administration</b>	INTRAVENOUS, INTRAVENTRICULAR		

### Active Ingredient/Active Moiety

Ingredient Name	Basis of Strength	Strength
<b>CALCIUM CHLORIDE</b> (UNII: M4I0D6VV5M) (CALCIUM CATION - UNII:2M83C4R6ZB, CHLORIDE ION - UNII:Q32ZN48698)	CALCIUM CHLORIDE	100 mg in 1 mL

## Inactive Ingredients

Ingredient Name	Strength
<b>WATER</b> (UNII: 059QF0KO0R)	
<b>HYDROCHLORIC ACID</b> (UNII: QTT17582CB)	
<b>SODIUM HYDROXIDE</b> (UNII: 55X04QC32I)	

## Packaging

#	Item Code	Package Description	Marketing Start Date	Marketing End Date
---	-----------	---------------------	----------------------	--------------------

#	Item Code	Package Description	Marketing Start Date	Marketing End Date
1	NDC:0409-4928-34	10 in 1 CONTAINER	01/24/2006	
1		1 in 1 CARTON		
1		10 mL in 1 SYRINGE; Type 1: Convenience Kit of Co-Package		

## Marketing Information

Marketing Category	Application Number or Monograph Citation	Marketing Start Date	Marketing End Date
Unapproved drug other		01/24/2006	

**Labeler** - Hospira, Inc. (141588017)

## Establishment

Name	Address	ID/FEI	Business Operations
Hospira, Inc.		093132819	ANALYSIS(0409-1631, 0409-4928) , MANUFACTURE(0409-1631, 0409-4928) , PACK(0409-1631, 0409-4928) , LABEL(0409-1631, 0409-4928)

## Establishment

Name	Address	ID/FEI	Business Operations
Hospira Worldwide, LLC		963711309	ANALYSIS(0409-1631)

Revised: 5/2023

Hospira, Inc.