

NPLATE- romiplostim injection, powder, lyophilized, for solution

Amgen Inc

HIGHLIGHTS OF PRESCRIBING INFORMATION

These highlights do not include all the information needed to use NPLATE safely and effectively. See full prescribing information for NPLATE.

NPLATE® (romiplostim) for injection, for subcutaneous use
Initial U.S. Approval: 2008

-----RECENT MAJOR CHANGES-----

Dosage and Administration (2.3)

02/2022

-----INDICATIONS AND USAGE-----

Nplate is a thrombopoietin receptor agonist indicated for the treatment of thrombocytopenia in:

- Adult patients with immune thrombocytopenia (ITP) who have had an insufficient response to corticosteroids, immunoglobulins, or splenectomy. (1.1)
- Pediatric patients 1 year of age and older with ITP for at least 6 months who have had an insufficient response to corticosteroids, immunoglobulins, or splenectomy. (1.1)

Nplate is indicated to increase survival in adults and in pediatric patients (including term neonates) acutely exposed to myelosuppressive doses of radiation (Hematopoietic Syndrome of Acute Radiation Syndrome [HS-ARS]). (1.2)

Limitations of Use:

- Nplate is not indicated for the treatment of thrombocytopenia due to myelodysplastic syndrome (MDS) or any cause of thrombocytopenia other than ITP.
- Nplate should be used only in patients with ITP whose degree of thrombocytopenia and clinical condition increases the risk for bleeding.
- Nplate should not be used in an attempt to normalize platelet counts. (1)

-----DOSAGE AND ADMINISTRATION-----

- Patients with Immune Thrombocytopenia (ITP)
 - Recommended Initial Dose: 1 mcg/kg once weekly as a subcutaneous injection. Adjust dose based on platelet response. (2.1)
- Patients acutely exposed to myelosuppressive doses of radiation
 - Recommended Dose: 10 mcg/kg administered once as a subcutaneous injection. Administer the dose as soon as possible after suspected or confirmed exposure to myelosuppressive doses of radiation. (2.2)
- See Full Prescribing Information for instructions on reconstitution, preparation, and administration. (2.3)

-----DOSAGE FORMS AND STRENGTHS-----

- For injection: 125 mcg, 250 mcg or 500 mcg of romiplostim as a lyophilized powder in single-dose vials. (3)

-----CONTRAINDICATIONS-----

None (4)

-----WARNINGS AND PRECAUTIONS-----

- In some patients with MDS, Nplate increases blast cell counts and increases the risk of progression to acute myelogenous leukemia. (5.1)
- Thrombotic/thromboembolic complications may result from increases in platelet counts with Nplate use. Portal vein thrombosis has been reported in patients with chronic liver disease receiving Nplate. (5.2)
- If severe thrombocytopenia develops during Nplate treatment, assess patients for the formation of neutralizing antibodies. (5.3)

-----ADVERSE REACTIONS-----

- In adult patients, the most common adverse reactions (\geq 5% higher patient incidence in Nplate versus placebo) are arthralgia, dizziness, insomnia, myalgia, pain in extremity, abdominal pain, shoulder pain,

dyspepsia, and paresthesia. Headache was the most commonly reported adverse reaction that did not occur at $\geq 5\%$ higher patient incidence in Nplate versus placebo. (6.1)

- In pediatric patients, the most common adverse reactions ($\geq 25\%$) are: contusion, upper respiratory tract infection, and oropharyngeal pain. (6.1)

To report SUSPECTED ADVERSE REACTIONS, contact Amgen Inc. at 1-800-77-AMGEN (1-800-772-6436) or FDA at 1-800-FDA-1088 or www.fda.gov/medwatch.

----- **USE IN SPECIFIC POPULATIONS** -----

- Pregnancy: May cause fetal harm. (8.1)
- Lactation: Advise not to breastfeed. (8.2)

See 17 for PATIENT COUNSELING INFORMATION and Medication Guide.

Revised: 2/2022

FULL PRESCRIBING INFORMATION: CONTENTS*

1 INDICATIONS AND USAGE

- 1.1 Patients with Immune Thrombocytopenia (ITP)
- 1.2 Patients with Hematopoietic Syndrome of Acute Radiation Syndrome

2 DOSAGE AND ADMINISTRATION

- 2.1 Patients with Immune Thrombocytopenia (ITP)
- 2.2 Patients with Hematopoietic Syndrome of Acute Radiation Syndrome
- 2.3 Preparation and Administration

3 DOSAGE FORMS AND STRENGTHS

4 CONTRAINDICATIONS

5 WARNINGS AND PRECAUTIONS

- 5.1 Risk of Progression of Myelodysplastic Syndromes to Acute Myelogenous Leukemia
- 5.2 Thrombotic/Thromboembolic Complications
- 5.3 Loss of Response to Nplate

6 ADVERSE REACTIONS

- 6.1 Clinical Trials Experience
- 6.2 Postmarketing Experience
- 6.3 Immunogenicity

7 DRUG INTERACTIONS

8 USE IN SPECIFIC POPULATIONS

- 8.1 Pregnancy
- 8.2 Lactation
- 8.4 Pediatric Use
- 8.5 Geriatric Use

10 OVERDOSAGE

11 DESCRIPTION

12 CLINICAL PHARMACOLOGY

- 12.1 Mechanism of Action
- 12.2 Pharmacodynamics
- 12.3 Pharmacokinetics

13 NONCLINICAL TOXICOLOGY

- 13.1 Carcinogenesis, Mutagenesis, Impairment of Fertility
- 13.2 Animal Toxicology and/or Pharmacology

14 CLINICAL STUDIES

14.1 Adults with ITP

14.2 Pediatric Patients with ITP

14.3 Patients with Hematopoietic Syndrome of Acute Radiation Syndrome

16 HOW SUPPLIED/STORAGE AND HANDLING

17 PATIENT COUNSELING INFORMATION

* Sections or subsections omitted from the full prescribing information are not listed.

FULL PRESCRIBING INFORMATION

1 INDICATIONS AND USAGE

1.1 Patients with Immune Thrombocytopenia (ITP)

Nplate is indicated for the treatment of thrombocytopenia in:

- Adult patients with immune thrombocytopenia (ITP) who have had an insufficient response to corticosteroids, immunoglobulins, or splenectomy.
- Pediatric patients 1 year of age and older with ITP for at least 6 months who have had an insufficient response to corticosteroids, immunoglobulins, or splenectomy.

1.2 Patients with Hematopoietic Syndrome of Acute Radiation Syndrome

Nplate is indicated to increase survival in adults and in pediatric patients (including term neonates) acutely exposed to myelosuppressive doses of radiation [see *Clinical Studies (14.3)*].

Limitations of Use:

- Nplate is not indicated for the treatment of thrombocytopenia due to myelodysplastic syndrome (MDS) or any cause of thrombocytopenia other than ITP [see *Warnings and Precautions (5.1)*].
- Nplate should be used only in patients with ITP whose degree of thrombocytopenia and clinical condition increases the risk for bleeding.
- Nplate should not be used in an attempt to normalize platelet counts [see *Warnings and Precautions (5.2)*].

2 DOSAGE AND ADMINISTRATION

2.1 Patients with Immune Thrombocytopenia (ITP)

Use the lowest dose of Nplate to achieve and maintain a platelet count $\geq 50 \times 10^9/L$ as necessary to reduce the risk for bleeding. Administer Nplate as a weekly subcutaneous injection with dose adjustments based upon the platelet count response.

The prescribed Nplate dose may consist of a very small volume (e.g., 0.15 mL). Administer Nplate only with a syringe that contains 0.01 mL graduations.

Discontinue Nplate if the platelet count does not increase to a level sufficient to avoid clinically important bleeding after 4 weeks of Nplate therapy at the maximum weekly dose of 10 mcg/kg [see *Warnings and Precautions (5.3)*].

Obtain complete blood counts (CBCs), including platelet counts, weekly during the dose

adjustment phase of Nplate therapy and then monthly following establishment of a stable Nplate dose. Obtain CBCs, including platelet counts, weekly for at least 2 weeks following discontinuation of Nplate.

For Adult Patients with ITP

The initial dose of Nplate is 1 mcg/kg. Actual body weight at initiation of treatment should always be used when calculating the initial dose. In adults, future dose adjustments are based on changes in platelet counts only.

Adjust the weekly dose of Nplate by increments of 1 mcg/kg until the patient achieves a platelet count $\geq 50 \times 10^9/L$ as necessary to reduce the risk for bleeding; do not exceed a maximum weekly dose of 10 mcg/kg. In clinical studies, most adult patients who responded to Nplate achieved and maintained platelet counts $\geq 50 \times 10^9/L$ with a median dose of 2-3 mcg/kg.

Adjust the dose as follows for adult patients:

- If the platelet count is $< 50 \times 10^9/L$, increase the dose by 1 mcg/kg.
- If platelet count is $> 200 \times 10^9/L$ and $\leq 400 \times 10^9/L$ for 2 consecutive weeks, reduce the dose by 1 mcg/kg.
- If platelet count is $> 400 \times 10^9/L$, do not dose. Continue to assess the platelet count weekly. After the platelet count has fallen to $< 200 \times 10^9/L$, resume Nplate at a dose reduced by 1 mcg/kg.

For Pediatric Patients with ITP

The initial dose of Nplate is 1 mcg/kg. Actual body weight at initiation of treatment should always be used when calculating initial dose. In pediatric patients, future dose adjustments are based on changes in platelet counts and changes in body weight. Reassessment of body weight is recommended every 12 weeks.

Adjust the weekly dose of Nplate by increments of 1 mcg/kg until the patient achieves a platelet count $\geq 50 \times 10^9/L$ as necessary to reduce the risk for bleeding; do not exceed a maximum weekly dose of 10 mcg/kg. In a pediatric placebo-controlled clinical study, the median of the most frequent dose of Nplate received by patients during weeks 17 through 24 was 5.5 mcg/kg.

Adjust the dose as follows for pediatric patients:

- If the platelet count is $< 50 \times 10^9/L$, increase the dose by 1 mcg/kg.
- If platelet count is $> 200 \times 10^9/L$ and $\leq 400 \times 10^9/L$ for 2 consecutive weeks, reduce the dose by 1 mcg/kg.
- If platelet count is $> 400 \times 10^9/L$, do not dose. Continue to assess the platelet count weekly. After the platelet count has fallen to $< 200 \times 10^9/L$, resume Nplate at a dose reduced by 1 mcg/kg.

2.2 Patients with Hematopoietic Syndrome of Acute Radiation Syndrome

For Adult and Pediatric Patients (including term neonates)

The recommended dose of Nplate is 10 mcg/kg administered once as a subcutaneous injection. Administer the dose as soon as possible after suspected or confirmed exposure to radiation levels greater than 2 gray (Gy).

Administer Nplate regardless of whether a complete blood count (CBC) can be obtained. Estimate a patient's absorbed whole body radiation dose (i.e., level of radiation exposure) based on information from public health authorities, biodosimetry if available,

or clinical findings such as time to onset of vomiting or lymphocyte depletion kinetics.

2.3 Preparation and Administration

To mitigate against medication errors (both overdose and underdose), ensure that these preparation and administration instructions are followed. Use aseptic technique. Only administer subcutaneously [see *Overdosage (10)*].

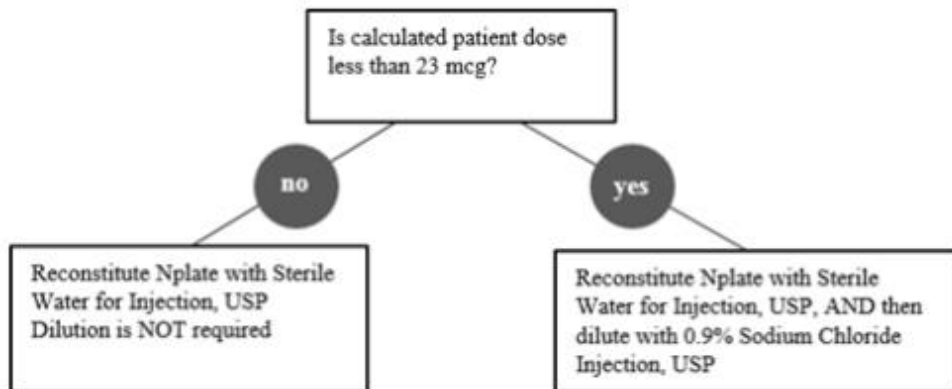
Nplate is supplied in single-dose vials as a sterile, preservative-free, white lyophilized powder that must be reconstituted as outlined in Table 1 and administered using a syringe with 0.01 mL graduations.

Calculation of Patient Dose

Multiply the patient's weight (kg) by the prescribed dose to obtain the Calculated Patient Dose.

$\text{Calculated Patient Dose (mcg)} = \text{Weight (kg)} \times \text{Prescribed dose (mcg/kg)}$
--

Reconstitution and Dilution of Nplate Single-Dose Vials



Reconstitute Nplate with Sterile Water for Injection, USP. **Do not** reconstitute or dilute with Bacteriostatic Water for Injection, USP or dilute with Bacteriostatic Sodium Chloride Injection, USP. If the Calculated Patient Dose is less than 23 mcg, dilution with 0.9% Sodium Chloride Injection, USP is required to reduce the concentration of Nplate (see Table 1). This reduced concentration allows for low-doses to be accurately calculated, and consistently measured with a 0.01 mL graduated syringe.

Table 1. Reconstitution and Dilution of Nplate Single-Dose Vials

Calculated Patient Dose	Strength*	Reconstitute with Sterile Water†	Dilute with Normal Saline‡	Final Concentration
Calculated Dose greater than or equal to 23 mcg	125 mcg	0.44 mL	Not Required	500 mcg/mL
	250 mcg	0.72 mL	Not Required	
	500 mcg	1.2 mL	Not Required	

Calculated Dose less than 23 mcg	125 mcg	0.44 mL	1.38 mL	125 mcg/mL
	250 mcg	0.72 mL	2.25 mL	
	500 mcg	1.2 mL	3.75 mL	

* Vial contains overfill to ensure delivery of labeled vial strength.

† Add Sterile Water for Injection, USP directly to the vial.

‡ Add 0.9% Sodium Chloride Injection, USP directly to the vial.

Gently swirl and invert the vial to reconstitute. Avoid excess or vigorous agitation: **DO NOT SHAKE**. Generally, dissolution of Nplate takes less than 2 minutes. The reconstituted Nplate solution should be clear and colorless. Visually inspect the reconstituted solution for particulate matter and/or discoloration. Do not administer Nplate if particulate matter and/or discoloration is observed.

Calculate Volume to Administer by dividing the Calculated Patient Dose (mcg) by the final concentration of prepared solution. See Table 2 for final concentrations.

Table 2. Administration of Prepared Nplate Solution

Calculated Patient Dose	Final Concentration	Volume to Administer (mL)
Calculated Dose greater than or equal to 23 mcg	500 mcg/mL	= Calculated Patient Dose / 500 mcg/mL
Calculated Dose less than 23 mcg	125 mcg/mL	= Calculated Patient Dose / 125 mcg/mL

Administration of Prepared Nplate Solution

Administer Nplate only using a syringe with 0.01 mL graduations for accurate dosage. Round volume to the nearest hundredth mL. Verify that the syringe contains the correct dosage.

Discard any unused portion. **Do not** pool unused portions from the vials. **Do not** administer more than one dose from a vial.

Storage of Reconstituted Solution

Reconstituted product with Sterile Water for Injection, USP that has not been further diluted can remain in the original vial at room temperature 25°C (77°F) or be refrigerated at 2°C to 8°C (36°F to 46°F) for up to 24 hours following reconstitution. Reconstituted product with Sterile Water for Injection, USP may be held in a syringe at room temperature 25°C (77°F) for a maximum of 4 hours following reconstitution. Protect product from light. Do not shake.

Storage of Diluted solution (after initial reconstitution)

Reconstituted and further diluted product with 0.9% Sodium Chloride Injection, USP can be held in a syringe at room temperature 25°C (77°F) or in the original vial refrigerated at 2°C to 8°C (36°F to 46°F) for no longer than 4 hours prior to administration. Protect product from light. Do not shake.

3 DOSAGE FORMS AND STRENGTHS

For injection: 125 mcg, 250 mcg or 500 mcg of Nplate as a sterile, lyophilized, solid white powder in single-dose vials.

4 CONTRAINDICATIONS

None.

5 WARNINGS AND PRECAUTIONS

5.1 Risk of Progression of Myelodysplastic Syndromes to Acute Myelogenous Leukemia

Progression from myelodysplastic syndromes (MDS) to acute myelogenous leukemia (AML) has been observed in adult clinical trials with Nplate.

A randomized, double-blind, placebo-controlled trial enrolling adult patients with severe thrombocytopenia and International Prognostic Scoring System (IPSS) low or intermediate-1 risk MDS was terminated due to more cases of AML observed in the Nplate arm. This trial consisted of a 58-week study period with a 5-year long-term follow-up phase. The patients were randomized 2:1 to treatment with Nplate or placebo (167 Nplate, 83 placebo). During the 58-week study period, progression to AML occurred in 10 (6.0%) patients in the Nplate arm and 4 (4.8%) patients in the placebo arm (hazard ratio [95%CI] = 1.20 [0.38, 3.84]). Of the 250 patients, 210 (84.0%) entered the long-term follow-up phase of this study. With 5-years of follow-up, 29 (11.6%) patients showed progression to AML, including 20/168 (11.9%) patients in the Nplate arm versus 9/82 (11.0%) patients in the placebo arm (HR [95% CI] = 1.06 [0.48, 2.33]). The incidence of death (overall survival) was 55.7% (93/167) in the Nplate arm versus 54.2% (45/83) in the placebo arm (HR [95% CI] = 1.03 [0.72, 1.47]). In the baseline low IPSS group, there was a higher incidence of death in the Nplate arm [41.3% (19/46)] compared to the placebo arm [30.4% (7/23)] (HR [95% CI] = 1.59 [0.67, 3.80]).

In a single-arm trial of Nplate given to 72 patients with thrombocytopenia-related MDS, 8 (11.1%) patients were reported as having possible disease progression, of which 3 (4.2%) had confirmation of AML during follow-up. In addition, in 3 (4.2%) patients, increased peripheral blood blast cell counts decreased to baseline after discontinuation of Nplate.

Nplate is not indicated for the treatment of thrombocytopenia due to MDS or any cause of thrombocytopenia other than ITP.

5.2 Thrombotic/Thromboembolic Complications

Thrombotic/thromboembolic complications may result from increases in platelet counts with Nplate use secondary to drug-induced thrombocytosis, regardless of the underlying disease. There is insufficient evidence to establish a relationship between maximum platelet threshold and risk of thrombotic/thromboembolic complications. Portal vein thrombosis has been reported in patients with chronic liver disease receiving Nplate.

In patients with ITP, to minimize the risk for thrombotic/thromboembolic complications, do not use Nplate in an attempt to normalize platelet counts. Follow the dose adjustment guidelines [see *Dosage and Administration* (2.1)].

In the absence of myelosuppression induced by acute exposure to radiation, Nplate administration might cause excessive increases in platelet counts and may cause thrombotic and thromboembolic complications [see *Clinical Pharmacology (12.2)*].

5.3 Loss of Response to Nplate

Hyporesponsiveness or failure to maintain a platelet response with Nplate should prompt a search for causative factors, including neutralizing antibodies to Nplate [see *Adverse Reactions (6.3)*]. To detect antibody formation, submit blood samples to Amgen (1-800-772-6436). Amgen will assay these samples for antibodies to Nplate and thrombopoietin (TPO). Discontinue Nplate if the platelet count does not increase to a level sufficient to avoid clinically important bleeding after 4 weeks at the highest weekly dose of 10 mcg/kg.

6 ADVERSE REACTIONS

The following clinically significant adverse reactions are discussed in greater detail in other sections:

- Progression of Myelodysplastic Syndromes [see *Warnings and Precautions (5.1)*]
- Thrombotic/Thromboembolic Complications [see *Warnings and Precautions (5.2)*]
- Loss of Response to Nplate [see *Warnings and Precautions (5.3)*]

6.1 Clinical Trials Experience

Because clinical trials are conducted under widely varying conditions, adverse reaction rates observed in the clinical trials of a drug cannot be directly compared to rates in the clinical trials of another drug and may not reflect the rates observed in practice.

Adults

The data described below reflect Nplate exposure to 271 adult patients with ITP, aged 18 to 88, of whom 62% were female. Nplate was studied in two randomized, placebo-controlled, double-blind studies that were identical in design, with the exception that Study 1 evaluated nonsplenectomized patients with ITP and Study 2 evaluated splenectomized patients with ITP. Data are also reported from an open-label, single-arm study in which patients received Nplate over an extended period of time. Overall, Nplate was administered to 114 patients for at least 52 weeks and 53 patients for at least 96 weeks.

In the placebo-controlled studies, headache was the most commonly reported adverse drug reaction, occurring in 35% of patients receiving Nplate and 32% of patients receiving placebo. For those patients receiving Nplate, 14 (48%) of headaches were mild, 9 (31%) were moderate, and 6 (21%) were severe. Table 3 presents adverse drug reactions from Studies 1 and 2 with a $\geq 5\%$ higher patient incidence in Nplate versus placebo.

Table 3. Adverse Reactions Identified in Two Placebo-Controlled Studies

Adverse Reactions by Body System	Nplate (%) (n=84)	Placebo (%) (n=41)
Musculoskeletal and Connective Tissue Disorders		
Arthralgia	22 (26%)	8 (20%)

Myalgia	12 (14%)	1 (2%)
Pain in Extremity	11 (13%)	2 (5%)
Shoulder Pain	7 (8%)	0
<u>Nervous System Disorders</u>		
Dizziness	14 (17%)	0
Paresthesia	5 (6%)	0
<u>Psychiatric Disorders</u>		
Insomnia	13 (16%)	3 (7%)
<u>Gastrointestinal Disorders</u>		
Abdominal pain	9 (11%)	0
Dyspepsia	6 (7%)	0

MedDRA version 9 is used.

Among 291 adult patients with ITP who received Nplate in the single-arm extension study, the incidence rates of the adverse reactions occurred in a pattern similar to those reported in the placebo-controlled clinical studies.

The safety profile of Nplate was similar across patients, regardless of ITP duration. The following adverse reactions (at least 5% incidence and at least 5% more frequent with Nplate compared with placebo or standard of care) occurred in Nplate patients with ITP duration up to 12 months: bronchitis, sinusitis, vomiting, arthralgia, myalgia, headache, dizziness, diarrhea, upper respiratory tract infection, cough, nausea and oropharyngeal pain. The adverse reaction of thrombocytosis occurred with an incidence of 2% in adults with ITP duration up to 12 months.

Bone Marrow Reticulin Formation and Collagen Fibrosis

Nplate administration may increase the risk for development or progression of reticulin fiber formation within the bone marrow. This formation may improve upon discontinuation of Nplate. In a clinical trial, one patient with ITP and hemolytic anemia developed marrow fibrosis with collagen during Nplate therapy. An open-label clinical trial prospectively evaluated changes in bone marrow reticulin formation and collagen fibrosis in adult patients with ITP treated with Nplate or a non-US approved romiplostim product. Patients were administered romiplostim by SC injection once weekly for up to 3 years. Based on cohort assignment at time of study enrollment, patients were evaluated for bone marrow reticulin and collagen at year 1 (cohort 1), year 2 (cohort 2), or year 3 (cohort 3) in comparison to the baseline bone marrow at start of the trial. Patients were evaluated for bone marrow reticulin formation and collagen fibrosis using the modified Bauermeister grading scale. From the total of 169 patients enrolled in the 3 cohorts, 132 (78%) patients were evaluable for bone marrow collagen fibrosis and 131 (78%) patients were evaluable for bone marrow reticulin formation. Two percent (2/132) of patients (both from cohort 3) developed Grade 4 findings (presence of collagen). There was no detectable bone marrow collagen in one patient on repeat testing 12 weeks after discontinuation of romiplostim. Progression of bone marrow reticulin formation (increase greater than or equal to 2 grades or more) or an increase to Grade 4 (presence of collagen) was reported in 7% (9/131) of patients.

Pediatric Patients

The data described below reflect median exposure to Nplate of 168 days for 59 pediatric patients (aged 1 to 17 years) with ITP for at least 6 months, of whom 47.5% were female, across the randomized phase of two placebo-controlled trials. Table 4 presents

the most common adverse reactions experienced by at least 5% of the pediatric patients (1 year and older) receiving Nplate across the two placebo-controlled trials with at least a 5% higher incidence in patients who received Nplate compared to those who received placebo.

Table 4. Common Adverse Reactions ($\geq 5\%$ Incidence and $\geq 5\%$ More Frequent on the Nplate Arm) from Two Placebo-Controlled Trials in Pediatric Patients with ITP for at least 6 months

Adverse Reactions by Body System	Nplate (%) (N = 59)	Placebo (%) (N = 24)
<u>Infections and Infestations</u>		
Upper Respiratory Tract Infection	18 (31%)	6 (25%)
Ear Infection	3 (5%)	0
Gastroenteritis	3 (5%)	0
Sinusitis	3 (5%)	0
<u>Respiratory, Thoracic and Mediastinal Disorders</u>		
Oropharyngeal Pain	15 (25%)	1 (4%)
<u>Gastrointestinal Disorders</u>		
Diarrhea	12 (20%)	3 (13%)
Abdominal Pain Upper	8 (14%)	1 (4%)
<u>Skin and Subcutaneous Tissue Disorders</u>		
Rash	9 (15%)	2 (8%)
Purpura	4 (7%)	0
Urticaria	3 (5%)	0
<u>General Disorders and Administration Site Conditions</u>		
Pyrexia	14 (24%)	2 (8%)
Peripheral Swelling	4 (7%)	0
<u>Injury, Poisoning and Procedural Complications</u>		
Contusion	24 (41%)	8 (33%)

MedDRA version 20.1 is used.

In pediatric patients of age ≥ 1 year receiving Nplate for ITP, adverse reactions with an incidence of $\geq 25\%$ in the two randomized trials were: contusion (41%), upper respiratory tract infection (31%), and oropharyngeal pain (25%).

Among 203 pediatric patients with ITP who received Nplate in a single arm, open-label, long-term (median duration of 3 years on therapy) study, the incidence rates of the adverse reactions occurred in a pattern similar to those reported in the placebo-controlled clinical studies. In this single arm, open-label, long-term study, headache occurred in 78 patients (38%), 3% (n=6) being severe and 1% (n=2) resulting in discontinuation of drug.

Bone Marrow Reticulin Formation and Collagen Fibrosis

The open-label long-term study also evaluated changes in bone marrow reticulin and collagen formation. The modified Bauermeister grading scale was used for both assessments. Based on cohort assignment at the time of study enrollment, patients were evaluated for bone marrow reticulin and collagen at year 1 (cohort 1) or year 2 (cohort 2) in comparison to the baseline bone marrow at the start of the study. From

the total of 79 patients enrolled in the 2 cohorts, 27 (90%) patients in cohort 1 and 36 (73.5%) patients in cohort 2 had evaluable on-study bone marrow biopsies. Increased reticulin fiber formation was reported for 18.5% (5 of 27) of patients in cohort 1 and 47.2% (17 of 36) of patients in cohort 2, with a maximum grade of 2. No patients in either cohort developed collagen fibrosis (defined as grade 4) or a bone marrow abnormality that was inconsistent with an underlying diagnosis of ITP.

6.2 Postmarketing Experience

The following adverse reactions have been identified during post approval use of Nplate. Because these reactions are reported voluntarily from a population of uncertain size, it is not always possible to reliably estimate their frequency or establish a causal relationship to drug exposure.

- Erythromelalgia
- Hypersensitivity reactions including angioedema and anaphylaxis

6.3 Immunogenicity

As with all therapeutic proteins, there is a potential for immunogenicity. The detection of antibody formation is highly dependent on the sensitivity and specificity of the assay. Additionally, the observed incidence of antibody (including neutralizing antibody) positivity in an assay may be influenced by several factors including assay methodology, sample handling, timing of sample collection, concomitant medications, and underlying disease. For these reasons, comparison of the incidence of antibodies to Nplate in the studies described below with the incidence of antibodies in other studies or to other products may be misleading. Patients were screened for immunogenicity to romiplostim using a BIAcore-based biosensor immunoassay. This assay is capable of detecting both high- and low-affinity binding antibodies that bind to romiplostim and cross-react with TPO. The samples from patients that tested positive for binding antibodies were further evaluated for neutralizing capacity using a cell-based bioassay.

In adult clinical studies in adult patients with ITP, the incidence of pre-existing antibodies to romiplostim was 3.3% (35/1046) and the incidence of binding antibody development during treatment with Nplate or a non-US approved romiplostim product was 5.7% (60/1046). The incidence of pre-existing antibodies to endogenous TPO was 3% (31/1046) and the incidence of binding antibody development to endogenous TPO during treatment was 3.2% (33/1046). Of the patients with positive binding antibodies that developed to romiplostim or to TPO, four patients had neutralizing activity to romiplostim and none had neutralizing activity to TPO. No apparent correlation was observed between antibody activity and clinical effectiveness or safety.

In pediatric studies, data on antibody formation was collected from 282 patients (20 from early phase studies, 59 from phase 3 studies with duration of 6 months and 203 from a long-term study with median duration of 3 years). The incidence of binding antibodies to Nplate at any time was 9.6% (27/282), of which 2 patients (0.7%) had pre-existing binding non-neutralizing Nplate antibodies at baseline and 11 patients (3.9%) had persistent binding antibody positivity at end of study. Additionally, 2.8% (8/282) developed neutralizing antibodies to Nplate, with 4 patients (1.4%) having persistent neutralizing antibody positivity at end of study, despite discontinuation of Nplate. The incidence of binding antibodies to TPO at any time was 3.9% (11/282), of which 2 patients (0.7%) had pre-existing binding non-neutralizing antibodies to TPO at baseline and 1 patient (0.4%) had binding persistent antibody positivity at end of study. One

patient (0.4%) had a weakly positive postbaseline result for neutralizing antibodies against TPO while on study (with positive non-neutralizing antibodies to Nplate) with a negative result at baseline for both antibodies. The patient showed a transient antibody response for neutralizing antibodies against TPO, with a negative result at the patient's last timepoint tested within the study period after discontinuation of Nplate.

A postmarketing registry study involving patients with thrombocytopenia on Nplate or a non-US approved romiplostim product was conducted to assess the long-term consequences of the anti-romiplostim antibodies. Adult patients who lacked response or lost response to Nplate or a non-US approved romiplostim product were enrolled. The incidence of new binding antibody development was 3.8% (7/184) to romiplostim and 2.2% (4/184) were positive for binding, non-neutralizing antibodies to TPO; two patients were positive for binding antibodies to both romiplostim and TPO. Of the seven patients with positive binding antibodies to romiplostim, one patient (0.5%; 1/184) was positive for neutralizing antibodies to romiplostim only.

Nineteen confirmed pediatric patients were included in the postmarketing registry study. The incidence of binding antibody post treatment was 16% (3/19) to romiplostim, of which 5.3% (1/19) were positive for neutralizing antibodies to romiplostim. There were no antibodies detected to TPO.

Immunogenicity assay results are highly dependent on the sensitivity and specificity of the assay used in detection and may be influenced by several factors, including sample handling, concomitant medications, and underlying disease. For these reasons, comparison of incidence of antibodies to romiplostim with the incidence of antibodies to other products may be misleading.

7 DRUG INTERACTIONS

Nplate may be used with other medical ITP therapies, such as corticosteroids, danazol, azathioprine, intravenous immunoglobulin (IVIG), and anti-D immunoglobulin [*see Clinical Studies (14.1)*].

8 USE IN SPECIFIC POPULATIONS

8.1 Pregnancy

Risk Summary

Based on findings from animal reproduction studies, Nplate may cause fetal harm when administered to a pregnant woman. Available data with Nplate use in pregnant women are insufficient to draw conclusions about any drug-associated risk for major birth defects, miscarriage, or adverse maternal or fetal outcomes. In animal reproduction and developmental toxicity studies, romiplostim crossed the placenta, and adverse fetal effects included thrombocytosis, postimplantation loss, and an increase in pup mortality (*see Data*).

The estimated background risk of major birth defects and miscarriage for the indicated population is unknown. All pregnancies have a background risk of birth defect, loss, or other adverse outcomes. In the U.S. general population, the estimated background risks of major birth defects and miscarriage in clinically recognized pregnancies is 2-4% and 15-20%, respectively.

Data

Animal Data

In rat and rabbit embryo-fetal development toxicity studies, no evidence of fetal harm was observed at romiplostim doses up to 11 times (rats) and 82 times (rabbits) the maximum human dose (MHD) based on systemic exposure (AUC). In mice at doses 5 times the MHD, reductions in maternal body weight and increased postimplantation loss occurred.

In a prenatal and postnatal development study in rats, at doses 11 times the MHD, there was an increase in perinatal pup mortality. Romiplostim crossed the placental barrier in rats and increased fetal platelet counts at clinically equivalent and higher doses.

8.2 Lactation

Risk Summary

There is no information regarding the presence of romiplostim in human milk, the effects on the breastfed child, or the effects on milk production. Maternal IgG is known to be present in human milk. The effects of local gastrointestinal exposure and limited systemic exposure in the breastfed child to romiplostim are unknown. Due to the potential for serious adverse reactions in a breastfed child from Nplate, advise women not to breastfeed during treatment with Nplate.

8.4 Pediatric Use

Safety and effectiveness have been established in pediatric patients age 1 year and older with ITP for at least 6 months evaluated in two randomized, placebo-controlled studies. Long-term safety in the same population using Nplate for a median duration of 3 years was also evaluated in a single arm, open-label study [see *Adverse Reactions (6.1)*, *Clinical Studies (14.2)*].

The pharmacokinetics of romiplostim have been evaluated in pediatric patients 1 year and older with ITP [see *Clinical Pharmacology (12.3)*]. See *Dosage and Administration (2.1)* for dosing recommendations for pediatric patients 1 year and older.

The safety and efficacy of Nplate in pediatric patients younger than 1 year with ITP have not been established. Serum concentrations of romiplostim in pediatric patients with ITP were within the range observed in adult patients with ITP receiving the same dose range of romiplostim.

The use of Nplate to increase survival in pediatric patients (including term neonates) acutely exposed to myelosuppressive doses of radiation is based on efficacy studies conducted in adult animals. Efficacy studies of Nplate could not be conducted in humans with acute radiation syndrome for ethical and feasibility reasons. A similar response to romiplostim is expected in the pediatric and adult patients based on the mechanism of action of the drug and pharmacokinetics of romiplostim in pediatric patients 1 year and older with ITP [see *Dosage and Administration (2.2)* and *Clinical Pharmacology (12.3)*].

8.5 Geriatric Use

Of the 271 patients who received Nplate in ITP clinical studies, 55 (20%) were age 65 and over, and 27 (10%) were 75 and over. No overall differences in safety or efficacy have been observed between older and younger patients in the placebo-controlled studies, but greater sensitivity of some older individuals cannot be ruled out. In general, dose adjustment for an elderly patient should be cautious, reflecting the greater frequency of decreased hepatic, renal, or cardiac function, and of concomitant disease

or other drug therapy.

10 OVERDOSAGE

Overdoses due to medication errors have been reported in patients receiving Nplate. In the event of overdose, platelet counts may increase excessively and result in thrombotic/thromboembolic complications. In this case, discontinue Nplate and monitor platelet counts. Reinitiate treatment with Nplate in accordance with dosing and administration recommendations [see *Dosage and Administration (2.1, 2.3)*].

11 DESCRIPTION

Romiplostim is a thrombopoietin receptor agonist (TPO-RA). Romiplostim, a member of the TPO mimetic class, is an Fc-peptide fusion protein (peptibody). The peptibody molecule contains two identical single-chain subunits, each consisting of human immunoglobulin IgG1 Fc domain, covalently linked at the C-terminus to a peptide containing two thrombopoietin receptor-binding domains. Romiplostim has no amino acid sequence homology to endogenous TPO. Romiplostim is produced by recombinant DNA technology in *Escherichia coli* (*E. coli*).

Nplate (romiplostim) for injection is supplied as a sterile, preservative-free, lyophilized, solid white powder for subcutaneous use. Nplate is supplied as either 125 mcg per vial, 250 mcg per vial or 500 mcg per vial of romiplostim and requires reconstitution with Sterile Water for Injection to obtain a concentration of 500 mcg/mL.

Each single-dose 125 mcg vial of Nplate contains the following: 125 mcg of romiplostim, L-histidine (0.7 mg), mannitol (18 mg), polysorbate 20 (0.02 mg), sucrose (9 mg), and sufficient HCl to adjust the pH to a target of 5. Reconstitution with 0.44 mL of Sterile Water for Injection provides a resulting concentration of 125 mcg/0.25 mL.

Each single-dose 250 mcg vial of Nplate contains the following: 250 mcg romiplostim, L-histidine (1.2 mg), mannitol (30 mg), polysorbate 20 (0.03 mg), sucrose (15 mg), and sufficient HCl to adjust the pH to a target of 5. Reconstitution with 0.72 mL of Sterile Water for Injection provides a resulting concentration of 250 mcg/0.5 mL.

Each single-dose 500 mcg vial of Nplate contains the following: 500 mcg romiplostim, L-histidine (1.9 mg), mannitol (50 mg), polysorbate 20 (0.05 mg), sucrose (25 mg), and sufficient HCl to adjust the pH to a target of 5. Reconstitution with 1.2 mL of Sterile Water for Injection provides a resulting concentration of 500 mcg/mL.

12 CLINICAL PHARMACOLOGY

12.1 Mechanism of Action

Nplate increases platelet production through binding and activation of the TPO receptor, a mechanism analogous to endogenous TPO.

12.2 Pharmacodynamics

In clinical studies, treatment with Nplate resulted in dose-dependent increases in platelet counts. After a single subcutaneous dose of 1 to 10 mcg/kg Nplate in patients with ITP, the peak platelet count was 1.3 to 14.9 times greater than the baseline platelet count over a 2- to 3-week period. The platelet counts were above $50 \times 10^9/L$ for seven out of

eight patients with ITP who received six weekly doses of Nplate at 1 mcg/kg.

In a clinical study, peak platelet count increased 4.7 to 7.3 fold (mean: 5.8 fold) above baseline values in healthy adults (n = 4) administered a single 10 mcg/kg IV dose of Nplate.

Results from population modeling and simulation indicate that a single 10 mcg/kg subcutaneous dose of Nplate would result in clinically relevant effects on incidence rate and duration of severe thrombocytopenia in patients acutely exposed to myelosuppressive doses of radiation.

12.3 Pharmacokinetics

Patients with Immune Thrombocytopenia (ITP)

In the long-term extension study in adult patients with ITP receiving weekly treatment of Nplate subcutaneously, the pharmacokinetics of romiplostim over the dose range of 3 to 15 mcg/kg indicated that peak serum concentrations of romiplostim were observed about 7 to 50 hours post dose (median: 14 hours) with half-life values ranging from 1 to 34 days (median: 3.5 days). The serum concentrations varied among patients and did not correlate with the dose administered. The elimination of serum romiplostim is in part dependent on the TPO receptor on platelets. As a result, for a given dose, patients with high platelet counts are associated with low serum concentrations and vice versa. In another ITP clinical study, no accumulation in serum concentrations was observed (n = 4) after six weekly doses of Nplate (3 mcg/kg). The accumulation at higher doses of romiplostim is unknown.

Patients Acutely Exposed to Myelosuppressive Doses of Radiation

The pharmacokinetics of romiplostim is not available in patients acutely exposed to myelosuppressive doses of radiation.

Specific Populations

Pediatric Patients

Serum concentrations of romiplostim in pediatric patients with ITP were within the range observed in adult patients with ITP receiving the same dose range of romiplostim. Similar to adults with ITP, romiplostim pharmacokinetics are highly variable in pediatric patients with ITP.

13 NONCLINICAL TOXICOLOGY

13.1 Carcinogenesis, Mutagenesis, Impairment of Fertility

The carcinogenic potential of romiplostim has not been evaluated. The mutagenic potential of romiplostim has not been evaluated. Romiplostim had no effect on the fertility of rats at doses up to 37 times the MHD based on systemic exposure.

13.2 Animal Toxicology and/or Pharmacology

In a 4-week repeat-dose toxicity study in which rats were dosed subcutaneously three times per week, romiplostim caused extramedullary hematopoiesis, bone hyperostosis, and marrow fibrosis at clinically equivalent and higher doses. In this study, these findings were not observed in animals after a 4-week post treatment recovery period. Studies of long-term treatment with romiplostim in rats have not been conducted;

therefore, it is not known if the fibrosis of the bone marrow is reversible in rats after long-term treatment.

14 CLINICAL STUDIES

14.1 Adults with ITP

The safety and efficacy of Nplate in adults with ITP were assessed in two double-blind, placebo-controlled clinical studies, an open-label single-arm study, and in an open-label extension study.

Studies 1 (NCT00102336) and 2 (NCT00102323)

In Studies 1 and 2, patients with ITP who had completed at least one prior treatment and had a platelet count of $\leq 30 \times 10^9/L$ prior to study entry were randomized (2:1) to 24 weeks of Nplate (1 mcg/kg subcutaneous [SC]) or placebo. The median time since ITP diagnosis for Studies 1 and 2 was 2.1 years (range 0.1 to 31.6) and 8 years (range 0.6 to 44.8), respectively. Prior ITP treatments in both study groups included corticosteroids, immunoglobulins, rituximab, cytotoxic therapies, danazol, and azathioprine. Patients already receiving ITP medical therapies at a constant dosing schedule were allowed to continue receiving these medical treatments throughout the studies. Rescue therapies (i.e., corticosteroids, IVIG, platelet transfusions, and anti-D immunoglobulin) were permitted for bleeding, wet purpura, or if the patient was at immediate risk for hemorrhage. Patients received single weekly SC injections of Nplate, with individual dose adjustments to maintain platelet counts ($50 \times 10^9/L$ to $200 \times 10^9/L$).

Study 1 evaluated patients who had not undergone a splenectomy. The patients had been diagnosed with ITP for approximately 2 years and had received a median of three prior ITP treatments. Overall, the median platelet count was $19 \times 10^9/L$ at study entry. During the study, the median weekly Nplate dose was 2 mcg/kg (25th-75th percentile: 1-3 mcg/kg).

Study 2 evaluated patients who had undergone a splenectomy. The patients had been diagnosed with ITP for approximately 8 years and had received a median of six prior ITP treatments. Overall, the median platelet count was $14 \times 10^9/L$ at study entry. During the study, the median weekly Nplate dose was 3 mcg/kg (25th-75th percentile: 2-7 mcg/kg).

Study 1 and 2 outcomes are shown in Table 5. A durable platelet response was the achievement of a weekly platelet count $\geq 50 \times 10^9/L$ for any 6 of the last 8 weeks of the 24-week treatment period in the absence of rescue medication at any time. A transient platelet response was the achievement of any weekly platelet counts $\geq 50 \times 10^9/L$ for any 4 weeks during the treatment period without a durable platelet response. An overall platelet response was the achievement of either a durable or a transient platelet response. Platelet responses were excluded for 8 weeks after receiving rescue medications.

Table 5. Results from Placebo-Controlled Studies^a

Outcomes	Study 1		Study 2	
	Nonsplenectomized Patients	Splenectomized Patients	Nplate Patients	Placebo Patients
	Nplate (n = 41)	Placebo (n = 21)	Nplate (n = 42)	Placebo (n = 21)

Platelet Responses and Rescue Therapy				
Durable Platelet Response, n (%)	25 (61%)	1 (5%)	16 (38%)	0 (0%)
Overall Platelet Response, n (%)	36 (88%)	3 (14%)	33 (79%)	0 (0%)
Number of Weeks with Platelet Counts $\geq 50 \times 10^9/L$, average	15	1	12	0
Requiring Rescue Therapy, n (%)	8 (20%)	13 (62%)	11 (26%)	12 (57%)
Reduction/Discontinuation of Baseline Concurrent ITP Medical Therapy				
Receiving Therapy at Baseline	(n = 11)	(n = 10)	(n = 12)	(n = 6)
Patients Who Had > 25% Dose Reduction in Concurrent Therapy, n (%)	4/11 (36%)	2/10 (20%)	4/12 (33%)	1/6 (17%)
Patients Who Discontinued Baseline Therapy, n (%) ^b	4/11 (36%)	3/10 (30%)	8/12 (67%)	0/6 (0%)

^a All *p* values < 0.05 for platelet response and rescue therapy comparisons between Nplate and placebo.

^b For multiple concomitant baseline therapies, all therapies were discontinued.

In Studies 1 and 2, nine patients reported a serious bleeding event [five (6%) Nplate, four (10%) placebo]. Bleeding events that were Grade 2 severity or higher occurred in 15% of patients treated with Nplate and 34% of patients treated with placebo.

Study 3 (NCT01143038)

Study 3 was a single-arm, open-label study designed to assess the safety and efficacy of Nplate in adult patients who had an insufficient response (platelet count $\leq 30 \times 10^9/L$) to first-line therapy. The study enrolled 75 patients of whom the median age was 39 years (range 19 to 85) and 59% were female.

The median time from ITP diagnosis to study enrollment was 2.2 months (range 0.1 to 6.6). Sixty percent of patients had ITP duration < 3 months and 40% had ITP duration ≥ 3 months. The median platelet count at screening was $20 \times 10^9/L$. Prior ITP treatments included corticosteroids, immunoglobulins and anti-D immunoglobulins. Patients already receiving ITP medical therapies at a constant dosing schedule were allowed to continue receiving these medical treatments throughout the studies. Rescue therapies (i.e., corticosteroids, IVIG, platelet transfusions, anti-D immunoglobulin, dapsone, danazol, and azathioprine) were permitted.

Patients received single weekly SC injections of Nplate over a 12-month treatment period, with individual dose adjustments to maintain platelet counts ($50 \times 10^9/L$ to $200 \times 10^9/L$). During the study, the median weekly Nplate dose was 3 mcg/kg (25th-75th percentile: 2-4 mcg/kg).

Of the 75 patients enrolled in Study 3, 70 (93%) had a platelet response $\geq 50 \times 10^9/L$ during the 12-month treatment period. The mean number of months with platelet response during the 12-month treatment period was 9.2 (95% CI: 8.3, 10.1) months; the median was 11 (95% CI: 10, 11) months. The Kaplan-Meier estimate of the median time to first platelet response was 2.1 weeks (95% CI: 1.1, 3.0). Twenty-four (32%) patients maintained every platelet count $\geq 50 \times 10^9/L$ for at least 6 months in the absence of Nplate and any medication for ITP (concomitant or rescue); the median time to onset of maintaining every platelet count $\geq 50 \times 10^9/L$ for at least 6 months was

27 weeks (range 6 to 57).

Study 4 (NCT00116688) Extension Study

Patients who had completed a prior Nplate study (including Study 1 and Study 2) were allowed to enroll in a long-term open-label extension study. Following Nplate discontinuation in Studies 1 and 2, seven patients maintained platelet counts of $\geq 50 \times 10^9/L$. Among 291 patients who subsequently entered the extension study and received Nplate, platelet counts were increased and sustained regardless of whether they had received Nplate or placebo in the prior placebo-controlled studies. The majority of patients reached a median platelet count of $50 \times 10^9/L$ after receiving one to three doses of Nplate, and these platelet counts were maintained throughout the remainder of the study with a median duration of Nplate treatment of 78 weeks and a maximum duration of 277 weeks.

14.2 Pediatric Patients with ITP

The safety and efficacy of Nplate in pediatric patients 1 year and older with ITP for at least 6 months were assessed in two double-blind, placebo-controlled clinical trials.

Study 5 (NCT01444417)

In Study 5, patients refractory or relapsed after at least one prior ITP therapy with a platelet count $\leq 30 \times 10^9/L$ were stratified by age and randomized (2:1) to receive Nplate (n = 42) or placebo (n = 20). The starting dose for all ages was 1 mcg/kg weekly. Over a 24-week treatment period, dose was titrated up to a maximum of 10 mcg/kg weekly of either Nplate or placebo in an effort to maintain a target platelet count of $\geq 50 \times 10^9/L$ to $200 \times 10^9/L$.

The median age of the patients was 9.5 years (range 3 to 17) and 57% were female. Approximately 58% of patients had a baseline count $\leq 20 \times 10^9/L$, which was similar between treatment arms. The percentage of patients with at least 2 prior ITP therapies (predominantly immunoglobulins and corticosteroids) was 81% in the group treated with Nplate and 70% in the group treated with placebo. One patient in each group had undergone splenectomy.

Study 5 results are shown in Table 6. The efficacy of Nplate in this trial was measured by the proportion of patients receiving Nplate achieving a durable platelet response and the proportion of patient achieving an overall platelet response. A durable platelet response was defined as achieving at least 6 weekly platelet counts $\geq 50 \times 10^9/L$ during weeks 18 through 25 of treatment. A transient platelet response was defined as a weekly platelet count $\geq 50 \times 10^9/L$ for 4 or more times during weeks 2 through 25, but without durable platelet response. An overall platelet response was defined as a durable or a transient platelet response. Platelet responses were excluded for 4 weeks after receiving rescue medications.

Table 6. Results from Pediatric Placebo-Controlled Studies^a

Outcomes	Study 5	
	Nplate (n = 42)	Placebo (n = 20)
Platelet Responses and Rescue Therapy		
Durable Platelet Response ^a , n (%)	22 (52%)	2 (10%)

Overall Platelet Response ^a , n (%)	30 (71%)	4 (20%)
Number of Weeks with Platelet Counts $\geq 50 \times 10^9/L$, median ^a	12	1

^a All *p* values < 0.05 for platelet response between Nplate and placebo.

Study 6 (NCT00515203)

In study 6, patients diagnosed with ITP at least 6 months prior to enrollment with a platelet count $\leq 30 \times 10^9/L$ were stratified by age and randomized (3:1) to receive Nplate (n = 17) or placebo (n = 5). The starting dose for all ages was 1 mcg/kg weekly. Over a 12-week treatment period dose was titrated up to a maximum of 10 mcg/kg weekly of either Nplate or placebo in an effort to maintain a target platelet count of $\geq 50 \times 10^9/L$ to $250 \times 10^9/L$.

The median age of the patients was 10 years (range 1 to 17 years) and 27.3% of patients were female. Approximately 82% of patients had a baseline count $\leq 20 \times 10^9/L$, which was similar between treatment arms. The percentage of patients with at least 2 prior ITP therapies (predominantly IVIG and corticosteroids) was 88% in the group treated with Nplate and 100% in the group treated with placebo. Six patients in the Nplate group and 2 patients in the placebo group had undergone splenectomy.

The efficacy of Nplate in this trial was measured by the proportion of patients who achieved a platelet count of $\geq 50 \times 10^9/L$ for 2 consecutive weeks and by the proportion of patients who achieved an increase in platelet count of $\geq 20 \times 10^9/L$ above baseline for 2 consecutive weeks. Platelet responses within 4 weeks following rescue medications use were excluded. Of the 17 patients who received romiplostim, 15 achieved a platelet count of $\geq 50 \times 10^9/L$ for 2 consecutive weeks (88.2%, 95% CI: 63.6%, 98.5%).

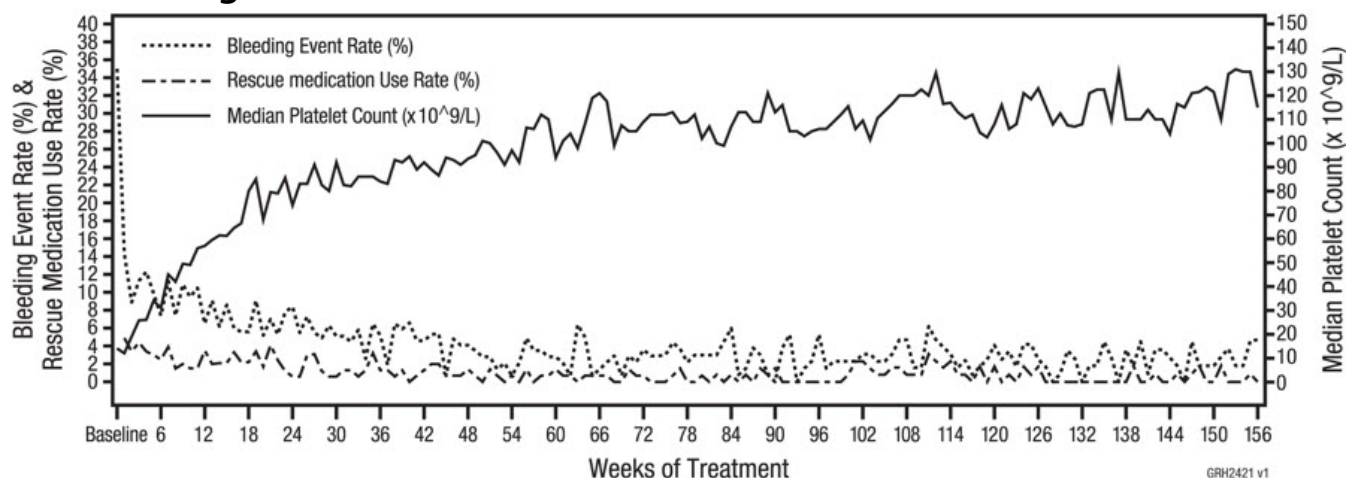
The same 15 patients also achieved an increase in platelet count of $\geq 20 \times 10^9/L$ above baseline for 2 consecutive weeks during the treatment period (88.2%, 95% CI: 63.6%, 98.5%). None of the patients treated with placebo achieved either endpoint.

Study 7 (NCT02279173) Long-Term Pediatric Study

In study 7, patients diagnosed with ITP at least 6 months prior to enrollment and who received at least 1 prior ITP therapy or were ineligible for other ITP therapies were enrolled to a study to evaluate efficacy for up to 3 years. Nplate was administered weekly for up to 3 years by subcutaneous injection starting at a dose of 1 mcg/kg with weekly increments to a maximum dose of 10 mcg/kg to reach a target platelet count between $50 \times 10^9/L$ and $200 \times 10^9/L$. The median age of the patients was 10 years (range 1 to 17 years) and the median and maximum duration of treatment were 156 weeks and 163 weeks, respectively. Among the 203 patients, the mean (SD) and median percentage of time with a platelet response (platelet count $\geq 50 \times 10^9/L$) within the first 6 months of initiation of Nplate without rescue medication use for the past 4 weeks was 50.6% (37) and 50.0%, respectively. Sixty (29.6%) subjects overall received rescue medications. Rescue medications (i.e., corticosteroids, platelet transfusions, IVIG, azathioprine, anti-D immunoglobulin, and danazol) were permitted.

Figure 1. Summary of Efficacy Endpoints for Long-term Use of NPLATE (Study

7) - With Number of Patients With Bleeding Events, Number of Subjects With Rescue Medication Use, Number of Subjects on Treatment, Median Platelet Counts During the Treatment Period



The safety analysis set includes all subjects who received at least one dose of romiplostim in study 7.

Bleeding events were identified using narrow search of pre-defined list of preferred terms for Haemorrhages (SMQ).

Incidence rate of bleeding event is calculated as the number of subjects with bleeding events/the number of subjects on treatment.

Incidence of rescue medication is calculated as the number of subjects with rescue medication/the number of subjects on treatment. Rescue medication start from week 1. Only platelet counts where rescue medication was not administered less than 28 days prior to evaluation are included.

14.3 Patients with Hematopoietic Syndrome of Acute Radiation Syndrome

Efficacy studies of Nplate could not be conducted in humans with acute radiation syndrome for ethical and feasibility reasons. Approval for this indication was based on efficacy studies conducted in animals, Nplate's effect on platelet count in healthy human volunteers and on data supporting Nplate's effect on thrombocytopenia in patients with ITP and insufficient response to corticosteroids, immunoglobulins, or splenectomy.

Because of the uncertainty associated with extrapolating animal efficacy data to humans, the selection of a human dose for Nplate is aimed at providing platelet response to Nplate that is similar to that observed in efficacy studies conducted in animals. The recommended dose of Nplate for patients exposed to myelosuppressive doses of radiation is 10 mcg/kg administered once as a subcutaneous injection [see *Dosage and Administration (2.2)*]. The 10 mcg/kg dosing regimen for humans is based on population modeling and simulation analyses. For pediatric patients (including term neonates), extrapolation was based on data supporting Nplate's effect on thrombocytopenia in patients with ITP and an insufficient response to corticosteroids, immunoglobulins, or splenectomy.

The safety of Nplate for the acute radiation syndrome setting was assessed based on the clinical experience in patients with ITP [see *Adverse Reactions (6)*] and from a study with healthy volunteers. The efficacy of Nplate was studied in a randomized, blinded, placebo-controlled study in a non-human primate model of radiation injury. Rhesus monkeys were randomized to either a control (n = 40) or treated (n = 40) cohort. Animals were exposed to total body irradiation (TBI) of 6.8 Gy from a Cobalt⁶⁰ gamma ray source, representing a dose that would be lethal in 70% of animals by 60 days of

follow-up (LD_{70/60}). Animals were administered a single subcutaneous dose of blinded treatment (control article [sterile saline] or Nplate [5mg/kg]) 24 hours post-irradiation. The primary efficacy endpoint was survival. Animals received medical management consisting of intravenous or subcutaneous fluids, anti-ulcer medication, anti-emetic medication, analgesics, antimicrobials, and other support as required.

Nplate significantly (one-sided $p = 0.0002$) increased 60-day survival in the irradiated animals: 72.5% survival (29/40) in the Nplate group compared to 32.5% survival (13/40) in the control group. In the same study, an exploratory cohort of $n=40$ animals received Nplate (5mg/kg) on day 1 and pegfilgrastim (0.3mg/kg) on days 1 and 8 post-irradiation. Survival in this combined treatment group was 87.5% (95% CI: (73.2%, 95.8%)).

16 HOW SUPPLIED/STORAGE AND HANDLING

Nplate (romiplostim) for injection is supplied as a sterile, preservative-free, solid white lyophilized powder in single-dose vials of 125 mcg (NDC-55513-223-01), 250 mcg (NDC 55513-221-01) and 500 mcg (NDC 55513-222-01) of romiplostim.

Store Nplate vials in the refrigerator at 2°C to 8°C (36°F to 46°F) in the original carton to protect from light. Do not freeze.

If needed, unopened Nplate vials may be stored in the original carton at room temperature up to a maximum of 25°C (77°F) for a single period of up to 30 days. The new expiration date must be written in the space provided on the carton. Once stored at room temperature, do not place back in the refrigerator. If not used within the 30 days, discard Nplate.

17 PATIENT COUNSELING INFORMATION

Advise the patient to read the FDA-approved patient labeling (Medication Guide).

Advise patients acutely exposed to myelosuppressive doses of radiation (Hematopoietic Syndrome of Acute Radiation Syndrome) that efficacy studies of Nplate for this indication could not be conducted in humans for ethical and feasibility reasons and that, therefore, approval of this use was based on efficacy studies conducted in animals [see *Clinical Studies (14.3)*].

Inform patients of the following risks and considerations for Nplate:

- Nplate therapy is administered to achieve and maintain a platelet count $\geq 50 \times 10^9/L$ as necessary to reduce the risk for bleeding; Nplate is not used to normalize platelet counts.
- Following discontinuation of Nplate, thrombocytopenia and risk of bleeding may develop that is worse than that experienced prior to the Nplate therapy.
- Nplate therapy may increase the risk of reticulin fiber formation within the bone marrow. This formation may improve upon discontinuation. Detection of peripheral blood cell abnormalities may necessitate a bone marrow examination.
- Too much Nplate may result in excessive platelet counts and a risk for thrombotic/thromboembolic complications.
- Nplate stimulates certain bone marrow cells to make platelets and increases the risk of progression to acute myelogenous leukemia in patients with myelodysplastic syndromes.
- Platelet counts and CBCs must be performed weekly until a stable Nplate dose has been achieved; thereafter, platelet counts and CBCs must be performed monthly

while taking Nplate.

- Patients must be closely monitored with weekly platelet counts and CBCs for at least 2 weeks following Nplate discontinuation.
- Even with Nplate therapy, patients should continue to avoid situations or medications that may increase the risk for bleeding.

Pregnancy:

- Advise pregnant women of the potential risk to a fetus. Advise females of reproductive potential to inform their prescriber of a known or suspected pregnancy [see *Use in Specific Populations (8.1)*].

Lactation:

- Advise women not to breastfeed during treatment with Nplate [see *Use in Specific Populations (8.2)*].

Nplate® (romiplostim)

Manufactured by:

Amgen Inc.
One Amgen Center Drive
Thousand Oaks, California 91320-1799
U.S. License No. 1080

Patent: <http://pat.amgen.com/nplate/>

© 2008-2022 Amgen Inc. All rights reserved.

www.nplate.com

1xxxxx

V19

MEDICATION GUIDE

Nplate® (N-plät)
(romiplostim)
for injection

What is the most important information I should know about Nplate?

Nplate can cause serious side effects, including:

- **Worsening of a precancerous blood condition to a blood cancer (leukemia).**
Nplate is not for use in people with a precancerous condition called myelodysplastic syndromes (MDS), or for any condition other than immune thrombocytopenia (ITP). If you have MDS and receive Nplate, your MDS condition may worsen and become an acute leukemia. If MDS worsens to become acute leukemia you may die sooner from the acute leukemia.
- **Higher risk for blood clots.**
 - You may have a higher risk of getting a blood clot if your platelet count becomes high during treatment with Nplate. You may have severe complications or die from some forms of blood clots, such as clots that spread to the lungs or that cause heart attacks or strokes.
 - If you have a chronic liver disease, you may get blood clots in the veins of your liver. This may affect your liver function.
- Injection of too much Nplate may cause a dangerous increase in your blood platelet count

and serious side effects. Your healthcare provider may change your dose or stop Nplate depending upon the change in your blood platelet count. You must have blood platelet counts done before you start, during, and after Nplate therapy is stopped (**see “How will I receive Nplate?”**).

See “What are the possible side effects of Nplate?” for other side effects of Nplate.

What is Nplate?

- Nplate is a prescription medicine used to treat low blood platelet counts (thrombocytopenia) in:
 - adults with immune thrombocytopenia (ITP) when certain medicines or surgery to remove your spleen have not worked well enough.
 - children 1 year of age and older with ITP for at least 6 months when certain medicines or surgery to remove your spleen have not worked well enough.
- Nplate is a prescription medicine also used to treat people including newborns who have been exposed to high levels of radiation (acute radiation syndrome). The effectiveness of Nplate for this use was only studied in animals, because it could not be studied in people.
- Nplate is not for use in people with a precancerous condition called myelodysplastic syndrome (MDS), or low platelet count caused by any condition other than ITP.
- Nplate is only used if your low platelet count and medical condition increase your risk of bleeding.
- Nplate is used to try to keep your platelet count about 50,000 per microliter in order to lower the risk for bleeding. Nplate is not used to make your platelet count normal.
- It is not known if Nplate is safe and effective in children under the age of 1.

Before receiving Nplate, first speak to your healthcare provider and understand the benefits and risks of Nplate. Be sure to tell your healthcare provider about all of your medical conditions, including if you:

- have had surgery to remove your spleen (splenectomy)
- have a bone marrow problem, including a blood cancer or MDS
- have or had a blood clot
- have chronic liver disease
- have bleeding problems
- are pregnant or plan to become pregnant. Nplate may harm your unborn baby. Tell your healthcare provider if you become pregnant or think you may be pregnant during treatment with Nplate.
- are breastfeeding or plan to breastfeed. Nplate may pass into your breast milk and harm your baby. **Do not** breastfeed during treatment with Nplate.

Tell your healthcare provider about all the medicines you take, including prescription and over-the-counter medicines, vitamins, and herbal products.

Know the medicines you take. Keep a list of them and show it to your healthcare provider or pharmacist when you get a new medicine.

How will I receive Nplate?

- Nplate for ITP is given by your healthcare provider as an injection under the skin (subcutaneous) one time each week.
- Nplate is given by your healthcare provider as an injection under the skin once for exposure to high levels of radiation.
- During treatment for ITP, your healthcare provider will closely monitor your Nplate dose and platelet counts.
 - Your healthcare provider will check your platelet count every week and change your

dose of Nplate as needed. This will continue until your healthcare provider decides that your dose of Nplate can stay the same. After that, you will need to get blood tests every month. When you stop receiving Nplate, you will need blood tests for at least 2 weeks to check if your platelet count drops too low.

○ Tell your healthcare provider about any bruising or bleeding that occurs during treatment with Nplate.

- If you miss a scheduled dose of Nplate, call your healthcare provider to schedule your next dose as soon as possible.

What should I avoid while receiving Nplate?

Avoid situations or medicines that may increase your risk of bleeding.

What are the possible side effects of Nplate?

Nplate may cause serious side effects. See “**What is the most important information I should know about Nplate?**”

The most common side effects of Nplate in adults include:

- headache
- joint pain
- dizziness
- trouble sleeping
- muscle tenderness or weakness
- pain in the arms and legs
- stomach (abdomen) pain
- shoulder pain
- indigestion
- tingling or numbness in hands and feet
- bronchitis
- inflammation of the sinuses (sinusitis)
- vomiting
- diarrhea
- upper respiratory tract infection
- cough
- nausea
- pain in mouth and throat (oropharyngeal pain)

The most common side effects of Nplate in children 1 year of age and older include:

- bruising
- upper respiratory tract infection
- pain in mouth and throat (oropharyngeal pain)

People who take Nplate may have an increased risk of developing new or worsening changes in the bone marrow called “increased reticulins”. These changes may improve if you stop taking Nplate. Your healthcare provider may need to check your bone marrow for this problem during treatment with Nplate.

Call your doctor for medical advice about side effects. You may report side effects to FDA at 1-800-FDA-1088.

You may also report side effects to Amgen at 1-800-77-AMGEN (1-800-772-6436).

General information about the safe and effective use of Nplate.

Medicines are sometimes prescribed for purposes other than those listed in a Medication Guide. You can ask your pharmacist or healthcare provider for information about Nplate that is written for health professionals.

What are the ingredients in Nplate?

Active ingredient: romiplostim

Inactive ingredients: L-histidine, mannitol, polysorbate 20, sucrose, and hydrochloric acid
Nplate® (romiplostim)

Manufactured by: Amgen Inc., One Amgen Center Drive, Thousand Oaks, California 91320-1799

US License No. 1080.

Patent: <http://pat.amgen.com/nplate/>

© 2008-2021 Amgen Inc. All rights reserved. For more information go to www.nplate.com.
1xxxxxx v9

This Medication Guide has been approved by the U.S. Food and Drug Administration.

Revised: 01/2021

PRINCIPAL DISPLAY PANEL - 500 mcg Vial Carton

1 Single Dose Vial

Rx Only

NDC 55513-222-01

AMGEN®

Nplate®

(romiplostim) For Injection

500

mcg/vial

500 mcg/vial

Reconstitute with 1.2 mL Sterile Water
for Injection, USP for a concentration of
500 mcg/1 mL.

For Subcutaneous Use Only

Single Dose Vial; Discard unused portion

Dispense the enclosed Medication

Guide to each patient.


Protect from light. Do not freeze.

DO NOT SHAKE reconstituted solution

EXP:
LOT:
NS
GTLG

Store refrigerated at 2°C to 8°C (36°F to 46°F) in the original carton to protect from light. DO NOT FREEZE.

If needed, unopened vials may be stored at room temperature up to a maximum of 25°C (77°F) for a single period of up to 30 days in the original carton. Once stored at room temperature, do not place back in the refrigerator. Discard after:



Patent: <http://pat.amgen.com/nplate/>
© 2008, 2011, 2016, 2021 Amgen Inc.
All rights reserved.

Dosage – See Package Insert
No U.S. Standard of Potency

Manufactured by:
Amgen Inc. Thousand Oaks, CA
91320-1799 U.S.A.
U.S. License No. 1080



3 55513 22201 3

1 Single Dose Vial

Rx Only NDC 55513-222-01

AMGEN®

Nplate®
(romiplostim) For Injection

500
mcg/vial

500 mcg/vial
Reconstitute with 1.2 mL Sterile Water for Injection, USP for a concentration of 500 mcg/1 mL.

For Subcutaneous Use Only
Single Dose Vial; Discard unused portion
Dispense the enclosed Medication Guide to each patient.
Protect from light. Do not freeze.
DO NOT SHAKE reconstituted solution

PRINCIPAL DISPLAY PANEL - 125 mcg Vial Carton

1 Single Dose Vial

Rx Only
NDC 55513-223-01

AMGEN®

Nplate®
(romiplostim) For Injection

125
mcg/vial

125 mcg/vial
Reconstitute with 0.44 mL Sterile Water for Injection, USP for a concentration of 125 mcg/0.25 mL.

For Subcutaneous Use Only
Single Dose Vial; Discard unused portion
Dispense the enclosed Medication Guide to each patient.
Protect from light. Do not freeze.
DO NOT SHAKE reconstituted solution

GTIN
SN
LOT:
EXP.:

1 Single Dose Vial

Rx Only

NDC 55513-223-01

AMGEN®

Nplate®
(romiplostim) For Injection

125
mcg/vial

125 mcg/vial

Reconstitute with 0.44 mL Sterile Water for Injection, USP for a concentration of 125 mcg/0.25 mL.

For Subcutaneous Use Only

Single Dose Vial; Discard unused portion

Dispense the enclosed Medication Guide to each patient.

Protect from light. Do not freeze.

DO NOT SHAKE reconstituted solution

Store refrigerated at 2°C to 8°C (36°F to 46°F) in the original carton to protect from light. DO NOT FREEZE.

If needed, unopened vials may be stored at room temperature up to a maximum of 25°C (77°F) for a single period of up to 30 days in the original carton. Once stored at room temperature, do not place back in the refrigerator. Discard after:



Patent: <http://pat.amgen.com/rplate/>

© 2018, 2021 Amgen Inc.
All rights reserved.

Dosage – See Package Insert
No U.S. Standard of Potency

Manufactured by:
Amgen Inc. Thousand Oaks, CA
91320-1799 U.S.A.

U.S. License No. 1080



PRINCIPAL DISPLAY PANEL - 250 mcg Vial Carton

1 Single Dose Vial

Rx Only

NDC 55513-221-01

AMGEN®

Nplate®

(romiplostim) For Injection

250

mcg/vial

250 mcg/vial

Reconstitute with 0.72 mL Sterile Water for Injection, USP for a concentration of 250 mcg/0.5 mL.

For Subcutaneous Use Only


Single Dose Vial; Discard unused portion
 Dispense the enclosed Medication
 Guide to each patient.
 Protect from light. Do not freeze.
 DO NOT SHAKE reconstituted solution

EXP: [REDACTED]
 LOT: [REDACTED]
 NS
 N119

Store refrigerated at 2°C to 8°C (36°F to 46°F) in the original carton to protect from light. **DO NOT FREEZE.**

If needed, unopened vials may be stored at room temperature up to a maximum of 25°C (77°F) for a single period of up to 30 days in the original carton. Once stored at room temperature, do not place back in the refrigerator. Discard after:

Patent: <http://pat.amgen.com/nplate/>
 © 2008, 2011, 2016, 2021 Amgen Inc.
 All rights reserved.
 Dosage – See Package Insert
 No U.S. Standard of Potency
 Manufactured by:
 Amgen Inc. Thousand Oaks, CA
 91320-1799 U.S.A.
 U.S. License No. 1080



3 55513 22101 6

1 Single Dose Vial

Rx Only NDC 55513-221-01

AMGEN

Nplate[®]
 (romiplostim) For Injection

250
mcg/vial

250 mcg/vial
 Reconstitute with 0.72 mL Sterile Water for Injection, USP for a concentration of 250 mcg/0.5 mL.
For Subcutaneous Use Only
Single Dose Vial; Discard unused portion
Dispense the enclosed Medication Guide to each patient.
 Protect from light. Do not freeze.
DO NOT SHAKE reconstituted solution

NPLATE			
romiplostim injection, powder, lyophilized, for solution			
Product Information			
Product Type	HUMAN PRESCRIPTION DRUG	Item Code (Source)	NDC:55513-222
Route of Administration	SUBCUTANEOUS		
Active Ingredient/Active Moiety			
Ingredient Name		Basis of Strength	Strength
ROMIPLASTIM (UNII: GN5XU2DXKV) (ROMIPLASTIM - UNII:GN5XU2DXKV)		ROMIPLASTIM	500 ug in 1 mL
Inactive Ingredients			

Ingredient Name	Strength
HYDROCHLORIC ACID (UNII: QTT17582CB)	
HISTIDINE (UNII: 4QD397987E)	10 mmol in 1 mL
MANNITOL (UNII: 3OWL53L36A)	40 mg in 1 mL
POLYSORBATE 20 (UNII: 7T1F30V5YH)	0.04 mg in 1 mL
SUCROSE (UNII: C151H8M554)	20 mg in 1 mL

Packaging

#	Item Code	Package Description	Marketing Start Date	Marketing End Date
1	NDC:55513-222-01	1 in 1 CARTON	08/25/2008	
1		1 mL in 1 VIAL; Type 0: Not a Combination Product		

Marketing Information

Marketing Category	Application Number or Monograph Citation	Marketing Start Date	Marketing End Date
BLA	BLA125268	08/25/2008	

NPLATE

romiplostim injection, powder, lyophilized, for solution

Product Information

Product Type	HUMAN PRESCRIPTION DRUG	Item Code (Source)	NDC:55513-223
Route of Administration	SUBCUTANEOUS		

Active Ingredient/Active Moiety

Ingredient Name	Basis of Strength	Strength
ROMIPLOSTIM (UNII: GN5XU2DXKV) (ROMIPLOSTIM - UNII:GN5XU2DXKV)	ROMIPLOSTIM	125 ug in 0.25 mL

Inactive Ingredients

Ingredient Name	Strength
HISTIDINE (UNII: 4QD397987E)	2.5 mmol in 0.25 mL
MANNITOL (UNII: 3OWL53L36A)	10 mg in 0.25 mL
POLYSORBATE 20 (UNII: 7T1F30V5YH)	0.01 mg in 0.25 mL
SUCROSE (UNII: C151H8M554)	5 mg in 0.25 mL
HYDROCHLORIC ACID (UNII: QTT17582CB)	

Packaging

#	Item Code	Package Description	Marketing Start Date	Marketing End Date
1	NDC:55513-	1 in 1 CARTON	08/25/2008	

223-01	1 in 1 CARTON	08/02/2019	
1	0.25 mL in 1 VIAL, SINGLE-DOSE; Type 0: Not a Combination Product		
Marketing Information			
Marketing Category	Application Number or Monograph Citation	Marketing Start Date	Marketing End Date
BLA	BLA125268	08/02/2019	

NPLATE
romiplostim injection, powder, lyophilized, for solution

Product Information			
Product Type	HUMAN PRESCRIPTION DRUG	Item Code (Source)	NDC:55513-221
Route of Administration	SUBCUTANEOUS		

Active Ingredient/Active Moiety			
Ingredient Name	Basis of Strength	Strength	
ROMIPLOSTIM (UNII: GN5XU2DXKV) (ROMIPLOSTIM - UNII:GN5XU2DXKV)	ROMIPLOSTIM	250 ug in 0.5 mL	

Inactive Ingredients			
Ingredient Name	Strength		
HYDROCHLORIC ACID (UNII: QTT17582CB)			
HISTIDINE (UNII: 4QD397987E)	5 mmol in 0.5 mL		
MANNITOL (UNII: 3OWL53L36A)	20 mg in 0.5 mL		
POLYSORBATE 20 (UNII: 7T1F30V5YH)	0.02 mg in 0.5 mL		
SUCROSE (UNII: C151H8M554)	10 mg in 0.5 mL		

Packaging				
#	Item Code	Package Description	Marketing Start Date	Marketing End Date
1	NDC:55513-221-01	1 in 1 CARTON	08/25/2008	
1		0.5 mL in 1 VIAL; Type 0: Not a Combination Product		

Marketing Information			
Marketing Category	Application Number or Monograph Citation	Marketing Start Date	Marketing End Date
BLA	BLA125268	08/25/2008	

Labeler - Amgen Inc (039976196)

Establishment

Name	Address	ID/FEI	Business Operations
Amgen Manufacturing Ltd		785800020	ANALYSIS(55513-221, 55513-222, 55513-223) , API MANUFACTURE(55513-221, 55513-222, 55513-223) , PACK(55513-221, 55513-222, 55513-223) , LABEL(55513-221, 55513-222, 55513-223)

Establishment

Name	Address	ID/FEI	Business Operations
Amgen, Inc		039976196	ANALYSIS(55513-221, 55513-222, 55513-223)

Establishment

Name	Address	ID/FEI	Business Operations
Immunex Rhode Island Corporation		968084785	ANALYSIS(55513-221, 55513-222, 55513-223)

Revised: 2/2022

Amgen Inc