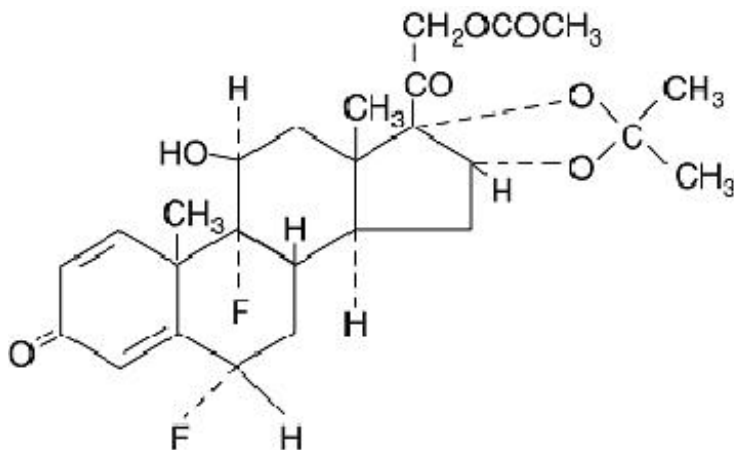


**FLUOCINONIDE - fluocinonide cream**  
**FLUOCINONIDE - fluocinonide gel**  
**FLUOCINONIDE - fluocinonide ointment**  
**Physicians Total Care, Inc.**

-----  
**DESCRIPTION**

The topical corticosteroids constitute a class of primarily synthetic steroids used as anti-inflammatory and antipruritic agents. The topical corticosteroids are intended for topical administration. The active component is the corticosteroid fluocinonide, which is the 21-acetate ester of fluocinolone acetonide and has the chemical name pregna-1,4-diene-3,20-dione,21-(acetyloxy)-6,9-difluoro-11-hydroxy-16,17-[(1-methylethylidene) bis(oxy)]-,(6 $\alpha$ , 11 $\beta$ , 16 $\alpha$ )-. It has the following structural formula:



C<sub>26</sub>H<sub>32</sub>F<sub>2</sub>O<sub>7</sub> M.W. 494.54

Each gram of Fluocinonide Cream USP, 0.05% (Emulsified Base) contains: 0.5 mg fluocinonide in a water-washable aqueous emollient base of stearyl alcohol, cetyl alcohol, mineral oil, propylene glycol, sorbitan monostearate, polysorbate 60, citric acid (hydrous) and purified water.

Each gram of Fluocinonide Cream USP, 0.05% contains: 0.5 mg fluocinonide in a specially formulated cream base consisting of stearyl alcohol, polyethylene glycol 8000, propylene glycol, 1,2,6-hexanetriol and citric acid (hydrous). This white cream vehicle is greaseless, non-staining, anhydrous and completely water miscible. The base provides emollient and hydrophilic properties.

In this formulation, the active ingredient is totally in solution.

Each gram of Fluocinonide Gel USP, 0.05% contains: 0.5 mg fluocinonide in a specifically formulated gel base consisting of purified water, propylene glycol, edetate disodium, carbomer 934P, and sodium hydroxide. Hydrochloric acid is added to adjust the pH. This clear, colorless thixotropic vehicle is greaseless, non-staining and completely water miscible.

In this formulation, the active ingredient is totally in solution.

Each gram of Fluocinonide Ointment USP, 0.05% contains: 0.5 mg fluocinonide in an ointment base consisting of white petrolatum, castor oil, and sorbitan sesquioleate. It provides the occlusive and emollient effects desirable in an ointment.

In this formulation, the active ingredient is totally in solution.

**CLINICAL PHARMACOLOGY**

Topical corticosteroids share anti-inflammatory, antipruritic and vasoconstrictive actions.

The mechanism of anti-inflammatory activity of the topical corticosteroids is unclear. Various laboratory methods, including vasoconstrictor assays, are used to compare and predict potencies and/or clinical efficacies of the topical corticosteroids. There is some evidence to suggest that a recognizable correlation exists between vasoconstrictor potency and therapeutic efficacy in man.

Pharmacokinetics

The extent of percutaneous absorption of topical corticosteroids is determined by many factors including the vehicle, the integrity of the epidermal barrier, and the use of occlusive dressings.

Topical corticosteroids can be absorbed from normal intact skin. Inflammation and/or other disease processes in the skin increase percutaneous absorption. Occlusive dressings substantially increase the percutaneous absorption of topical corticosteroids. Thus, occlusive dressings may be a valuable therapeutic adjunct for treatment of resistant dermatoses. (See **DOSE AND ADMINISTRATION**).

Once absorbed through the skin, topical corticosteroids are handled through pharmacokinetic pathways similar to systemically administered corticosteroids. Corticosteroids are bound to plasma proteins in varying degrees. Corticosteroids are metabolized primarily in the liver and are then excreted by the kidneys. Some of the topical corticosteroids and their metabolites are also excreted into the bile.

## **INDICATIONS AND USAGE**

The topical corticosteroids are indicated for the relief of the inflammatory and pruritic manifestations of corticosteroid-responsive dermatoses.

## **CONTRAINDICATIONS**

The topical corticosteroids are contraindicated in those patients with a history of hypersensitivity to any of the components of the preparation.

## **PRECAUTIONS**

### General

Systemic absorption of topical corticosteroids has produced reversible hypothalamic-pituitary-adrenal (HPA) axis suppression, manifestations of Cushing's syndrome, hyperglycemia, and glucosuria in some patients.

Conditions which augment systemic absorption include the application of the more potent steroids, use over large surface areas, prolonged use, and the addition of occlusive dressings.

Therefore, patients receiving a large dose of a potent topical steroid applied to a large surface area or under an occlusive dressing should be evaluated periodically for evidence of HPA axis suppression by using the urinary free cortisol and ACTH stimulation tests. If HPA axis suppression is noted, an attempt should be made to withdraw the drug, to reduce the frequency of application, or to substitute a less potent steroid.

Recovery of HPA axis function is generally prompt and complete upon discontinuation of the drug. Infrequently, signs and symptoms of steroid withdrawal may occur, requiring supplemental systemic corticosteroids.

Children may absorb proportionally larger amounts of topical corticosteroids and thus be more susceptible to systemic toxicity. (See **PRECAUTIONS - Pediatric Use**). If irritation develops, topical corticosteroids should be discontinued and appropriate therapy instituted.

As with any topical corticosteroid product, prolonged use may produce atrophy of the skin and subcutaneous tissues. When used on intertriginous or flexor areas, or on the face, this may occur even with short-term use.

In the presence of dermatological infections, the use of an appropriate antifungal or antibacterial agent

should be instituted. If a favorable response does not occur promptly, the corticosteroid should be discontinued until the infection has been adequately controlled.

#### Information for Patients

Patients using topical corticosteroids should receive the following information and instructions:

1. This medication is to be used as directed by the physician. It is for external use only. Avoid contact with the eyes.
2. Patients should be advised not to use this medication for any disorder other than that for which it was prescribed.
3. The treated skin area should not be bandaged or otherwise covered or wrapped as to be occlusive unless directed by the physician.
4. Patients should report any signs of local adverse reactions especially under occlusive dressing.
5. Parents of pediatric patients should be advised not to use tight-fitting diapers or plastic pants on a child being treated in the diaper area, as these garments may constitute occlusive dressings.

#### Laboratory Tests

The following tests may be helpful in evaluating the HPA axis suppression:

Urinary free cortisol test

ACTH stimulation test

Carcinogenesis, Mutagenesis, Impairment of Fertility

Long-term animal studies have not been performed to evaluate the carcinogenic potential or the effect on fertility of topical corticosteroids.

Studies to determine mutagenicity with prednisolone and hydrocortisone have revealed negative results.  
Pregnancy/Teratogenic Effects/Pregnancy Category C

Corticosteroids are generally teratogenic in laboratory animals when administered systemically at relatively low dosage levels. The more potent corticosteroids have been shown to be teratogenic after dermal application in laboratory animals. There are no adequate and well-controlled studies in pregnant women on teratogenic effects from topically applied corticosteroids. Therefore, topical corticosteroids should be used during pregnancy only if the potential benefit justifies the potential risk to the fetus. Drugs of this class should not be used extensively on pregnant patients, in large amounts, or for prolonged periods of time.

#### Nursing Mothers

It is not known whether topical administration of corticosteroids could result in sufficient systemic absorption to produce detectable quantities in breast milk. Systemically administered corticosteroids are secreted into breast milk in quantities not likely to have a deleterious effect on the infant. Nevertheless, caution should be exercised when topical corticosteroids are administered to a nursing woman.

#### Pediatric Use

**Pediatric patients may demonstrate greater susceptibility to topical corticosteroid-induced HPA axis suppression and Cushing's syndrome than mature patients because of a larger skin surface area to body weight ratio.**

Hypothalamic-pituitary-adrenal (HPA) axis suppression, Cushing's syndrome, and intracranial hypertension have been reported in pediatric patients receiving topical corticosteroids. Manifestations of adrenal suppression in pediatric patients include linear growth retardation, delayed weight gain, low plasma cortisol levels, and absence of response to ACTH stimulation. Manifestations of intracranial hypertension include bulging fontanelles, headaches, and bilateral papilledema.

Administration of topical corticosteroids to pediatric patients should be limited to the least amount compatible with an effective therapeutic regimen. Chronic corticosteroid therapy may interfere with the growth and development of pediatric patients.

## ADVERSE REACTIONS

The following local adverse reactions are reported infrequently with topical corticosteroids, but may occur more frequently with the use of occlusive dressings. These reactions are listed in an approximate decreasing order of occurrence:

---

Burning	Perioral dermatitis
Itching	Allergic contact dermatitis
Irritation	Maceration of the skin
Dryness	Secondary infection
Folliculitis	Skin atrophy
Hypertrichosis	Striae
Acneiform eruptions	Miliaria
Hypopigmentation	

---

## OVERDOSAGE

Topically applied corticosteroids can be absorbed in sufficient amounts to produce systemic effects. (See **PRECAUTIONS**).

## DOSAGE AND ADMINISTRATION

The topical corticosteroids are generally applied to the affected area as a thin film from two to four times daily depending on the severity of the condition.

Occlusive dressings may be used for the management of psoriasis or recalcitrant conditions.

If an infection develops, the use of occlusive dressings should be discontinued and appropriate antimicrobial therapy instituted.

## HOW SUPPLIED

Fluocinonide Cream USP, 0.05% is supplied in tubes of:

15 gram - NDC 54868-0431-2,

30 gram - NDC 54868-0431-3,

60 gram - NDC 54868-0431-1.

Fluocinonide Gel USP, 0.05% is supplied in tubes of:

60 gram - NDC 54868-3023-0

Fluocinonide Ointment USP, 0.05% is supplied in tubes of:

15 gram - NDC 54868-3435-2,

30 gram - NDC 54868-3435-0,

60 gram - NDC 54868-3435-1.

Store at 20° to 25°C (68° to 77°F) [See USP Controlled Room Temperature].

Avoid excessive heat, above 40°C (104°F).

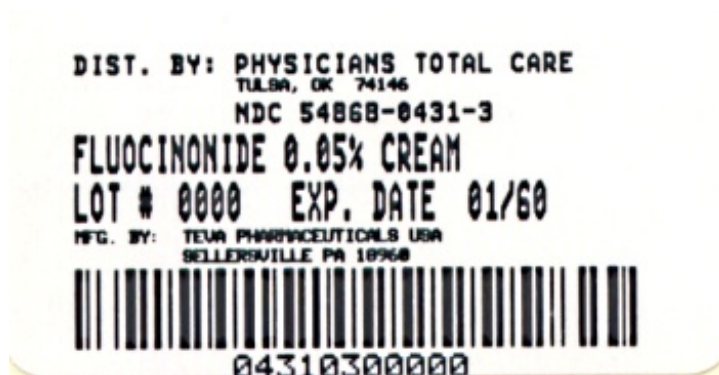
Rev. K 3/2005

Manufactured By:  
**TEVA PHARMACEUTICALS USA**  
Sellersville, PA 18960

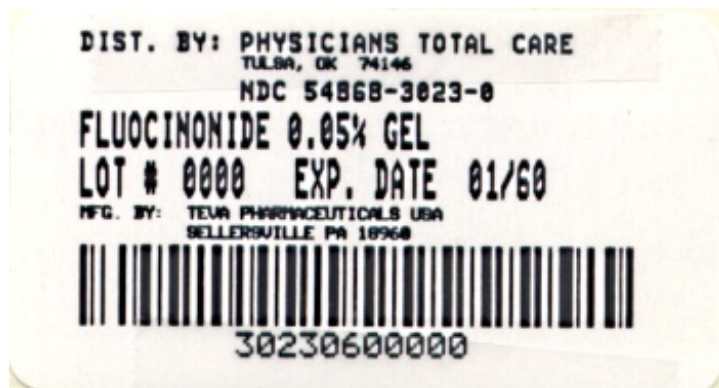
**Relabeling of "Additional" barcode label by:**  
Physicians Total Care, Inc.  
Tulsa, OK 74146

**PRINCIPAL DISPLAY PANEL**

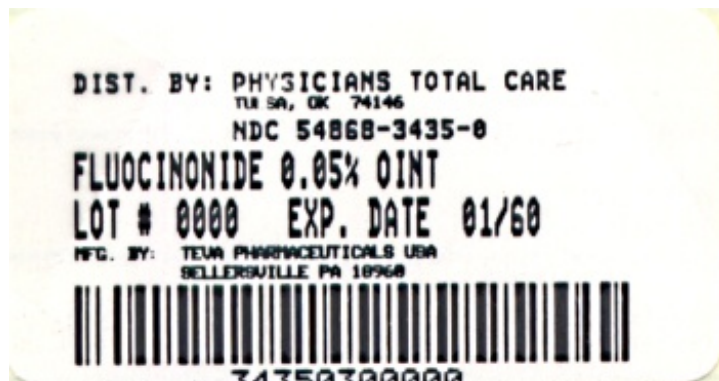
Fluocinonide Cream USP, 0.05%



Fluocinonide Gel USP, 0.05%



Fluocinonide Ointment USP, 0.05%



**FLUOCINONIDE**

fluocinonide cream

### Product Information

<b>Product Type</b>	HUMAN PRESCRIPTION DRUG	<b>Item Code (Source)</b>	NDC:54868-0431(NDC:0093-0262)
<b>Route of Administration</b>	TOPICAL		

### Active Ingredient/Active Moiety

Ingredient Name	Basis of Strength	Strength
FLUOCINONIDE (UNII: 2W4A77YPAN) (FLUOCINONIDE - UNII:2W4A77YPAN)	FLUOCINONIDE	0.5 mg in 1 g

### Inactive Ingredients

Ingredient Name	Strength
STEARYL ALCOHOL (UNII: 2KR89I4HIY)	
POLYETHYLENE GLYCOL 8000 (UNII: Q662QK8M3B)	
PROPYLENE GLYCOL (UNII: 6DC9Q167V3)	
1,2,6-HEXANETRIOL (UNII: W45XXM0XWE)	
CITRIC ACID MONOHYDRATE (UNII: 2968PHW8QP)	

### Packaging

#	Item Code	Package Description	Marketing Start Date	Marketing End Date
1	NDC:54868-0431-1	60 g in 1 TUBE		
2	NDC:54868-0431-2	15 g in 1 TUBE		
3	NDC:54868-0431-3	30 g in 1 TUBE		

### Marketing Information

Marketing Category	Application Number or Monograph Citation	Marketing Start Date	Marketing End Date
ANDA	ANDA072488	12/08/1993	

## FLUOCINONIDE

fluocinonide gel

### Product Information

<b>Product Type</b>	HUMAN PRESCRIPTION DRUG	<b>Item Code (Source)</b>	NDC:54868-3023(NDC:0093-0265)
<b>Route of Administration</b>	TOPICAL		

### Active Ingredient/Active Moiety

Ingredient Name	Basis of Strength	Strength
FLUOCINONIDE (UNII: 2W4A77YPAN) (FLUOCINONIDE - UNII:2W4A77YPAN)	FLUOCINONIDE	0.5 mg in 1 g

## Inactive Ingredients

Ingredient Name	Strength
WATER (UNII: 059QF0KO0R)	
PROPYLENE GLYCOL (UNII: 6DC9Q167V3)	
EDETATE DISODIUM (UNII: 7FLD91C86K)	
CARBOMER HOMO POLYMER TYPE B (UNII: HHT01ZNK31)	
SODIUM HYDROXIDE (UNII: 55X04QC32I)	
HYDROCHLORIC ACID (UNII: QTT17582CB)	

## Packaging

#	Item Code	Package Description	Marketing Start Date	Marketing End Date
1	NDC:54868-3023-0	60 g in 1 TUBE		

## Marketing Information

Marketing Category	Application Number or Monograph Citation	Marketing Start Date	Marketing End Date
ANDA	ANDA072537	05/20/2004	

## FLUOCINONIDE

fluocinonide ointment

### Product Information

Product Type	HUMAN PRESCRIPTION DRUG	Item Code (Source)	NDC:54868-3435(NDC:0093-0264)
Route of Administration	TOPICAL		

### Active Ingredient/Active Moiety

Ingredient Name	Basis of Strength	Strength
FLUOCINONIDE (UNII: 2W4A77YPAN) (FLUOCINONIDE - UNII:2W4A77YPAN)	FLUOCINONIDE	0.5 mg in 1 g

## Inactive Ingredients

Ingredient Name	Strength
PETROLATUM (UNII: 4T6H12BN9U)	
CASTOR OIL (UNII: D5340Y2I9G)	
SORBITAN SESQUIOLEATE (UNII: 0W8RRI5W5A)	

## Packaging

#	Item Code	Package Description	Marketing Start Date	Marketing End Date
1	NDC:54868-3435-0	30 g in 1 TUBE		
2	NDC:54868-3435-1	60 g in 1 TUBE		

3	NDC:54868-3435-2	15 g in 1 TUBE		
<b>Marketing Information</b>				
<b>Marketing Category</b>	<b>Application Number or Monograph Citation</b>	<b>Marketing Start Date</b>	<b>Marketing End Date</b>	
ANDA	ANDA073481	11/22/1994		

**Labeler** - Physicians Total Care, Inc. (194123980)

<b>Establishment</b>			
<b>Name</b>	<b>Address</b>	<b>ID/FEI</b>	<b>Business Operations</b>
Physicians Total Care, Inc.		194123980	relabel

Revised: 9/2010

Physicians Total Care, Inc.