

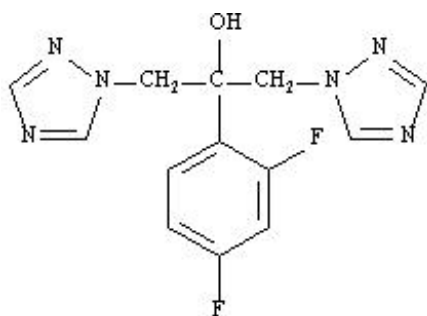
FLUCONAZOLE - fluconazole powder, for suspension
Aurobindo Pharma Limited

Fluconazole for Oral Suspension USP
Rx only

DESCRIPTION

Fluconazole, the first of a new subclass of synthetic triazole antifungal agents, is available as a powder for oral suspension.

Fluconazole is designated chemically as 2,4-difluoro- α,α^1 -bis(1H-1,2,4-triazol-1-ylmethyl) benzyl alcohol with a molecular formula of $C_{13}H_{12}F_2N_6O$ and molecular weight of 306.3. The structural formula is:



Fluconazole USP is a white or almost white, crystalline powder which is slightly soluble in water and saline.

Fluconazole for oral suspension USP contains 350 mg or 1400 mg of fluconazole USP and the following inactive ingredients: sodium benzoate, citric acid anhydrous, sodium citrate, xanthan gum, titanium dioxide, natural orange flavor, colloidal silicon dioxide, and sucrose. After reconstitution with 24 mL of distilled water or Purified Water (USP), each mL of reconstituted suspension contains 10 mg or 40 mg of fluconazole.

CLINICAL PHARMACOLOGY

Pharmacokinetics and Metabolism

The pharmacokinetic properties of fluconazole are similar following administration by the intravenous or oral routes. In normal volunteers, the bioavailability of orally administered fluconazole is over 90% compared with intravenous administration. Bioequivalence was established between the 100 mg tablet and both suspension strengths when administered as a single 200 mg dose.

Peak plasma concentrations (C_{max}) in fasted normal volunteers occur between 1 and 2 hours with a terminal plasma elimination half-life of approximately 30 hours (range: 20 to 50 hours) after oral administration.

In fasted normal volunteers, administration of a single oral 400 mg dose of fluconazole leads to a mean C_{max} of 6.72 mcg/mL (range: 4.12 to 8.08 mcg/mL) and after single oral doses of 50 to 400 mg, fluconazole plasma concentrations and AUC (area under the plasma concentration-time curve) are dose proportional.

The C_{max} and AUC data from a food-effect study involving administration of fluconazole tablets to healthy volunteers under fasting conditions and with a high-fat meal indicated that exposure to the drug is not affected by food. Therefore, fluconazole may be taken without regard to meals. (See **DOSAGE AND ADMINISTRATION**.)

Administration of a single oral 150 mg tablet of fluconazole to ten lactating women resulted in a mean C_{max} of 2.61 mcg/mL (range: 1.57 to 3.65 mcg/mL).

Steady-state concentrations are reached within 5 to 10 days following oral doses of 50 to 400 mg given once daily. Administration of a loading dose (on day 1) of twice the usual daily dose results in plasma concentrations close to steady-state by the second day. The apparent volume of distribution of fluconazole approximates that of total body water. Plasma protein binding is low (11 to 12%). Following either single- or multiple oral doses for up to 14 days, fluconazole penetrates into all body fluids studied (see table below). In normal volunteers, saliva concentrations of fluconazole were equal to or slightly greater than plasma concentrations regardless of dose, route, or duration of dosing. In patients with bronchiectasis, sputum concentrations of fluconazole following a single 150 mg oral dose were equal to plasma concentrations at both 4 and 24 hours post dose. In patients with fungal meningitis, fluconazole concentrations in the CSF are approximately 80% of the corresponding plasma concentrations.

A single oral 150 mg dose of fluconazole administered to 27 patients penetrated into vaginal tissue, resulting in tissue: plasma ratios ranging from 0.94 to 1.14 over the first 48 hours following dosing.

A single oral 150 mg dose of fluconazole administered to 14 patients penetrated into vaginal fluid, resulting in fluid: plasma ratios ranging from 0.36 to 0.71 over the first 72 hours following dosing.

Tissue or Fluid	Ratio of Fluconazole Tissue (Fluid)/Plasma Concentration*
Cerebrospinal fluid [†]	0.5-0.9
Saliva	1
Sputum	1
Blister fluid	1
Urine	10
Normal skin	10
Nails	1
Blister skin	2
Vaginal tissue	1
Vaginal fluid	0.4-0.7

* Relative to concurrent concentrations in plasma in subjects with normal renal function.

[†] Independent of degree of meningeal inflammation.

In normal volunteers, fluconazole is cleared primarily by renal excretion, with approximately 80% of the administered dose appearing in the urine as unchanged drug. About 11% of the dose is excreted in

the urine as metabolites.

The pharmacokinetics of fluconazole are markedly affected by reduction in renal function. There is an inverse relationship between the elimination half-life and creatinine clearance. The dose of fluconazole may need to be reduced in patients with impaired renal function. (See **DOSAGE AND ADMINISTRATION**.) A 3-hour hemodialysis session decreases plasma concentrations by approximately 50%.

In normal volunteers, fluconazole administration (doses ranging from 200 mg to 400 mg once daily for up to 14 days) was associated with small and inconsistent effects on testosterone concentrations, endogenous corticosteroid concentrations, and the ACTH-stimulated cortisol response.

Pharmacokinetics in Children

In children, the following pharmacokinetic data {Mean (%cv)} have been reported:

Age Studied	Dose (mg/kg)	Clearance (mL/min/kg)	Half-life (Hours)	C _{max} (mcg/mL)	V _{dss} (L/kg)
9 Months to 13 years	Single-Oral 2 mg/kg	0.4 (38%) N=14	25	2.9 (22%) N=16	—
9 Months to 13 years	Single-Oral 8 mg/kg	0.51 (60%) N=15	19.5	9.8 (20%) N=15	—
5 to 15 years	Multiple IV 2 mg/kg	0.49 (40%) N=4	17.4	5.5 (25%) N=5	0.722 (36%) N=4
5 to 15 years	Multiple IV 4 mg/kg	0.59 (64%) N=5	15.2	11.4 (44%) N=6	0.729 (33%) N=5
5 to 15 years	Multiple IV 8 mg/kg	0.66 (31%) N=7	17.6	14.1 (22%) N=8	1.069 (37%) N=7

Clearance corrected for body weight was not affected by age in these studies. Mean body clearance in adults is reported to be 0.23 (17%) mL/min/kg.

In premature newborns (gestational age 26 to 29 weeks), the mean (%cv) clearance within 36 hours of birth was 0.18 (35%, N=7) mL/min/kg, which increased with time to a mean of 0.218 (31%, N=9) mL/min/kg six days later and 0.333 (56%, N=4) mL/min/kg 12 days later. Similarly, the half-life was 73.6 hours, which decreased with time to a mean of 53.2 hours six days later and 46.6 hours 12 days later.

Pharmacokinetics in Elderly

A pharmacokinetic study was conducted in 22 subjects, 65 years of age or older receiving a single 50 mg oral dose of fluconazole. Ten of these patients were concomitantly receiving diuretics. The C_{max} was 1.54 mcg/mL and occurred at 1.3 hours post dose. The mean AUC was 76.4 ± 20.3 mcg.h/mL, and the mean terminal half-life was 46.2 hours. These pharmacokinetic parameter values are higher than

analogous values reported for normal young male volunteers. Coadministration of diuretics did not significantly alter AUC or C_{max} . In addition, creatinine clearance (74 mL/min), the percent of drug recovered unchanged in urine (0 to 24 hr, 22%), and the fluconazole renal clearance estimates (0.124 mL/min/kg) for the elderly were generally lower than those of younger volunteers. Thus, the alteration of fluconazole disposition in the elderly appears to be related to reduced renal function characteristic of this group. A plot of each subject's terminal elimination half-life versus creatinine clearance compared with the predicted half-life – creatinine clearance curve derived from normal subjects and subjects with varying degrees of renal insufficiency indicated that 21 of 22 subjects fell within the 95% confidence limit of the predicted half-life – creatinine clearance curves. These results are consistent with the hypothesis that higher values for the pharmacokinetic parameters observed in the elderly subjects compared with normal young male volunteers are due to the decreased kidney function that is expected in the elderly.

Drug Interaction Studies

Oral Contraceptives

Oral contraceptives were administered as a single dose both before and after the oral administration of fluconazole 50 mg once daily for 10 days in 10 healthy women. There was no significant difference in ethinyl estradiol or levonorgestrel AUC after the administration of 50 mg of fluconazole. The mean increase in ethinyl estradiol AUC was 6% (range: –47 to 108%) and levonorgestrel AUC increased 17% (range: –33 to 141%).

In a second study, twenty-five normal females received daily doses of both 200 mg fluconazole tablets or placebo for two, ten-day periods. The treatment cycles were one month apart with all subjects receiving fluconazole during one cycle and placebo during the other. The order of study treatment was random. Single doses of an oral contraceptive tablet containing levonorgestrel and ethinyl estradiol were administered on the final treatment day (day 10) of both cycles. Following administration of 200 mg of fluconazole, the mean percentage increase of AUC for levonorgestrel compared to placebo was 25% (range: –12 to 82%) and the mean percentage increase for ethinyl estradiol compared to placebo was 38% (range: –11 to 101%). Both of these increases were statistically significantly different from placebo.

A third study evaluated the potential interaction of once weekly dosing of fluconazole 300 mg to 21 normal females taking an oral contraceptive containing ethinyl estradiol and norethindrone. In this placebo-controlled, double-blind, randomized, two-way crossover study carried out over three cycles of oral contraceptive treatment, fluconazole dosing resulted in small increases in the mean AUCs of ethinyl estradiol and norethindrone compared to similar placebo dosing. The mean AUCs of ethinyl estradiol and norethindrone increased by 24% (95% C.I. range: 18 to 31%) and 13% (95% C.I. range: 8 to 18%), respectively, relative to placebo. Fluconazole treatment did not cause a decrease in the ethinyl estradiol AUC of any individual subject in this study compared to placebo dosing. The individual AUC values of norethindrone decreased very slightly (<5%) in 3 of the 21 subjects after fluconazole treatment.

Cimetidine

Fluconazole 100 mg was administered as a single oral dose alone and two hours after a single dose of cimetidine 400 mg to six healthy male volunteers. After the administration of cimetidine, there was a significant decrease in fluconazole AUC and C_{max} . There was a mean \pm SD decrease in fluconazole AUC of 13% \pm 11% (range: –3.4 to –31%) and C_{max} decreased 19% \pm 14% (range: –5 to –40%). However, the administration of cimetidine 600 mg to 900 mg intravenously over a four-hour period (from one hour before to 3 hours after a single oral dose of fluconazole 200 mg) did not affect the bioavailability or pharmacokinetics of fluconazole in 24 healthy male volunteers.

Antacid

Administration of Maalox[®]1 (20 mL) to 14 normal male volunteers immediately prior to a single dose of fluconazole 100 mg had no effect on the absorption or elimination of fluconazole.

Hydrochlorothiazide

Concomitant oral administration of 100 mg fluconazole and 50 mg hydrochlorothiazide for 10 days in 13 normal volunteers resulted in a significant increase in fluconazole AUC and C_{max} compared to fluconazole given alone. There was a mean \pm SD increase in fluconazole AUC and C_{max} of $45\% \pm 31\%$ (range: 19 to 114%) and $43\% \pm 31\%$ (range: 19 to 122%), respectively. These changes are attributed to a mean \pm SD reduction in renal clearance of $30\% \pm 12\%$ (range: -10 to -50%).

Rifampin

Administration of a single oral 200 mg dose of fluconazole after 15 days of rifampin administered as 600 mg daily in eight healthy male volunteers resulted in a significant decrease in fluconazole AUC and a significant increase in apparent oral clearance of fluconazole. There was a mean \pm SD reduction in fluconazole AUC of $23\% \pm 9\%$ (range: -13 to -42%). Apparent oral clearance of fluconazole increased $32\% \pm 17\%$ (range: 16 to 72%). Fluconazole half-life decreased from 33.4 ± 4.4 hours to 26.8 ± 3.9 hours. (See **PRECAUTIONS**.)

Warfarin

There was a significant increase in prothrombin time response (area under the prothrombin time-time curve) following a single dose of warfarin (15 mg) administered to 13 normal male volunteers following oral fluconazole 200 mg administered daily for 14 days as compared to the administration of warfarin alone. There was a mean \pm SD increase in the prothrombin time response (area under the prothrombin time-time curve) of $7\% \pm 4\%$ (range: -2 to 13%). (See **PRECAUTIONS**.) Mean is based on data from 12 subjects as one of 13 subjects experienced a 2-fold increase in his prothrombin time response.

Phenytoin

Phenytoin AUC was determined after 4 days of phenytoin dosing (200 mg daily, orally for 3 days followed by 250 mg intravenously for one dose) both with and without the administration of fluconazole (oral fluconazole 200 mg daily for 16 days) in 10 normal male volunteers. There was a significant increase in phenytoin AUC. The mean \pm SD increase in phenytoin AUC was $88\% \pm 68\%$ (range: 16 to 247%). The absolute magnitude of this interaction is unknown because of the intrinsically nonlinear disposition of phenytoin. (See **PRECAUTIONS**.)

Cyclosporine

Cyclosporine AUC and C_{max} were determined before and after the administration of fluconazole 200 mg daily for 14 days in eight renal transplant patients who had been on cyclosporine therapy for at least 6 months and on a stable cyclosporine dose for at least 6 weeks. There was a significant increase in cyclosporine AUC, C_{max} , C_{min} (24-hour concentration), and a significant reduction in apparent oral clearance following the administration of fluconazole. The mean \pm SD increase in AUC was $92\% \pm 43\%$ (range: 18 to 147%). The C_{max} increased $60\% \pm 48\%$ (range: -5 to 133%). The C_{min} increased $157\% \pm 96\%$ (range: 33 to 360%). The apparent oral clearance decreased $45\% \pm 15\%$ (range: -15 to -60%). (See **PRECAUTIONS**.)

Zidovudine

Plasma zidovudine concentrations were determined on two occasions (before and following fluconazole 200 mg daily for 15 days) in 13 volunteers with AIDS or ARC who were on a stable zidovudine dose for at least two weeks. There was a significant increase in zidovudine AUC following the administration of fluconazole. The mean \pm SD increase in AUC was 20% \pm 32% (range: -27 to 104%). The metabolite, GZDV, to parent drug ratio significantly decreased after the administration of fluconazole, from 7.6 \pm 3.6 to 5.7 \pm 2.2.

Theophylline

The pharmacokinetics of theophylline were determined from a single intravenous dose of aminophylline (6 mg/kg) before and after the oral administration of fluconazole 200 mg daily for 14 days in 16 normal male volunteers. There were significant increases in theophylline AUC, C_{max} , and half-life with a corresponding decrease in clearance. The mean \pm SD theophylline AUC increased 21% \pm 16% (range: -5 to 48%). The C_{max} increased 13% \pm 17% (range: -13 to 40%). Theophylline clearance decreased 16% \pm 11% (range: -32 to 5%). The half-life of theophylline increased from 6.6 \pm 1.7 hours to 7.9 \pm 1.5 hours. (See **PRECAUTIONS**.)

Terfenadine

Six healthy volunteers received terfenadine 60 mg BID for 15 days. Fluconazole 200 mg was administered daily from days 9 through 15. Fluconazole did not affect terfenadine plasma concentrations. Terfenadine acid metabolite AUC increased 36% \pm 36% (range: 7 to 102%) from day 8 to day 15 with the concomitant administration of fluconazole. There was no change in cardiac repolarization as measured by Holter QTc intervals. Another study at a 400 mg and 800 mg daily dose of fluconazole demonstrated that fluconazole taken in doses of 400 mg per day or greater significantly increases plasma levels of terfenadine when taken concomitantly. (See **CONTRAINDICATIONS** and **PRECAUTIONS**.)

Quinidine

Although not studied *in vitro* or *in vivo*, concomitant administration of fluconazole with quinidine may result in inhibition of quinidine metabolism. Use of quinidine has been associated with QT prolongation and rare occurrences of torsades de pointes. Coadministration of fluconazole and quinidine is contraindicated. (See **CONTRAINDICATIONS** and **PRECAUTIONS**.)

Oral Hypoglycemics

The effects of fluconazole on the pharmacokinetics of the sulfonylurea oral hypoglycemic agents tolbutamide, glipizide, and glyburide were evaluated in three placebo-controlled studies in normal volunteers. All subjects received the sulfonylurea alone as a single dose and again as a single dose following the administration of fluconazole 100 mg daily for 7 days. In these three studies, 22/46 (47.8%) of fluconazole treated patients and 9/22 (40.1%) of placebo-treated patients experienced symptoms consistent with hypoglycemia. (See **PRECAUTIONS**.)

Tolbutamide

In 13 normal male volunteers, there was significant increase in tolbutamide (500 mg single dose) AUC and C_{max} following the administration of fluconazole. There was a mean \pm SD increase in tolbutamide AUC of 26% \pm 9% (range: 12 to 39%). Tolbutamide C_{max} increased 11% \pm 9% (range: -6 to 27%). (See **PRECAUTIONS**.)

Glipizide

The AUC and C_{\max} of glipizide (2.5 mg single dose) were significantly increased following the administration of fluconazole in 13 normal male volunteers. There was a mean \pm SD increase in AUC of $49\% \pm 13\%$ (range: 27 to 73%) and an increase in C_{\max} of $19\% \pm 23\%$ (range: -11 to 79%). (See **PRECAUTIONS**.)

Glyburide

The AUC and C_{\max} of glyburide (5 mg single dose) were significantly increased following the administration of fluconazole in 20 normal male volunteers. There was a mean \pm SD increase in AUC of $44\% \pm 29\%$ (range: -13 to 115%) and C_{\max} increased $19\% \pm 19\%$ (range: -23 to 62%). Five subjects required oral glucose following the ingestion of glyburide after 7 days of fluconazole administration. (See **PRECAUTIONS**.)

Rifabutin

There have been published reports that an interaction exists when fluconazole is administered concomitantly with rifabutin, leading to increased serum levels of rifabutin. (See **PRECAUTIONS**.)

Tacrolimus

There have been published reports that an interaction exists when fluconazole is administered concomitantly with tacrolimus, leading to increased serum levels of tacrolimus. (See **PRECAUTIONS**.)

Cisapride

A placebo-controlled, randomized, multiple-dose study examined the potential interaction of fluconazole with cisapride. Two groups of 10 normal subjects were administered fluconazole 200 mg daily or placebo. Cisapride 20 mg four times daily was started after 7 days of fluconazole or placebo dosing. Following a single dose of fluconazole, there was a 101% increase in the cisapride AUC and a 91% increase in the cisapride C_{\max} . Following multiple doses of fluconazole, there was a 192% increase in the cisapride AUC and a 154% increase in the cisapride C_{\max} . Fluconazole significantly increased the QTc interval in subjects receiving cisapride 20 mg four times daily for 5 days. (See **CONTRAINDICATIONS** and **PRECAUTIONS**.)

Midazolam

The effect of fluconazole on the pharmacokinetics and pharmacodynamics of midazolam was examined in a randomized, cross-over study in 12 volunteers. In the study, subjects ingested placebo or 400 mg fluconazole on Day 1 followed by 200 mg daily from Day 2 to Day 6. In addition, a 7.5 mg dose of midazolam was orally ingested on the first day, 0.05 mg/kg was administered intravenously on the fourth day, and 7.5 mg orally on the sixth day. Fluconazole reduced the clearance of IV midazolam by 51%. On the first day of dosing, fluconazole increased the midazolam AUC and C_{\max} by 259% and 150%, respectively. On the sixth day of dosing, fluconazole increased the midazolam AUC and C_{\max} by 259% and 74%, respectively. The psychomotor effects of midazolam were significantly increased after oral administration of midazolam but not significantly affected following intravenous midazolam.

A second randomized, double-dummy, placebo-controlled, cross over study in three phases was performed to determine the effect of route of administration of fluconazole on the interaction between fluconazole and midazolam. In each phase the subjects were given oral fluconazole 400 mg and

intravenous saline; oral placebo and intravenous fluconazole 400 mg; and oral placebo and IV saline. An oral dose of 7.5 mg of midazolam was ingested after fluconazole/placebo. The AUC and C_{\max} of midazolam were significantly higher after oral than IV administration of fluconazole. Oral fluconazole increased the midazolam AUC and C_{\max} by 272% and 129%, respectively. IV fluconazole increased the midazolam AUC and C_{\max} by 244% and 79%, respectively. Both oral and IV fluconazole increased the pharmacodynamic effects of midazolam. (See **PRECAUTIONS**.)

Azithromycin

An open-label, randomized, three-way crossover study in 18 healthy subjects assessed the effect of a single 800 mg oral dose of fluconazole on the pharmacokinetics of a single 1200 mg oral dose of azithromycin as well as the effects of azithromycin on the pharmacokinetics of fluconazole. There was no significant pharmacokinetic interaction between fluconazole and azithromycin.

Voriconazole

Voriconazole is a substrate for both CYP2C9 and CYP3A4 isoenzymes. Concurrent administration of oral voriconazole (400 mg Q 12 h for 1 day, then 200 mg Q 12 h for 2.5 days) and oral fluconazole (400 mg on day 1, then 200 mg Q 24 h for 4 days) to 6 healthy male subjects resulted in an increase in C_{\max} and AUC_{τ} of voriconazole by an average of 57% (90% CI: 20%, 107%) and 79% (90% CI: 40%, 128%), respectively. In a follow-on clinical study involving 8 healthy male subjects, reduced dosing and/or frequency of voriconazole and fluconazole did not eliminate or diminish this effect. Concomitant administration of voriconazole and fluconazole at any dose is not recommended. Close monitoring for adverse events related to voriconazole is recommended if voriconazole is used sequentially after fluconazole, especially within 24 h of the last dose of fluconazole. (See **PRECAUTIONS**.)

Tofacitinib

Co-administration of fluconazole (400 mg on Day 1 and 200 mg once daily for 6 days [Days 2 to 7]) and tofacitinib (30 mg single dose on Day 5) in healthy subjects resulted in increased mean tofacitinib AUC and C_{\max} values of approximately 79% (90% CI: 64% to 96%) and 27% (90% CI: 12% to 44%), respectively, compared to administration of tofacitinib alone. (See **PRECAUTIONS**.)

Microbiology

Mechanism of Action

Fluconazole is a highly selective inhibitor of fungal cytochrome P450 dependent enzyme lanosterol 14- α -demethylase. This enzyme functions to convert lanosterol to ergosterol. The subsequent loss of normal sterols correlates with the accumulation of 14- α -methyl sterols in fungi and may be responsible for the fungistatic activity of fluconazole. Mammalian cell demethylation is much less sensitive to fluconazole inhibition.

Drug Resistance

Fluconazole resistance may arise from a modification in the quality or quantity of the target enzyme (lanosterol 14- α -demethylase), reduced access to the drug target, or some combination of these mechanisms.

Point mutations in the gene (ERG11) encoding for the target enzyme lead to an altered target with decreased affinity for azoles. Overexpression of ERG11 results in the production of high concentrations of the target enzyme, creating the need for higher intracellular drug concentrations to inhibit all of the enzyme molecules in the cell.

The second major mechanism of drug resistance involves active efflux of fluconazole out of the cell through the activation of two types of multidrug efflux transporters; the major facilitators (encoded by MDR genes) and those of the ATP-binding cassette superfamily (encoded by CDR genes). Upregulation of the MDR gene leads to fluconazole resistance, whereas, upregulation of CDR genes may lead to resistance to multiple azoles.

Resistance in *Candida glabrata* usually includes upregulation of CDR genes resulting in resistance to multiple azoles. For an isolate where the MIC is categorized as Intermediate (16 to 32 mcg/mL), the highest fluconazole dose is recommended.

Candida krusei should be considered to be resistant to fluconazole. Resistance in *C. krusei* appears to be mediated by reduced sensitivity of the target enzyme to inhibition by the agent.

There have been reports of cases of superinfection with *Candida* species other than *C. albicans*, which are often inherently not susceptible to fluconazole (e.g., *Candida krusei*). Such cases may require alternative antifungal therapy.

Activity In Vitro and In Clinical Infections

Fluconazole has been shown to be active against most strains of the following microorganisms **both in vitro and in clinical infections**.

Candida albicans

Candida glabrata (Many strains are intermediately susceptible)*

Candida parapsilosis

Candida tropicalis

Cryptococcus neoformans

* In a majority of the studies, fluconazole MIC₉₀ values against *C. glabrata* were above the susceptible breakpoint (≥ 16 mcg/mL). Resistance in *Candida glabrata* usually includes upregulation of CDR genes resulting in resistance to multiple azoles. For an isolate where the MIC is categorized as intermediate (16 to 32 mcg/mL, see Table 1), the highest dose is recommended (see **DOSAGE AND ADMINISTRATION**). For resistant isolates, alternative therapy is recommended.

The following *in vitro* data are available, **but their clinical significance is unknown**.

Fluconazole exhibits *in vitro* minimum inhibitory concentrations (MIC values) of 8 mcg/mL or less against most ($\geq 90\%$) strains of the following microorganisms, however, the safety and effectiveness of fluconazole in treating clinical infections due to these microorganisms have not been established in adequate and well-controlled trials.

Candida dubliniensis

Candida guilliermondii

Candida kefyr

Candida lusitanae

Candida krusei should be considered to be resistant to fluconazole. Resistance in *C. krusei* appears to be mediated by reduced sensitivity of the target enzyme to inhibition by the agent.

There have been reports of cases of superinfection with *Candida* species other than *C. albicans*, which are often inherently not susceptible to fluconazole (e.g., *Candida krusei*). Such cases may require alternative antifungal therapy.

Susceptibility Testing Methods

Cryptococcus neoformans and filamentous fungi

No interpretive criteria have been established for *Cryptococcus neoformans* and filamentous fungi.

Candida species

Broth Dilution Techniques

Quantitative methods are used to determine antifungal minimum inhibitory concentrations (MICs). These MICs provide estimates of the susceptibility of *Candida* spp. to antifungal agents. MICs should be determined using a standardized procedure. Standardized procedures are based on a dilution method (broth)¹ with standardized inoculum concentrations of fluconazole powder. The MIC values should be interpreted according to the criteria provided in Table 1.

Diffusion Techniques

Qualitative methods that require measurement of zone diameters also provide reproducible estimates of the susceptibility of *Candida* spp. to an antifungal agent. One such standardized procedure² requires the use of standardized inoculum concentrations. This procedure uses paper disks impregnated with 25 mcg of fluconazole to test the susceptibility of yeasts to fluconazole. Disk diffusion interpretive criteria are also provided in Table 1.

Table 1: Susceptibility Interpretive Criteria for Fluconazole against *Candida* species

Antifungal agent	Broth Dilution at 48 hours (MIC in mcg/mL)			Disk Diffusion at 24 hours (Zone Diameters in mm)		
	Susceptible (S)	Intermediate (I)**	Resistant (R)	Susceptible (S)	Intermediate (I)**	Resistant (R)
Fluconazole*	≤8	16-32	≥64	≥19	15-18	≤14

* Isolates of *C. krusei* are assumed to be intrinsically resistant to fluconazole and their MICs and/or zone diameters should not be interpreted using this scale.

** The intermediate category is sometimes called Susceptible-Dose Dependent (SDD) and both categories are equivalent for fluconazole.

A report of *Susceptible* (S) indicates that the antimicrobial drug is likely to inhibit growth of the microorganism if the antimicrobial drug reaches the concentration usually achievable at the site of infection.

A report of *Intermediate* (I) indicates that an infection due to the isolate may be appropriately treated in body sites where the drugs are physiologically concentrated or when a high dosage of drug is used.

A report of *Resistant* (R) indicates that the antimicrobial is not likely to inhibit growth of the pathogen if the antimicrobial drug reaches the concentrations usually achievable at the infection site; other therapy should be selected.

Quality Control

Standardized susceptibility test procedures require the use of quality control organisms to control the technical aspects of the test procedures. Standardized fluconazole powder and 25 mcg disks should provide the following range of values noted in Table 2. NOTE: Quality control microorganisms are specific strains of organisms with intrinsic biological properties relating to resistance mechanisms and their genetic expression within fungi; the specific strains used for microbiological control are not clinically significant.

Table 2: Acceptable Quality Control Ranges for Fluconazole to be Used in Validation of Susceptibility Test Results

QC Strain	Macrodilution (MIC in mcg/mL) @ 48 hours	Microdilution (MIC in mcg/mL) @ 48 hours	Disk Diffusion (Zone Diameter in mm) @ 24 hours
<i>Candida parapsilosis</i> ATCC 22019	2-8	1-4	22-33
<i>Candida krusei</i> ATCC 6258	16-64	16-128	---*
<i>Candida albicans</i> ATCC 90028	---*	---*	28-39
<i>Candida tropicalis</i> ATCC 750	---*	---*	26-37

---* Quality control ranges have not been established for this strain/antifungal agent combination due to their extensive interlaboratory variation during initial quality control studies.

INDICATIONS AND USAGE

Fluconazole for oral suspension USP is indicated for the treatment of:

1. Oropharyngeal and esophageal candidiasis. In open noncomparative studies of relatively small numbers of patients, fluconazole for oral suspension USP was also effective for the treatment of *Candida* urinary tract infections, peritonitis, and systemic *Candida* infections including candidemia, disseminated candidiasis, and pneumonia.
2. *Cryptococcal meningitis*. Before prescribing fluconazole for oral suspension USP for AIDS patients with *cryptococcal meningitis*, please see **CLINICAL STUDIES** section. Studies comparing fluconazole for oral suspension USP to amphotericin B in non-HIV infected patients have not been conducted.

Prophylaxis. Fluconazole for oral suspension USP is also indicated to decrease the incidence of candidiasis in patients undergoing bone marrow transplantation who receive cytotoxic chemotherapy and/or radiation therapy.

Specimens for fungal culture and other relevant laboratory studies (serology, histopathology) should be obtained prior to therapy to isolate and identify causative organisms. Therapy may be instituted before the results of the cultures and other laboratory studies are known; however, once these results become

available, anti-infective therapy should be adjusted accordingly.

CLINICAL STUDIES

Cryptococcal meningitis

In a multicenter study comparing fluconazole (200 mg/day) to amphotericin B (0.3 mg/kg/day) for treatment of *cryptococcal meningitis* in patients with AIDS, a multivariate analysis revealed three pretreatment factors that predicted death during the course of therapy: abnormal mental status, cerebrospinal fluid cryptococcal antigen titer greater than 1:1024, and cerebrospinal fluid white blood cell count of less than 20 cells/mm³. Mortality among high risk patients was 33% and 40% for amphotericin B and fluconazole patients, respectively (p=0.58), with overall deaths 14% (9 of 63 subjects) and 18% (24 of 131 subjects) for the 2 arms of the study (p=0.48). Optimal doses and regimens for patients with acute *cryptococcal meningitis* and at high risk for treatment failure remain to be determined. (Saag, *et al.* N Engl J Med 1992; 326:83-9.)

Pediatric Studies

Oropharyngeal candidiasis

An open-label, comparative study of the efficacy and safety of fluconazole (2 to 3 mg/kg/day) and oral nystatin (400,000 I.U. 4 times daily) in immunocompromised children with oropharyngeal candidiasis was conducted. Clinical and mycological response rates were higher in the children treated with fluconazole.

Clinical cure at the end of treatment was reported for 86% of fluconazole treated patients compared to 46% of nystatin treated patients. Mycologically, 76% of fluconazole treated patients had the infecting organism eradicated compared to 11% for nystatin treated patients.

	Fluconazole	Nystatin
Enrolled	96	90
Clinical Cure	76/88 (86%)	36/78 (46%)
Mycological eradication*	55/72 (76%)	6/54 (11%)

* Subjects without follow-up cultures for any reason were considered nonevaluable for mycological response.

The proportion of patients with clinical relapse 2 weeks after the end of treatment was 14% for subjects receiving fluconazole and 16% for subjects receiving nystatin. At 4 weeks after the end of treatment, the percentages of patients with clinical relapse were 22% for fluconazole and 23% for nystatin.

CONTRAINDICATIONS

Fluconazole for oral suspension is contraindicated in patients who have shown hypersensitivity to fluconazole or to any of its excipients. There is no information regarding cross-hypersensitivity between fluconazole and other azole antifungal agents. Caution should be used in prescribing fluconazole for oral suspension to patients with hypersensitivity to other azoles. Coadministration of terfenadine is contraindicated in patients receiving fluconazole for oral suspension at multiple doses of 400 mg or higher based upon results of a multiple dose interaction study. Coadministration of other drugs known to prolong the QT interval and which are metabolized via the enzyme CYP3A4 such as

cisapride, astemizole, erythromycin, pimozide, and quinidine are contraindicated in patients receiving fluconazole for oral suspension. (See **CLINICAL PHARMACOLOGY: Drug Interaction Studies** and **PRECAUTIONS**.)

WARNINGS

(1) Hepatic Injury: Fluconazole should be administered with caution to patients with liver dysfunction. Fluconazole has been associated with rare cases of serious hepatic toxicity, including fatalities primarily in patients with serious underlying medical conditions. In cases of fluconazole-associated hepatotoxicity, no obvious relationship to total daily dose, duration of therapy, sex, or age of the patient has been observed. Fluconazole hepatotoxicity has usually, but not always, been reversible on discontinuation of therapy. Patients who develop abnormal liver function tests during fluconazole therapy should be monitored for the development of more severe hepatic injury. Fluconazole should be discontinued if clinical signs and symptoms consistent with liver disease develop that may be attributable to fluconazole.

(2) Anaphylaxis: In rare cases, anaphylaxis has been reported.

(3) Dermatologic: Exfoliative skin disorders during treatment with fluconazole have been reported. Fatal outcomes have been reported in patients with serious underlying diseases. Patients with deep seated fungal infections who develop rashes during treatment with fluconazole should be monitored closely and the drug discontinued if lesions progress. Fluconazole should be discontinued in patients treated for superficial fungal infection who develop a rash that may be attributed to fluconazole.

(4) Use in Pregnancy: There are no adequate and well-controlled studies of fluconazole in pregnant women. Available human data do not suggest an increased risk of congenital anomalies following a single maternal dose of 150 mg. A few published case reports describe a rare pattern of distinct congenital anomalies in infants exposed *in utero* to high dose maternal fluconazole (400 to 800 mg/day) during most or all of the first trimester. These reported anomalies are similar to those seen in animal studies. If this drug is used during pregnancy or if the patient becomes pregnant while taking the drug, the patient should be informed of the potential hazard to the fetus. (See **PRECAUTIONS, Pregnancy**.)

PRECAUTIONS

General

Some azoles, including fluconazole, have been associated with prolongation of the QT interval on the electrocardiogram. During post-marketing surveillance, there have been rare cases of QT prolongation and torsade de pointes in patients taking fluconazole. Most of these reports involved seriously ill patients with multiple confounding risk factors, such as structural heart disease, electrolyte abnormalities, and concomitant medications that may have been contributory.

Fluconazole should be administered with caution to patients with these potentially proarrhythmic conditions.

Concomitant use of fluconazole and erythromycin has the potential to increase the risk of cardiotoxicity (prolonged QT interval, torsade de pointes) and consequently sudden heart death. This combination should be avoided.

Fluconazole should be administered with caution to patients with renal dysfunction.

Fluconazole is a potent CYP2C9 inhibitor and a moderate CYP3A4 inhibitor. Fluconazole treated patients who are concomitantly treated with drugs with a narrow therapeutic window metabolized through CYP2C9 and CYP3A4 should be monitored.

Fluconazole for oral suspension contains sucrose and should not be used in patients with hereditary fructose, glucose/galactose malabsorption, and sucrase-isomaltase deficiency.

When driving vehicles or operating machines, it should be taken into account that occasionally dizziness or seizures may occur.

Drug Interactions

(See **CLINICAL PHARMACOLOGY: Drug Interaction Studies** and **CONTRAINDICATIONS**.) Fluconazole is a potent inhibitor of cytochrome P450 (CYP) isoenzyme 2C9 and 2C19, and a moderate inhibitor of CYP3A4. In addition to the observed/documented interactions mentioned below, there is a risk of increased plasma concentration of other compounds metabolized by CYP2C9, CYP2C19, and CYP3A4 coadministered with fluconazole. Therefore, caution should be exercised when using these combinations and the patients should be carefully monitored. The enzyme inhibiting effect of fluconazole persists 4 to 5 days after discontinuation of fluconazole treatment due to the long half-life of fluconazole. Clinically or potentially significant drug interactions between fluconazole and the following agents/classes have been observed. These are described in greater detail below:

- Oral hypoglycemics
- Coumarin-type anticoagulants
- Phenytoin
- Cyclosporine
- Rifampin
- Theophylline
- Terfenadine
- Cisapride
- Astemizole
- Rifabutin
- Voriconazole
- Tacrolimus
- Short-acting benzodiazepines
- Tofacitinib
- Triazolam
- Oral Contraceptives
- Pimozide
- Quinidine
- Hydrochlorothiazide
- Alfentanil
- Amitriptyline, nortriptyline
- Amphotericin B
- Azithromycin
- Carbamazepine
- Calcium Channel Blockers
- Celecoxib
- Cyclophosphamide
- Fentanyl
- Halofantrine
- HMG-CoA reductase inhibitors

Losartan
Methadone
Non-steroidal anti-inflammatory drugs
Prednisone
Saquinavir
Sirolimus
Vinca Alkaloids
Vitamin A
Zidovudine

Oral Hypoglycemics

Clinically significant hypoglycemia may be precipitated by the use of fluconazole with oral hypoglycemic agents; one fatality has been reported from hypoglycemia in association with combined fluconazole and glyburide use. Fluconazole reduces the metabolism of tolbutamide, glyburide, and glipizide and increases the plasma concentration of these agents. When fluconazole is used concomitantly with these or other sulfonylurea oral hypoglycemic agents, blood glucose concentrations should be carefully monitored and the dose of the sulfonylurea should be adjusted as necessary. (See **CLINICAL PHARMACOLOGY: Drug Interaction Studies.**)

Coumarin-type anticoagulants

Prothrombin time may be increased in patients receiving concomitant fluconazole and coumarin-type anticoagulants. In post-marketing experience, as with other azole antifungals, bleeding events (bruising, epistaxis, gastrointestinal bleeding, hematuria, and melena) have been reported in association with increases in prothrombin time in patients receiving fluconazole concurrently with warfarin. Careful monitoring of prothrombin time in patients receiving fluconazole and coumarin-type anticoagulants is recommended. Dose adjustment of warfarin may be necessary. (See **CLINICAL PHARMACOLOGY: Drug Interaction Studies.**)

Phenytoin

Fluconazole increases the plasma concentrations of phenytoin. Careful monitoring of phenytoin concentrations in patients receiving fluconazole and phenytoin is recommended. (See **CLINICAL PHARMACOLOGY: Drug Interaction Studies.**)

Cyclosporine

Fluconazole significantly increases cyclosporine levels in renal transplant patients with or without renal impairment. Careful monitoring of cyclosporine concentrations and serum creatinine is recommended in patients receiving fluconazole and cyclosporine. (See **CLINICAL PHARMACOLOGY: Drug Interaction Studies**). This combination may be used by reducing the dosage of cyclosporine depending on cyclosporine concentration.

Rifampin

Rifampin enhances the metabolism of concurrently administered fluconazole. Depending on clinical circumstances, consideration should be given to increasing the dose of fluconazole when it is administered with rifampin. (See **CLINICAL PHARMACOLOGY: Drug Interaction Studies.**)

Theophylline

Fluconazole increases the serum concentrations of theophylline. Careful monitoring of serum

theophylline concentrations in patients receiving fluconazole and theophylline is recommended. (See **CLINICAL PHARMACOLOGY: Drug Interaction Studies.**)

Terfenadine

Because of the occurrence of serious cardiac dysrhythmias secondary to prolongation of the QTc interval in patients receiving azole antifungals in conjunction with terfenadine, interaction studies have been performed. One study at a 200 mg daily dose of fluconazole failed to demonstrate a prolongation in QTc interval. Another study at a 400 mg and 800 mg daily dose of fluconazole demonstrated that fluconazole taken in doses of 400 mg per day or greater significantly increases plasma levels of terfenadine when taken concomitantly. The combined use of fluconazole at doses of 400 mg or greater with terfenadine is contraindicated. (See **CONTRAINDICATIONS** and **CLINICAL PHARMACOLOGY: Drug Interaction Studies.**) The coadministration of fluconazole at doses lower than 400 mg/day with terfenadine should be carefully monitored.

Cisapride

There have been reports of cardiac events, including torsade de pointes, in patients to whom fluconazole and cisapride were coadministered. A controlled study found that concomitant fluconazole 200 mg once daily and cisapride 20 mg four times a day yielded a significant increase in cisapride plasma levels and prolongation of QTc interval. The combined use of fluconazole with cisapride is contraindicated. (See **CONTRAINDICATIONS** and **CLINICAL PHARMACOLOGY: Drug Interaction Studies.**)

Astemizole

Concomitant administration of fluconazole with astemizole may decrease the clearance of astemizole. Resulting increased plasma concentrations of astemizole can lead to QT prolongation and rare occurrences of torsade de pointes. Coadministration of fluconazole and astemizole is contraindicated.

Rifabutin

There have been reports that an interaction exists when fluconazole is administered concomitantly with rifabutin, leading to increased serum levels of rifabutin up to 80%. There have been reports of uveitis in patients to whom fluconazole and rifabutin were coadministered. Patients receiving rifabutin and fluconazole concomitantly should be carefully monitored. (See **CLINICAL PHARMACOLOGY: Drug Interaction Studies.**)

Voriconazole

Avoid concomitant administration of voriconazole and fluconazole. Monitoring for adverse events and toxicity related to voriconazole is recommended; especially, if voriconazole is started within 24 h after the last dose of fluconazole. (See **CLINICAL PHARMACOLOGY: Drug Interaction Studies.**)

Tacrolimus

Fluconazole may increase the serum concentrations of orally administered tacrolimus up to 5 times due to inhibition of tacrolimus metabolism through CYP3A4 in the intestines. No significant pharmacokinetic changes have been observed when tacrolimus is given intravenously. Increased tacrolimus levels have been associated with nephrotoxicity. Dosage of orally administered tacrolimus should be decreased depending on tacrolimus concentration. (See **CLINICAL PHARMACOLOGY: Drug Interaction Studies.**)

Short-acting Benzodiazepines

Following oral administration of midazolam, fluconazole resulted in substantial increases in midazolam concentrations and psychomotor effects. This effect on midazolam appears to be more pronounced following oral administration of fluconazole than with fluconazole administered intravenously. If short-acting benzodiazepines, which are metabolized by the cytochrome P450 system, are concomitantly administered with fluconazole, consideration should be given to decreasing the benzodiazepine dosage, and the patients should be appropriately monitored. (See **CLINICAL PHARMACOLOGY: Drug Interaction Studies.**)

Tofacitinib

Systemic exposure to tofacitinib is increased when tofacitinib is coadministered with fluconazole, a combined moderate CYP3A4 and potent CYP2C19 inhibitor. Reduce the dose of tofacitinib when given concomitantly with fluconazole (i.e., from 5 mg twice daily to 5 mg once daily as instructed in the XELJANZ[®] [tofacitinib] label). (See **CLINICAL PHARMACOLOGY: Drug Interaction Studies.**)

Triazolam

Fluconazole increases the AUC of triazolam (single dose) by approximately 50%, C_{max} by 20 to 32%, and increases $t_{1/2}$ by 25 to 50% due to the inhibition of metabolism of triazolam. Dosage adjustments of triazolam may be necessary.

Oral Contraceptives

Two pharmacokinetic studies with a combined oral contraceptive have been performed using multiple doses of fluconazole. There were no relevant effects on hormone level in the 50 mg fluconazole study, while at 200 mg daily, the AUCs of ethinyl estradiol and levonorgestrel were increased 40% and 24%, respectively. Thus, multiple dose use of fluconazole at these doses is unlikely to have an effect on the efficacy of the combined oral contraceptive.

Pimozide

Although not studied *in vitro* or *in vivo*, concomitant administration of fluconazole with pimozide may result in inhibition of pimozide metabolism. Increased pimozide plasma concentrations can lead to QT prolongation and rare occurrences of torsade de pointes. Coadministration of fluconazole and pimozide is contraindicated.

Quinidine

Although not studied *in vitro* or *in vivo*, concomitant administration of fluconazole with quinidine may result in inhibition of quinidine metabolism. Use of quinidine has been associated with QT prolongation and rare occurrences of torsades de pointes. Coadministration of fluconazole and quinidine is contraindicated. (See **CONTRAINDICATIONS.**)

Hydrochlorothiazide

In a pharmacokinetic interaction study, coadministration of multiple dose hydrochlorothiazide to healthy volunteers receiving fluconazole increased plasma concentrations of fluconazole by 40%. An effect of this magnitude should not necessitate a change in the fluconazole dose regimen in subjects receiving concomitant diuretics.

Alfentanil

A study observed a reduction in clearance and distribution volume as well as prolongation of $T_{1/2}$ of alfentanil following concomitant treatment with fluconazole. A possible mechanism of action is fluconazole's inhibition of CYP3A4. Dosage adjustment of alfentanil may be necessary.

Amitriptyline, Nortriptyline

Fluconazole increases the effect of amitriptyline and nortriptyline. 5- nortriptyline and/or S-amitriptyline may be measured at initiation of the combination therapy and after one week. Dosage of amitriptyline/nortriptyline should be adjusted, if necessary.

Amphotericin B

Concurrent administration of fluconazole and amphotericin B in infected normal and immunosuppressed mice showed the following results: a small additive antifungal effect in systemic infection with *C. albicans*, no interaction in intracranial infection with *Cryptococcus neoformans*, and antagonism of the two drugs in systemic infection with *A. fumigatus*. The clinical significance of results obtained in these studies is unknown.

Azithromycin

An open-label, randomized, three-way crossover study in 18 healthy subjects assessed the effect of a single 1200 mg oral dose of azithromycin on the pharmacokinetics of a single 800 mg oral dose of fluconazole as well as the effects of fluconazole on the pharmacokinetics of azithromycin. There was no significant pharmacokinetic interaction between fluconazole and azithromycin.

Carbamazepine

Fluconazole inhibits the metabolism of carbamazepine and an increase in serum carbamazepine of 30% has been observed. There is a risk of developing carbamazepine toxicity. Dosage adjustment of carbamazepine may be necessary depending on concentration measurements/effect.

Calcium Channel Blockers

Certain calcium channel antagonists (nifedipine, isradipine, amlodipine, verapamil, and felodipine) are metabolized by CYP3A4. Fluconazole has the potential to increase the systemic exposure of the calcium channel antagonists. Frequent monitoring for adverse events is recommended.

Celecoxib

During concomitant treatment with fluconazole (200 mg daily) and celecoxib (200 mg), the celecoxib C_{max} and AUC increased by 68% and 134%, respectively. Half of the celecoxib dose may be necessary when combined with fluconazole.

Cyclophosphamide

Combination therapy with cyclophosphamide and fluconazole results in an increase in serum bilirubin and serum creatinine. The combination may be used while taking increased consideration to the risk of increased serum bilirubin and serum creatinine.

Fentanyl

One fatal case of possible fentanyl fluconazole interaction was reported. The author judged that the

patient died from fentanyl intoxication. Furthermore, in a randomized crossover study with 12 healthy volunteers it was shown that fluconazole delayed the elimination of fentanyl significantly. Elevated fentanyl concentration may lead to respiratory depression.

Halofantrine

Fluconazole can increase halofantrine plasma concentration due to an inhibitory effect on CYP3A4.

HMG-CoA Reductase Inhibitors

The risk of myopathy and rhabdomyolysis increases when fluconazole is coadministered with HMG-CoA reductase inhibitors metabolized through CYP3A4, such as atorvastatin and simvastatin, or through CYP2C9, such as fluvastatin. If concomitant therapy is necessary, the patient should be observed for symptoms of myopathy and rhabdomyolysis and creatinine kinase should be monitored. HMG-CoA reductase inhibitors should be discontinued if a marked increase in creatinine kinase is observed or myopathy/rhabdomyolysis is diagnosed or suspected.

Losartan

Fluconazole inhibits the metabolism of losartan to its active metabolite (E-31 74) which is responsible for most of the angiotensin II-receptor antagonism which occurs during treatment with losartan. Patients should have their blood pressure monitored continuously.

Methadone

Fluconazole may enhance the serum concentration of methadone. Dosage adjustment of methadone may be necessary.

Non-Steroidal Anti-Inflammatory Drugs

The C_{max} and AUC of flurbiprofen were increased by 23% and 81%, respectively, when coadministered with fluconazole compared to administration of flurbiprofen alone. Similarly, the C_{max} and AUC of the pharmacologically active isomer [S-(+)-ibuprofen] were increased by 15% and 82%, respectively, when fluconazole was coadministered with racemic ibuprofen (400 mg) compared to administration of racemic ibuprofen alone.

Although not specifically studied, fluconazole has the potential to increase the systemic exposure of other NSAIDs that are metabolized by CYP2C9 (e.g., naproxen, lornoxicam, meloxicam, diclofenac). Frequent monitoring for adverse events and toxicity related to NSAIDs is recommended. Adjustment of dosage of NSAIDs may be needed.

Prednisone

There was a case report that a liver-transplanted patient treated with prednisone developed acute adrenal cortex insufficiency when a three month therapy with fluconazole was discontinued. The discontinuation of fluconazole presumably caused an enhanced CYP3A4 activity which led to increased metabolism of prednisone. Patients on long-term treatment with fluconazole and prednisone should be carefully monitored for adrenal cortex insufficiency when fluconazole is discontinued.

Saquinavir

Fluconazole increases the AUC of saquinavir by approximately 50%, C_{max} by approximately 55%, and decreases clearance of saquinavir by approximately 50% due to inhibition of saquinavir's hepatic

metabolism by CYP3A4 and inhibition of P-glycoprotein. Dosage adjustment of saquinavir may be necessary.

Sirolimus

Fluconazole increases plasma concentrations of sirolimus presumably by inhibiting the metabolism of sirolimus via CYP3A4 and P-glycoprotein. This combination may be used with a dosage adjustment of sirolimus depending on the effect/concentration measurements.

Vinca Alkaloids

Although not studied, fluconazole may increase the plasma levels of the vinca alkaloids (e.g., vincristine and vinblastine) and lead to neurotoxicity, which is possibly due to an inhibitory effect on CYP3A4.

Vitamin A

Based on a case report in one patient receiving combination therapy with all-trans-retinoid acid (an acid form of vitamin A) and fluconazole, CNS related undesirable effects have developed in the form of pseudotumour cerebri, which disappeared after discontinuation of fluconazole treatment. This combination may be used but the incidence of CNS related undesirable effects should be borne in mind.

Zidovudine

Fluconazole increases C_{max} and AUC of zidovudine by 84% and 74%, respectively, due to an approximately 45% decrease in oral zidovudine clearance. The half-life of zidovudine was likewise prolonged by approximately 128% following combination therapy with fluconazole. Patients receiving this combination should be monitored for the development of zidovudine-related adverse reactions. Dosage reduction of zidovudine may be considered.

Physicians should be aware that interaction studies with medications other than those listed in the **CLINICAL PHARMACOLOGY** section have not been conducted, but such interactions may occur.

Carcinogenesis, Mutagenesis, Impairment of Fertility

Fluconazole showed no evidence of carcinogenic potential in mice and rats treated orally for 24 months at doses of 2.5, 5, or 10 mg/kg/day (approximately 2 to 7 times the recommended human dose). Male rats treated with 5 and 10 mg/kg/day had an increased incidence of hepatocellular adenomas.

Fluconazole, with or without metabolic activation, was negative in tests for mutagenicity in 4 strains of *S. typhimurium*, and in the mouse lymphoma L5178Y system. Cytogenetic studies *in vivo* (murine bone marrow cells, following oral administration of fluconazole) and *in vitro* (human lymphocytes exposed to fluconazole at 1000 mcg/mL) showed no evidence of chromosomal mutations.

Fluconazole did not affect the fertility of male or female rats treated orally with daily doses of 5, 10, or 20 mg/kg or with parenteral doses of 5, 25, or 75 mg/kg, although the onset of parturition was slightly delayed at 20 mg/kg PO. In an intravenous perinatal study in rats at 5, 20, and 40 mg/kg, dystocia and prolongation of parturition were observed in a few dams at 20 mg/kg (approximately 5 to 15 times the recommended human dose) and 40 mg/kg, but not at 5 mg/kg. The disturbances in parturition were reflected by a slight increase in the number of still born pups and decrease of neonatal survival at these dose levels. The effects on parturition in rats are consistent with the species specific estrogen-lowering property produced by high doses of fluconazole. Such a hormone change has not been observed in women treated with fluconazole. (See **CLINICAL PHARMACOLOGY**.)

Pregnancy

Teratogenic Effects

Pregnancy Category D

All Other Indications

A few published case reports describe a rare pattern of distinct congenital anomalies in infants exposed *in utero* to high dose maternal fluconazole (400 to 800 mg/day) during most or all of the first trimester. These reported anomalies are similar to those seen in animal studies. If this drug is used during pregnancy, or if the patient becomes pregnant while taking the drug, the patient should be informed of the potential hazard to the fetus. (See **WARNINGS, Use in Pregnancy.**)

Human Data

Several published epidemiologic studies do not suggest an increased risk of congenital anomalies associated with low dose exposure to fluconazole in pregnancy (most subjects received a single oral dose of 150 mg). A few published case reports describe a distinctive and rare pattern of birth defects among infants whose mothers received high-dose (400 to 800 mg/day) fluconazole during most or all of the first trimester of pregnancy. The features seen in these infants include: brachycephaly, abnormal facies, abnormal calvarial development, cleft palate, femoral bowing, thin ribs and long bones, arthrogryposis, and congenital heart disease. These effects are similar to those seen in animal studies.

Animal Data

Fluconazole was administered orally to pregnant rabbits during organogenesis in two studies at doses of 5, 10, and 20 mg/kg and at 5, 25, and 75 mg/kg, respectively. Maternal weight gain was impaired at all dose levels (approximately 0.25 to 4 times the 400 mg clinical dose based on BSA), and abortions occurred at 75 mg/kg (approximately 4 times the 400 mg clinical dose based on BSA); no adverse fetal effects were observed.

In several studies in which pregnant rats received fluconazole orally during organogenesis, maternal weight gain was impaired and placental weights were increased at 25 mg/kg. There were no fetal effects at 5 or 10 mg/kg; increases in fetal anatomical variants (supernumerary ribs, renal pelvis dilation) and delays in ossification were observed at 25 and 50 mg/kg and higher doses. At doses ranging from 80 to 320 mg/kg (approximately 2 to 8 times the 400 mg clinical dose based on BSA), embryoletality in rats was increased and fetal abnormalities included wavy ribs, cleft palate, and abnormal cranio-facial ossification. These effects are consistent with the inhibition of estrogen synthesis in rats and may be a result of known effects of lowered estrogen on pregnancy, organogenesis, and parturition.

Nursing Mothers

Fluconazole is secreted in human milk at concentrations similar to maternal plasma concentrations. Caution should be exercised when fluconazole is administered to a nursing woman.

Pediatric Use

An open-label, randomized, controlled trial has shown fluconazole to be effective in the treatment of oropharyngeal candidiasis in children 6 months to 13 years of age. (See **CLINICAL STUDIES.**)

The use of fluconazole in children with *cryptococcal meningitis*, *Candida* esophagitis, or systemic *Candida* infections is supported by the efficacy shown for these indications in adults and by the results from several small noncomparative pediatric clinical studies. In addition, pharmacokinetic studies in children (see **CLINICAL PHARMACOLOGY**) have established a dose proportionality between children and adults. (See **DOSAGE AND ADMINISTRATION**.)

In a noncomparative study of children with serious systemic fungal infections, most of which were candidemia, the effectiveness of fluconazole was similar to that reported for the treatment of candidemia in adults. Of 17 subjects with culture-confirmed candidemia, 11 of 14 (79%) with baseline symptoms (3 were asymptomatic) had a clinical cure; 13/15 (87%) of evaluable patients had a mycologic cure at the end of treatment but two of these patients relapsed at 10 and 18 days, respectively, following cessation of therapy.

The efficacy of fluconazole for the suppression of *cryptococcal meningitis* was successful in 4 of 5 children treated in a compassionate-use study of fluconazole for the treatment of life-threatening or serious mycosis. There is no information regarding the efficacy of fluconazole for primary treatment of *cryptococcal meningitis* in children.

The safety profile of fluconazole in children has been studied in 577 children ages 1 day to 17 years who received doses ranging from 1 to 15 mg/kg/day for 1 to 1,616 days. (See **ADVERSE REACTIONS**.)

Efficacy of fluconazole has not been established in infants less than 6 months of age. (See **CLINICAL PHARMACOLOGY**.) A small number of patients (29) ranging in age from 1 day to 6 months have been treated safely with fluconazole.

Geriatric Use

In non-AIDS patients, side effects possibly related to fluconazole treatment were reported in fewer patients aged 65 and older (9%, n=339) than for younger patients (14%, n=2240). However, there was no consistent difference between the older and younger patients with respect to individual side effects. Of the most frequently reported (>1%) side effects, rash, vomiting, and diarrhea occurred in greater proportions of older patients. Similar proportions of older patients (2.4%) and younger patients (1.5%) discontinued fluconazole therapy because of side effects. In post-marketing experience, spontaneous reports of anemia and acute renal failure were more frequent among patients 65 years of age or older than in those between 12 and 65 years of age. Because of the voluntary nature of the reports and the natural increase in the incidence of anemia and renal failure in the elderly, it is however not possible to establish a casual relationship to drug exposure.

Controlled clinical trials of fluconazole did not include sufficient numbers of patients aged 65 and older to evaluate whether they respond differently from younger patients in each indication. Other reported clinical experience has not identified differences in responses between the elderly and younger patients.

Fluconazole is primarily cleared by renal excretion as unchanged drug. Because elderly patients are more likely to have decreased renal function, care should be taken to adjust dose based on creatinine clearance. It may be useful to monitor renal function. (See **CLINICAL PHARMACOLOGY** and **DOSAGE AND ADMINISTRATION**.)

ADVERSE REACTIONS

Fluconazole is generally well tolerated.

In some patients, particularly those with serious underlying diseases such as AIDS and cancer, changes in renal and hematological function test results and hepatic abnormalities have been observed during treatment with fluconazole and comparative agents, but the clinical significance and relationship to treatment is uncertain.

In Patients Receiving Multiple Doses

Sixteen percent of over 4000 patients treated with fluconazole in clinical trials of 7 days or more experienced adverse events. Treatment was discontinued in 1.5% of patients due to adverse clinical events and in 1.3% of patients due to laboratory test abnormalities.

Clinical adverse events were reported more frequently in HIV infected patients (21%) than in non-HIV infected patients (13%); however, the patterns in HIV infected and non-HIV infected patients were similar. The proportions of patients discontinuing therapy due to clinical adverse events were similar in the two groups (1.5%).

The following treatment-related clinical adverse events occurred at an incidence of 1% or greater in 4048 patients receiving fluconazole for 7 or more days in clinical trials: nausea 3.7%, headache 1.9%, skin rash 1.8%, vomiting 1.7%, abdominal pain 1.7%, and diarrhea 1.5%.

Hepatobiliary

In combined clinical trials and marketing experience, there have been rare cases of serious hepatic reactions during treatment with fluconazole. (See **WARNINGS**.) The spectrum of these hepatic reactions has ranged from mild transient elevations in transaminases to clinical hepatitis, cholestasis and fulminant hepatic failure, including fatalities. Instances of fatal hepatic reactions were noted to occur primarily in patients with serious underlying medical conditions (predominantly AIDS or malignancy) and often while taking multiple concomitant medications. Transient hepatic reactions, including hepatitis and jaundice, have occurred among patients with no other identifiable risk factors. In each of these cases, liver function returned to baseline on discontinuation of fluconazole.

In two comparative trials evaluating the efficacy of fluconazole for the suppression of relapse of *cryptococcal meningitis*, a statistically significant increase was observed in median AST (SGOT) levels from a baseline value of 30 IU/L to 41 IU/L in one trial and 34 IU/L to 66 IU/L in the other. The overall rate of serum transaminase elevations of more than 8 times the upper limit of normal was approximately 1% in fluconazole-treated patients in clinical trials. These elevations occurred in patients with severe underlying disease, predominantly AIDS or malignancies, most of whom were receiving multiple concomitant medications, including many known to be hepatotoxic. The incidence of abnormally elevated serum transaminases was greater in patients taking fluconazole concomitantly with one or more of the following medications: rifampin, phenytoin, isoniazid, valproic acid, or oral sulfonylurea hypoglycemic agents.

Post-marketing Experience

In addition, the following adverse events have occurred during post-marketing experience.

Immunologic: In rare cases, anaphylaxis (including angioedema, face edema and pruritus) has been reported.

Body as a Whole: Asthenia, fatigue, fever, malaise.

Cardiovascular: QT prolongation, torsade de pointes. (See **PRECAUTIONS.**)

Central Nervous System: Seizures, dizziness.

Hematopoietic and Lymphatic: Leukopenia, including neutropenia and agranulocytosis, thrombocytopenia.

Metabolic: Hypercholesterolemia, hypertriglyceridemia, hypokalemia.

Gastrointestinal: Cholestasis, dry mouth, hepatocellular damage, dyspepsia, vomiting.

Other Senses: Taste perversion.

Musculoskeletal System: Myalgia.

Nervous System: Insomnia, paresthesia, somnolence, tremor, vertigo.

Skin and Appendages: Acute generalized exanthematous-pustulosis, drug eruption, increased sweating, exfoliative skin disorders including Stevens-Johnson syndrome and toxic epidermal necrolysis (see **WARNINGS**), alopecia.

Adverse Reactions in Children

The pattern and incidence of adverse events and laboratory abnormalities recorded during pediatric clinical trials are comparable to those seen in adults.

In Phase II/III clinical trials conducted in the United States and in Europe, 577 pediatric patients, ages 1 day to 17 years were treated with fluconazole at doses up to 15 mg/kg/day for up to 1,616 days. Thirteen percent of children experienced treatment-related adverse events. The most commonly reported events were vomiting (5%), abdominal pain (3%), nausea (2%), and diarrhea (2%). Treatment was discontinued in 2.3% of patients due to adverse clinical events and in 1.4% of patients due to laboratory test abnormalities. The majority of treatment-related laboratory abnormalities were elevations of transaminases or alkaline phosphatase.

Percentage of Patients With Treatment-Related Side Effects

	Fluconazole (N=577)	Comparative Agents (N=451)
With any side effect	13	9.3
Vomiting	5.4	5.1
Abdominal pain	2.8	1.6
Nausea	2.3	1.6
Diarrhea	2.1	2.2

OVERDOSAGE

There have been reports of overdose with fluconazole accompanied by hallucination and paranoid

behavior.

In the event of overdose, symptomatic treatment (with supportive measures and gastric lavage if clinically indicated) should be instituted.

Fluconazole is largely excreted in urine. A three-hour hemodialysis session decreases plasma levels by approximately 50%.

In mice and rats receiving very high doses of fluconazole, clinical effects in both species included decreased motility and respiration, ptosis, lacrimation, salivation, urinary incontinence, loss of righting reflex, and cyanosis; death was sometimes preceded by clonic convulsions.

DOSAGE AND ADMINISTRATION

Dosage and Administration in Adults

SINCE ORAL ABSORPTION IS RAPID AND ALMOST COMPLETE, THE DAILY DOSE OF FLUCONAZOLE IS THE SAME FOR ORAL (TABLETS AND SUSPENSION) AND INTRAVENOUS ADMINISTRATION. In general, a loading dose of twice the daily dose is recommended on the first day of therapy to result in plasma concentrations close to steady-state by the second day of therapy.

The daily dose of fluconazole for oral suspension for the treatment of infections should be based on the infecting organism and the patient's response to therapy. Treatment should be continued until clinical parameters or laboratory tests indicate that active fungal infection has subsided. An inadequate period of treatment may lead to recurrence of active infection. Patients with AIDS and *cryptococcal meningitis* or recurrent oropharyngeal candidiasis usually require maintenance therapy to prevent relapse.

Oropharyngeal candidiasis

The recommended dosage of fluconazole for oral suspension for oropharyngeal candidiasis is 200 mg on the first day, followed by 100 mg once daily. Clinical evidence of oropharyngeal candidiasis generally resolves within several days, but treatment should be continued for at least 2 weeks to decrease the likelihood of relapse.

Esophageal candidiasis

The recommended dosage of fluconazole for oral suspension for esophageal candidiasis is 200 mg on the first day, followed by 100 mg once daily. Doses up to 400 mg/day may be used, based on medical judgment of the patient's response to therapy. Patients with esophageal candidiasis should be treated for a minimum of three weeks and for at least two weeks following resolution of symptoms.

Systemic Candida infections

For systemic *Candida* infections including candidemia, disseminated candidiasis, and pneumonia, optimal therapeutic dosage and duration of therapy have not been established. In open, noncomparative studies of small numbers of patients, doses of up to 400 mg daily have been used.

Urinary tract infections and peritonitis

For the treatment of *Candida* urinary tract infections and peritonitis, daily doses of 50 to 200 mg have been used in open, noncomparative studies of small numbers of patients.

Cryptococcal meningitis

The recommended dosage for treatment of acute *cryptococcal meningitis* is 400 mg on the first day, followed by 200 mg once daily. A dosage of 400 mg once daily may be used, based on medical judgment of the patient's response to therapy. The recommended duration of treatment for initial therapy of *cryptococcal meningitis* is 10 to 12 weeks after the cerebrospinal fluid becomes culture negative. The recommended dosage of fluconazole for oral suspension for suppression of relapse of *cryptococcal meningitis* in patients with AIDS is 200 mg once daily.

Prophylaxis in patients undergoing bone marrow transplantation

The recommended fluconazole for oral suspension daily dosage for the prevention of candidiasis in patients undergoing bone marrow transplantation is 400 mg, once daily. Patients who are anticipated to have severe granulocytopenia (less than 500 neutrophils per cu mm) should start fluconazole for oral suspension prophylaxis several days before the anticipated onset of neutropenia, and continue for 7 days after the neutrophil count rises above 1000 cells per cu mm.

Dosage and Administration in Children

The following dose equivalency scheme should generally provide equivalent exposure in pediatric and adult patients:

Pediatric Patients	Adults
3 mg/kg	100 mg
6 mg/kg	200 mg
12* mg/kg	400 mg

* Some older children may have clearances similar to that of adults. Absolute doses exceeding 600 mg/day are not recommended.

Experience with fluconazole for oral suspension in neonates is limited to pharmacokinetic studies in premature newborns. (See **CLINICAL PHARMACOLOGY**.) Based on the prolonged half-life seen in premature newborns (gestational age 26 to 29 weeks), these children, in the first two weeks of life, should receive the same dosage (mg/kg) as in older children, but administered every 72 hours. After the first two weeks, these children should be dosed once daily. No information regarding fluconazole for oral suspension pharmacokinetics in full-term newborns is available.

Oropharyngeal candidiasis

The recommended dosage of fluconazole for oral suspension for oropharyngeal candidiasis in children is 6 mg/kg on the first day, followed by 3 mg/kg once daily. Treatment should be administered for at least 2 weeks to decrease the likelihood of relapse.

Esophageal candidiasis

For the treatment of esophageal candidiasis, the recommended dosage of fluconazole for oral suspension in children is 6 mg/kg on the first day, followed by 3 mg/kg once daily. Doses up to 12 mg/kg/day may be used, based on medical judgment of the patient's response to therapy. Patients with esophageal candidiasis should be treated for a minimum of three weeks and for at least 2 weeks following the resolution of symptoms.

Systemic Candida infections

For the treatment of candidemia and disseminated *Candida* infections, daily doses of 6 to 12 mg/kg/day have been used in an open, noncomparative study of a small number of children.

Cryptococcal meningitis

For the treatment of acute *cryptococcal meningitis*, the recommended dosage is 12 mg/kg on the first day, followed by 6 mg/kg once daily. A dosage of 12 mg/kg once daily may be used, based on medical judgment of the patient's response to therapy. The recommended duration of treatment for initial therapy of *cryptococcal meningitis* is 10 to 12 weeks after the cerebrospinal fluid becomes culture negative. For suppression of relapse of *cryptococcal meningitis* in children with AIDS, the recommended dose of fluconazole for oral suspension is 6 mg/kg once daily.

Dosage In Patients With Impaired Renal Function

Fluconazole is cleared primarily by renal excretion as unchanged drug. In patients with impaired renal function who will receive multiple doses of fluconazole for oral suspension, an initial loading dose of 50 to 400 mg should be given. After the loading dose, the daily dose (according to indication) should be based on the following table:

Creatinine Clearance (mL/min)	Percent of Recommended Dose
>50	100%
≤50 (no dialysis)	50%
Regular dialysis	100% after each dialysis

Patients on regular dialysis should receive 100% of the recommended dose after each dialysis; on non-dialysis days, patients should receive a reduced dose according to their creatinine clearance.

These are suggested dose adjustments based on pharmacokinetics following administration of multiple doses. Further adjustment may be needed depending upon clinical condition.

When serum creatinine is the only measure of renal function available, the following formula (based on sex, weight, and age of the patient) should be used to estimate the creatinine clearance in adults:

$$\text{Males: } \frac{\text{Weight (kg)} \times (140 - \text{age})}{72 \times \text{serum creatinine (mg/100 mL)}}$$

Females: 0.85 × above value

Although the pharmacokinetics of fluconazole has not been studied in children with renal insufficiency, dosage reduction in children with renal insufficiency should parallel that recommended for adults. The following formula may be used to estimate creatinine clearance in children:

$$K \times \frac{\text{linear length or height (cm)}}{\text{serum creatinine (mg/100 mL)}}$$

(Where K=0.55 for children older than 1 year and 0.45 for infants.)

Administration

Fluconazole for oral suspension is administered orally. Fluconazole for oral suspension can be taken with or without food.

Directions for Mixing the Oral Suspension

Prepare a suspension at time of dispensing as follows: tap bottle until all the powder flows freely. To reconstitute, add 24 mL of distilled water or Purified Water (USP) to fluconazole bottle and shake vigorously to suspend powder. Each bottle will deliver 35 mL of suspension. The concentrations of the reconstituted suspensions are as follows:

Fluconazole Content per Bottle	Concentration of Reconstituted Suspension
350 mg	10 mg/mL
1400 mg	40 mg/mL

Note: Shake oral suspension well before using. Store reconstituted suspension between 5°C (41°F) and 25°C (77°F). Protect from freezing.

HOW SUPPLIED

Fluconazole for Oral Suspension USP, 10 mg/mL is supplied as an orange flavored white to off-white powder to provide 35 mL per bottle as follows:

35 mL Bottle NDC 65862-299-35

Fluconazole for Oral Suspension USP, 40 mg/mL is supplied as an orange flavored white to off-white powder to provide 35 mL per bottle as follows:

35 mL Bottle NDC 65862-300-35

Storage

Before Reconstitution: Store dry powder at 20° to 25°C (68° to 77°F) [see USP Controlled Room Temperature].

After Reconstitution: Store reconstituted suspension between 5°C (41°F) and 25°C (77°F). Protect from freezing. Discard unused portion after 2 weeks.

REFERENCES

1. Clinical and Laboratory Standards Institute (CLSI). Reference Method for Broth Dilution Antifungal Susceptibility Testing of Yeasts; Approved Standard-Third Edition. CLSI Document M27-A3, Clinical and Laboratory Standards Institute, 940 West Valley Road, Suite 1400, Wayne, PA, 19087, USA, 2008.
2. Clinical and Laboratory Standards Institute (CLSI). Methods for Antifungal Disk Diffusion

Susceptibility Testing of Yeasts; Approved Guideline-Second Edition. CLSI Document M44-A2, Clinical and Laboratory Standards Institute, 940 West Valley Road, Suite 1400, Wayne, PA, 19087, USA, 2009.

¹ Maalox[®] is a registered trademark of Novartis Consumer Health, Inc.

XELJANZ[®] is a registered trademark of Pfizer Inc.

Manufactured for:

Aurobindo Pharma USA, Inc.

2400 Route 130 North

Dayton, NJ 08810

Manufactured by:


Aurobindo Pharma Limited

Hyderabad-500 090, India

Revised: 08/2015

PACKAGE LABEL-PRINCIPAL DISPLAY PANEL - 10 mg/mL (35 mL Bottle)

Rx only NDC 65862-299-35
Fluconazole for Oral Suspension USP
10 mg/mL
when reconstituted
35 mL when reconstituted
AUROBINDO



FOR ORAL USE ONLY.

This package contains **350 mg** fluconazole USP in a natural orange-flavored mixture.

Each 5 mL of reconstituted suspension contains: Fluconazole USP 50 mg.

Usual Dosage: See package insert for full prescribing information.

MIXING DIRECTIONS

Tap bottle lightly to loosen powder. Add 24 mL of distilled water or Purified Water (USP) to the bottle. Shake well.

SHAKE WELL BEFORE EACH USE.

DISCARD UNUSED PORTION AFTER 2 WEEKS.

STORAGE

Before Reconstitution: Store dry powder at 20° to 25°C (68° to 77°F) [see USP Controlled Room Temperature].

After Reconstitution: Store reconstituted suspension between 5°C (41°F) and 25°C (77°F). Protect from freezing.

Rx only

NDC 65862-299-35

Fluconazole for Oral Suspension USP

10 mg/mL

when reconstituted

35 mL when reconstituted

 **AUROBINDO**

Manufactured for:
Aurobindo Pharma USA, Inc.
2400 Route 130 North
Dayton, NJ 08810

Manufactured by:
Aurobindo Pharma Limited
Hyderabad-500 090, India

M.L.No.: 19/HD/AP/95/F/R

P1413839

Batch:

Expiry:

PACKAGE LABEL-PRINCIPAL DISPLAY PANEL - 10 mg/mL Carton Label

NDC 65862-299-35

Fluconazole for Oral Suspension USP

10 mg/mL

when reconstituted

ORANGE FLAVORED

35 mL

when reconstituted


Rx only

AUROBINDO

 GTIN: 00365862299352			P1018303
<p>To the Pharmacist:</p> <ol style="list-style-type: none">Mixing Directions: Tap bottle lightly to loosen powder. Add 24 mL of distilled water or Purified Water (USP) to the bottle. Shake well.Store reconstituted suspension between 5°C (41°F) and 25°C (77°F). Protect from freezing. <p>Shake well before each use. Discard unused portion after 2 weeks.</p>	<p>FOR ORAL USE ONLY.</p> <p>This package contains 350 mg fluconazole USP in a natural orange-flavored mixture.</p> <p>Each 5 mL of reconstituted suspension contains: Fluconazole USP 50 mg.</p> <p>Usual Dosage: See package insert for full prescribing information.</p> <p>STORAGE Before Reconstitution: Store dry powder at 20° to 25°C (68° to 77°F) [see USP Controlled Room Temperature].</p> <p>After Reconstitution: Store reconstituted suspension between 5°C (41°F) and 25°C (77°F). Protect from freezing.</p>	<p>NDC 65862-299-35</p> <p>Fluconazole for Oral Suspension USP</p> <p>10 mg/mL when reconstituted</p> <p>ORANGE FLAVORED</p> <p>35 mL when reconstituted</p> <p>Rx only</p> 	<p>Manufactured for: Aurobindo Pharma USA, Inc. 2400 Route 130 North Dayton, NJ 08810</p> <p>Manufactured by: Aurobindo Pharma Limited Hyderabad-500 090, India</p> <p>M.L.No.: 19/HD/AP/95/F/R</p>  N 3 65862 - 299 - 35 2

PACKAGE LABEL-PRINCIPAL DISPLAY PANEL - 40 mg/mL (35 mL Bottle)

Rx only **NDC 65862-300-35**
Fluconazole for Oral Suspension USP
40 mg/mL
when reconstituted
35 mL when reconstituted
AUROBINDO



FOR ORAL USE ONLY.

This package contains **1400 mg** fluconazole USP in a natural orange-flavored mixture.

Each 5 mL of reconstituted suspension contains: Fluconazole USP 200 mg.

Usual Dosage: See package insert for full prescribing information.

MIXING DIRECTIONS

Tap bottle lightly to loosen powder. Add 24 mL of distilled water or Purified Water (USP) to the bottle. Shake well.

SHAKE WELL BEFORE EACH USE.

DISCARD UNUSED PORTION AFTER 2 WEEKS.

STORAGE

Before Reconstitution: Store dry powder at 20° to 25°C (68° to 77°F) [see USP Controlled Room Temperature].

After Reconstitution: Store reconstituted suspension between 5°C (41°F) and 25°C (77°F). Protect from freezing.

Rx only **NDC 65862-300-35**

Fluconazole for Oral Suspension USP

40 mg/mL

when reconstituted

35 mL when reconstituted



Manufactured by:
Aurobindo Pharma USA, Inc.
2400 Route 130 North
Dayton, NJ 08810

Manufactured by:
Aurobindo Pharma Limited
Hyderabad-500 090, India

M.L.No.: 19/HD/AP/95/F/R

P1413840

Batch:

Expiry:

PACKAGE LABEL-PRINCIPAL DISPLAY PANEL - 40 mg/mL Carton Label

NDC 65862-300-35
Fluconazole for Oral Suspension USP
40 mg/mL
when reconstituted
ORANGE FLAVORED
35 mL
when reconstituted
Rx only
AUROBINDO

GTIN: 00365962300355

To the Pharmacist:

1. **Mixing Directions:**
Tap bottle lightly to loosen powder. Add 24 mL of distilled water or Purified Water (USP) to the bottle. Shake well.

2. **Store reconstituted suspension** between 5°C (41°F) and 25°C (77°F). Protect from freezing.

Shake well before each use. Discard unused portion after 2 weeks.

FOR ORAL USE ONLY.

This package contains **1400 mg** fluconazole USP in a natural orange-flavored mixture.

Each 5 mL of reconstituted suspension contains:
Fluconazole USP 200 mg.

Usual Dosage: See package insert for full prescribing information.

STORAGE
Before Reconstitution: Store dry powder at 20° to 25°C (68° to 77°F) [see USP Controlled Room Temperature].

After Reconstitution: Store reconstituted suspension between 5°C (41°F) and 25°C (77°F). Protect from freezing.

NDC 65862-300-35


**Fluconazole
for Oral
Suspension USP**

40 mg/mL
when reconstituted

ORANGE FLAVORED

35 mL
when reconstituted

Rx only


 AUROBINDO

P1018304

Manufactured for:
Aurobindo Pharma USA, Inc.
2400 Route 130 North
Dayton, NJ 08810

Manufactured by:
Aurobindo Pharma Limited
Hyderabad-500 090, India

M.L.No.: 19/HD/AP/95/F/R



N
3 65862 - 300 - 35 5

FLUCONAZOLE

fluconazole powder, for suspension

Product Information

Product Type	HUMAN PRESCRIPTION DRUG	Item Code (Source)	NDC:65862-299
Route of Administration	ORAL		

Active Ingredient/Active Moiety

Ingredient Name	Basis of Strength	Strength
FLUCONAZOLE (UNII: 8VZV102JFY) (FLUCONAZOLE - UNII:8VZV102JFY)	FLUCONAZOLE	10 mg in 1 mL

Inactive Ingredients

Ingredient Name	Strength
SODIUM BENZOATE (UNII: OJ245FE5EU)	
ANHYDROUS CITRIC ACID (UNII: XF417D3PSL)	
TRISODIUM CITRATE DIHYDRATE (UNII: B22547B95K)	
XANTHAN GUM (UNII: TTV12P4NEE)	
TITANIUM DIOXIDE (UNII: 15FIX9V2JP)	
SILICON DIOXIDE (UNII: ETJ7Z6XBU4)	
SUCROSE (UNII: C151H8M554)	

Product Characteristics

Color	WHITE (White to Off-white)	Score	
Shape		Size	
Flavor	ORANGE (Natural Orange)	Imprint Code	
Contains			

Packaging

#	Item Code	Package Description	Marketing Start Date	Marketing End Date
1	NDC:65862-299-35	1 in 1 CARTON		
1		35 mL in 1 BOTTLE; Type 0: Not a Combination Product		

Marketing Information

Marketing Category	Application Number or Monograph Citation	Marketing Start Date	Marketing End Date
ANDA	ANDA079150	09/18/2009	

FLUCONAZOLE

fluconazole powder, for suspension

Product Information

Product Type	HUMAN PRESCRIPTION DRUG	Item Code (Source)	NDC:65862-300
Route of Administration	ORAL		

Active Ingredient/Active Moiety

Ingredient Name	Basis of Strength	Strength
FLUCONAZOLE (UNII: 8VZV102JFY) (FLUCONAZOLE - UNII:8VZV102JFY)	FLUCONAZOLE	40 mg in 1 mL

Inactive Ingredients

Ingredient Name	Strength
SODIUM BENZOATE (UNII: OJ245FE5EU)	
ANHYDROUS CITRIC ACID (UNII: XF417D3PSL)	
TRISODIUM CITRATE DIHYDRATE (UNII: B22547B95K)	

XANTHAN GUM (UNII: TTV12P4NEE)	
TITANIUM DIOXIDE (UNII: 15FIX9V2JP)	
SILICON DIOXIDE (UNII: ETJ7Z6XBU4)	
SUCROSE (UNII: C151H8M554)	

Product Characteristics

Color	WHITE (White to Off-white)	Score	
Shape		Size	
Flavor	ORANGE (Natural Orange)	Imprint Code	
Contains			

Packaging

#	Item Code	Package Description	Marketing Start Date	Marketing End Date
1	NDC:65862-300-35	1 in 1 CARTON		
1		35 mL in 1 BOTTLE; Type 0: Not a Combination Product		

Marketing Information

Marketing Category	Application Number or Monograph Citation	Marketing Start Date	Marketing End Date
ANDA	ANDA079150	09/18/2009	

Labeler - Aurobindo Pharma Limited (650082092)

Establishment

Name	Address	ID/FEI	Business Operations
Aurobindo Pharma Limited		918917642	ANALYSIS(65862-299, 65862-300) , MANUFACTURE(65862-299, 65862-300)

Establishment

Name	Address	ID/FEI	Business Operations
Aurobindo Pharma Limited		918917662	API MANUFACTURE(65862-299, 65862-300)

Revised: 10/2015

Aurobindo Pharma Limited