

CYTARABINE- cytarabine injection, solution
Hospira, Inc.

Cytarabine Injection

For Intravenous, Intrathecal and Subcutaneous Use Only

Rx only

WARNING

Only physicians experienced in cancer chemotherapy should use Cytarabine Injection.

For induction therapy patients should be treated in a facility with laboratory and supportive resources sufficient to monitor drug tolerance and protect and maintain a patient compromised by drug toxicity. The main toxic effect of Cytarabine Injection is bone marrow suppression with leukopenia, thrombocytopenia and anemia. Less serious toxicity includes nausea, vomiting, diarrhea and abdominal pain, oral ulceration, and hepatic dysfunction.

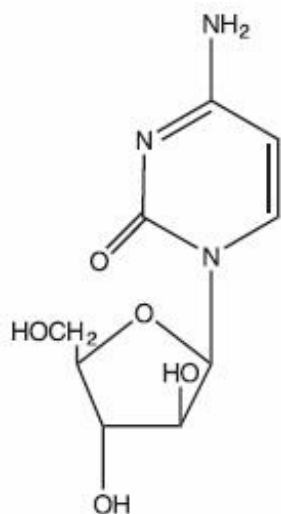
The physician must judge possible benefit to the patient against known toxic effects of this drug in considering the advisability of therapy with Cytarabine Injection. Before making this judgement or beginning treatment, the physician should be familiar with the following text.

DESCRIPTION

Cytarabine Injection, an antineoplastic, is a sterile solution of cytarabine for intravenous, intrathecal or subcutaneous administration and is available in 20 mg/mL (100 mg/5 mL) single dose vial.

Cytarabine Injection 100 mg/5 mL is a sterile solution for intravenous, intrathecal or subcutaneous administration. Each mL contains 20 mg Cytarabine, USP, and the following inactive ingredients: sodium chloride 6.8 mg and Water for Injection q.s. When necessary the pH is adjusted with hydrochloric acid and/or sodium hydroxide to a pH of 7.4. Each vial contains approximately 0.58 mEq sodium.

Cytarabine is chemically 1-β-D-Arabinofuranosylcytosine. The structural formula is:



$C_9H_{13}N_3O_5$

M.W. 243.22

Cytarabine is an odorless, white to off-white crystalline powder which is freely soluble in water and slightly soluble in alcohol and in chloroform.

CLINICAL PHARMACOLOGY

Cell Culture Studies

Cytarabine is cytotoxic to a wide variety of proliferating mammalian cells in culture. It exhibits cell phase specificity, primarily killing cells undergoing DNA synthesis (S-phase) and under certain conditions blocking the progression of cells from the G₁ phase to the S-phase. Although the mechanism of action is not completely understood, it appears that cytarabine acts through the inhibition of DNA polymerase. A limited, but significant, incorporation of cytarabine into both DNA and RNA has also been reported. Extensive chromosomal damage, including chromatoid breaks, have been produced by cytarabine and malignant transformation of rodent cells in culture has been reported. Deoxycytidine prevents or delays (but does not reverse) the cytotoxic activity.

Cellular Resistance and Sensitivity

Cytarabine is metabolized by deoxycytidine kinase and other nucleotide kinases to the nucleotide triphosphate, an effective inhibitor of DNA polymerase; it is inactivated by a pyrimidine nucleoside deaminase, which converts it to the non-toxic uracil derivative. It appears that the balance of kinase and deaminase levels may be an important factor in determining sensitivity or resistance of the cell to cytarabine.

Human Pharmacology

Cytarabine is rapidly metabolized and is not effective orally; less than 20 percent of the orally administered dose is absorbed from the gastrointestinal tract.

Following rapid intravenous injection of cytarabine labeled with tritium, the disappearance from plasma is biphasic. There is an initial distributive phase with a half-life of about 10 minutes, followed by a second elimination phase with a half-life of about 1 to 3 hours. After the distributive phase, more than 80 percent of plasma radioactivity can be accounted for by the inactive metabolite 1-β-D-arabinofuranosyluracil (ara-U). Within 24 hours about 80 percent of the administered radioactivity can be recovered in the urine,

approximately 90 percent of which is excreted as ara-U.

Relatively constant plasma levels can be achieved by continuous intravenous infusion.

After subcutaneous or intramuscular administration of cytarabine labeled with tritium, peak-plasma levels of radioactivity are achieved about 20 to 60 minutes after injection and are considerably lower than those after intravenous administration.

Cerebrospinal fluid levels of cytarabine are low in comparison to plasma levels after single intravenous injection. However, in one patient in whom cerebrospinal fluid levels are examined after 2 hours of constant intravenous infusion, levels approached 40 percent of the steady state plasma level. With intrathecal administration, levels of cytarabine in the cerebrospinal fluid declined with a first order half-life of about 2 hours. Because cerebrospinal fluid levels of deaminase are low, little conversion to ara-U was observed.

Immunosuppressive Action

Cytarabine Injection is capable of obliterating immune responses in man during administration with little or no accompanying toxicity. Suppression of antibody responses to E-coli-VI antigen and tetanus toxoid have been demonstrated. This suppression was obtained during both primary and secondary antibody responses.

Cytarabine Injection also suppressed the development of cell-mediated immune responses such as delayed hypersensitivity skin reaction to dinitrochlorobenzene. However, it had no effect on already established delayed hypersensitivity reactions.

Following 5-day courses of intensive therapy with Cytarabine Injection the immune response was suppressed, as indicated by the following parameters: macrophage ingress into skin windows; circulating antibody response following primary antigenic stimulation; lymphocyte blastogenesis with phytohemagglutinin. A few days after termination of therapy there was a rapid return to normal.

INDICATIONS AND USAGE

Cytarabine Injection in combination with other approved anti-cancer drugs is indicated for remission induction in acute non-lymphocytic leukemia of adults and pediatric patients. It has also been found useful in the treatment of acute lymphocytic leukemia and the blast phase of chronic myelocytic leukemia. Intrathecal administration of Cytarabine Injection (preservative free preparations only) is indicated in the prophylaxis and treatment of meningeal leukemia.

CONTRAINDICATIONS

Cytarabine Injection is contraindicated in those patients who are hypersensitive to the drug.

WARNINGS

(See boxed WARNING)

Cytarabine is a potent bone marrow suppressant. Therapy should be started cautiously

in patients with pre-existing drug-induced bone marrow suppression. Patients receiving this drug must be under close medical supervision and, during induction therapy, should have leucocyte and platelet counts performed daily. Bone marrow examinations should be performed frequently after blasts have disappeared from the peripheral blood. Facilities should be available for management of complications, possibly fatal, of bone marrow suppression (infection resulting from granulocytopenia and other impaired body defenses, and hemorrhage secondary to thrombocytopenia). One case of anaphylaxis that resulted in acute cardiopulmonary arrest and required resuscitation has been reported. This occurred immediately after the intravenous administration of Cytarabine Injection.

Severe and at times fatal CNS, GI and pulmonary toxicity (different from that seen with conventional therapy regimens of Cytarabine Injection) has been reported following some experimental dose schedules for Cytarabine Injection. These reactions include reversible corneal toxicity, and hemorrhagic conjunctivitis, which may be prevented or diminished by prophylaxis with a local corticosteroid eye drop; cerebral and cerebellar dysfunction, including personality changes, somnolence and coma, usually reversible; severe gastrointestinal ulceration, including pneumatosis cystoides intestinalis leading to peritonitis; sepsis and liver abscess; pulmonary edema, liver damage with increased hyperbilirubinemia; bowel necrosis; and necrotizing colitis. Rarely, severe skin rash, leading to desquamation has been reported. Complete alopecia is more commonly seen with experimental high dose therapy than with standard treatment programs using Cytarabine Injection. If experimental high dose therapy is used, do not use a preparation containing benzyl alcohol.

Cases of cardiomyopathy with subsequent death have been reported following experimental high dose therapy with cytarabine in combination with cyclophosphamide when used for bone marrow transplant preparation.

A syndrome of sudden respiratory distress, rapidly progressing to pulmonary edema and radiographically pronounced cardiomegaly has been reported following experimental high dose therapy with cytarabine used for the treatment of relapsed leukemia from one institution in 16/72 patients. The outcome of this syndrome can be fatal.

Two patients with childhood acute myelogenous leukemia who received intrathecal and intravenous Cytarabine Injection at conventional doses (in addition to a number of other concomitantly administered drugs) developed delayed progressive ascending paralysis resulting in death in one of the two patients.

Use in Pregnancy

Cytarabine Injection can cause fetal harm when administered to a pregnant woman. Cytarabine causes abnormal cerebellar development in the neonatal hamster and is teratogenic to the rat fetus. There are no adequate and well-controlled studies in pregnant women. Women of childbearing potential should be advised to avoid becoming pregnant.

A review of the literature has shown 32 reported cases where Cytarabine Injection was given during pregnancy, either alone or in combination with other cytotoxic agents:

Eighteen normal infants were delivered. Four of these had first trimester exposure. Five infants were premature or of low birth weight. Twelve of the 18 normal infants were followed up at ages ranging from six weeks to seven years, and showed no

abnormalities. One apparently normal infant died at 90 days of gastroenteritis.

Two cases of congenital abnormalities have been reported, one with upper and lower distal limb defects, and the other with extremity and ear deformities. Both of these cases had first trimester exposure.

There were seven infants with various problems in the neonatal period, including pancytopenia, transient depression of WBC, hematocrit or platelets; electrolyte abnormalities; transient eosinophilia; and one case of increased IgM levels and hyperpyrexia possibly due to sepsis. Six of the seven infants were also premature. The child with pancytopenia died at 21 days of sepsis.

Therapeutic abortions were done in five cases. Four fetuses were grossly normal, but one had an enlarged spleen and another showed Trisomy C chromosome abnormality in the chorionic tissue.

Because of the potential for abnormalities with cytotoxic therapy, particularly during the first trimester, a patient who is or who may become pregnant while on cytarabine should be apprised of the potential risk to the fetus and the advisability of pregnancy continuation. There is a definite, but considerably reduced risk if therapy is initiated during the second or third trimester. Although normal infants have been delivered to patients treated in all three trimesters of pregnancy, follow-up of such infants would be advisable.

PRECAUTIONS

1. General Precautions

Patients receiving Cytarabine Injection must be monitored closely. Frequent platelet and leucocyte counts and bone marrow examinations are mandatory. Consider suspending or modifying therapy when drug-induced marrow depression has resulted in a platelet count under 50,000 or a polymorphonuclear granulocyte count under 1000/mm³. Counts of formed elements in the peripheral blood may continue to fall after the drug is stopped and reach lowest values after drug-free intervals of 12 to 24 days. When indicated, restart therapy when definite signs of marrow recovery appear (on successive bone marrow studies). Patients whose drug is withheld until "normal" peripheral blood values are attained may escape from control.

When large intravenous doses are given too quickly, patients are frequently nauseated and may vomit for several hours post-injection. This problem tends to be less severe when the drug is infused.

The human liver apparently detoxifies a substantial fraction of an administered dose. In particular, patients with renal or hepatic function impairment may have a higher likelihood of CNS toxicity after high-dose Cytarabine Injection treatment. Use the drug with caution and possibly at reduced dose in patients whose liver or kidney function is poor.

Periodic checks of bone marrow, liver and kidney functions should be performed in patients receiving Cytarabine Injection.

Like other cytotoxic drugs, Cytarabine Injection may induce hyperuricemia secondary to rapid lysis of neoplastic cells. The clinician should monitor the patient's blood uric acid

level and be prepared to use such supportive and pharmacologic measures as might be necessary to control this problem.

Acute pancreatitis has been reported to occur in a patient receiving Cytarabine Injection by continuous infusion and in patients being treated with Cytarabine Injection who have had prior treatment with L-asparaginase. Cytarabine Injection is contraindicated in those patients who are hypersensitive to the drug.

2. Information for patient

Not applicable.

3. Laboratory tests

See **General Precautions**.

4. Drug Interactions

Reversible decreases in steady-state plasma digoxin concentrations and renal glycoside excretion were observed in patients receiving beta-acetyldigoxin and chemotherapy regimens containing cyclophosphamide, vincristine and prednisone with or without Cytarabine Injection or procarbazine.

Steady-state plasma digitoxin concentrations did not appear to change. Therefore, monitoring of plasma digoxin levels may be indicated in patients receiving similar combination chemotherapy regimens. The utilization of digitoxin for such patients may be considered as an alternative.

An *in vitro* interaction study between gentamicin and cytarabine showed a cytarabine related antagonism for the susceptibility of *K. pneumoniae* strains. This study suggests that in patients on cytarabine being treated with gentamicin for a *K. pneumoniae* infection, the lack of a prompt therapeutic response may indicate the need for re-evaluation of antibacterial therapy.

Clinical evidence in one patient showed possible inhibition of fluorocytosine efficacy during therapy with Cytarabine Injection. This may be due to potential competitive inhibition of its uptake.

5. Carcinogenesis, mutagenesis, impairment of fertility

Extensive chromosomal damage, including chromatoid breaks have been produced by cytarabine and malignant transformation of rodent cells in culture has been reported.

6. Pregnancy

See **WARNINGS**.

7. Labor and delivery

Not applicable.

8. Nursing mothers

It is not known whether this drug is excreted in human milk. Because many drugs are

excreted in human milk and because of the potential for serious adverse reactions in nursing infants from cytarabine, a decision should be made whether to discontinue nursing or to discontinue the drug, taking into account the importance of the drug to the mother.

9. Pediatric use

See **INDICATIONS AND USAGE**.

ADVERSE REACTIONS

Expected Reactions

Because cytarabine is a bone marrow suppressant, anemia, leukopenia, thrombocytopenia, megaloblastosis and reduced reticulocytes can be expected as a result of administration with Cytarabine Injection. The severity of these reactions are dose and schedule dependent. Cellular changes in the morphology of bone marrow and peripheral smears can be expected.

Following 5-day constant infusions or acute injections of 50 mg/m² to 600 mg/m², white cell depression follows a biphasic course. Regardless of initial count, dosage level, or schedule, there is an initial fall starting the first 24 hours with a nadir at days 7-9. This is followed by a brief rise which peaks around the twelfth day. A second and deeper fall reaches nadir at days 15-24. Then there is a rapid rise to above baseline in the next 10 days. Platelet depression is noticeable at 5 days with a peak depression occurring between days 12-15. Thereupon, a rapid rise to above baseline occurs in the next 10 days.

Infectious Complications

Injection

Viral, bacterial, fungal, parasitic, or saprophytic infections, in any location in the body may be associated with the use of Cytarabine Injection alone or in combination with other immunosuppressive agents following immunosuppressant doses that affect cellular or humoral immunity. These infections may be mild, but can be severe and at times fatal.

The Cytarabine (Ara-C) Syndrome

A cytarabine syndrome has been described by Castleberry. It is characterized by fever, myalgia, bone pain, occasionally chest pain, maculopapular rash, conjunctivitis and malaise. It usually occurs 6-12 hours following drug administration. Corticosteroids have been shown to be beneficial in treating or preventing this syndrome. If the symptoms of the syndrome are deemed treatable, corticosteroids should be contemplated as well as continuation of therapy with Cytarabine Injection.

Most Frequent Adverse Reactions

anorexia
nausea

oral and anal inflammation
or ulceration

rash
thrombophlebitis

vomiting
diarrhea

hepatic dysfunction
fever

bleeding (all sites)

Nausea and vomiting are most frequent following rapid intravenous injection.

Less Frequent Adverse Reactions

sepsis	sore throat	conjunctivitis (may occur with rash)
pneumonia	esophageal ulceration	dizziness
cellulitis at injection site	esophagitis	alopecia
skin ulceration	chest pain	anaphylaxis (see WARNINGS)
urinary retention	pericarditis	allergic edema
renal dysfunction	bowel necrosis	pruritis
neuritis	abdominal pain	shortness of breath
neural toxicity	pancreatitis	urticaria
	freckling	headache
	jaundice	sinus bradycardia

Experimental Doses

Severe and at times fatal CNS, GI and pulmonary toxicity (different from that seen with conventional therapy regimens of Cytarabine Injection) has been reported following some experimental dose schedules of Cytarabine Injection. These reactions include reversible corneal toxicity and hemorrhagic conjunctivitis, which may be prevented or diminished by prophylaxis with a local corticosteroid eye drop; cerebral and cerebellar dysfunction, including personality changes, somnolence and coma, usually reversible; severe gastrointestinal ulceration, including pneumatosis cystoides intestinalis leading to peritonitis; sepsis and liver abscess; pulmonary edema, liver damage with increased hyperbilirubinemia; bowel necrosis; and necrotizing colitis. Rarely, severe skin rash, leading to desquamation has been reported. Complete alopecia is more commonly seen with experimental high dose therapy than with standard treatment programs using cytarabine. If experimental high dose therapy is used, do not use a preparation containing benzyl alcohol.

Cases of cardiomyopathy with subsequent death have been reported following experimental high dose therapy with cytarabine in combination with cyclophosphamide when used for bone marrow transplant preparation. **This cardiac toxicity may be schedule dependent.**

A syndrome of sudden respiratory distress, rapidly progressing to pulmonary edema and radiographically pronounced cardiomegaly has been reported following experimental high dose therapy with cytarabine used for the treatment of relapsed leukemia from one institution in 16/72 patients. The outcome of this syndrome can be fatal.

Two patients with adult acute non-lymphocytic leukemia developed peripheral motor and sensory neuropathies after consolidation with high-dose cytarabine, daunorubicin, and asparaginase. Patients treated with high-dose cytarabine should be observed for neuropathy since dose schedule alterations may be needed to avoid irreversible neurologic disorders.

Ten patients treated with experimental intermediate doses of cytarabine (1 g/m²) with and without other chemotherapeutic agents (meta-AMSA, daunorubicin, etoposide) at various dose regimes developed a diffuse interstitial pneumonitis without clear cause that may have been related to the cytarabine.

Two cases of pancreatitis have been reported following experimental doses of Cytarabine Injection and numerous other drugs. Cytarabine Injection could have been the causative agent.

OVERDOSAGE

There is no antidote for overdosage of Cytarabine Injection. Doses of 4.5 g/m² by intravenous infusion over 1 hour every 12 hours for 12 doses have caused an unacceptable increase in irreversible CNS toxicity and death.

Single doses as high as 3 g/m² have been administered by rapid intravenous infusion without apparent toxicity.

DOSAGE AND ADMINISTRATION

Cytarabine Injection is not active orally. The schedule and method of administration varies with the program of therapy to be used. Cytarabine Injection may be given by intravenous infusion or injection, subcutaneously, or intrathecally (preservative free preparation only).

Thrombophlebitis has occurred at the site of drug injection or infusion in some patients, and rarely patients have noted pain and inflammation at subcutaneous injection sites. In most instances, however, the drug has been well tolerated.

Patients can tolerate higher total doses when they receive the drug by rapid intravenous injection as compared with slow infusion. This phenomenon is related to the drug's rapid inactivation and brief exposure of susceptible normal and neoplastic cells to significant levels after rapid injection. Normal and neoplastic cells seem to respond in somewhat parallel fashion to these different modes of administration and no clear-cut clinical advantage has been demonstrated for either.

In the induction therapy of acute non-lymphocytic leukemia, the usual cytarabine dose in combination with other anti-cancer drugs is 100 mg/m²/day by continuous intravenous infusion (Days 1-7) or 100 mg/m² intravenous every 12 hours (Days 1-7).

The literature should be consulted for the current recommendations for use in acute lymphocytic leukemia.

Intrathecal Use in Meningeal Leukemia

Cytarabine Injection has been used intrathecally in acute leukemia in doses ranging from 5 mg/m² to

75 mg/m² of body surface area. The frequency of administration varied from once a day for 4 days to once every 4 days. The most frequently used dose was 30 mg/m² every 4 days until cerebrospinal fluid findings were normal, followed by one additional treatment. The dosage schedule is usually governed by the type and severity of central nervous system manifestations and the response to previous therapy.

Cytarabine Injection given intrathecally may cause systemic toxicity and careful monitoring of the hematopoietic system is indicated. Modification of other anti-leukemia therapy may be necessary. Major toxicity is rare. The most frequently reported reactions after intrathecal administration were nausea, vomiting and fever; these reactions are mild and self-limiting. Paraplegia has been reported. Necrotizing leukoencephalopathy occurred in 5 children; these patients had also been treated with intrathecal methotrexate and hydrocortisone, as well as by central nervous system radiation. Isolated neurotoxicity has been reported. Blindness occurred in two patients in remission whose treatment had consisted of combination systemic chemotherapy, prophylactic central nervous system radiation and intrathecal Cytarabine Injection.

When Cytarabine Injection is administered both intrathecally and intravenously within a few days, there is an increased risk of spinal cord toxicity, however, in serious life-threatening disease, concurrent use of intravenous and intrathecal Cytarabine Injection is left to the discretion of the treating physician.

Focal leukemic involvement of the central nervous system may not respond to intrathecal Cytarabine Injection and may better be treated with radiotherapy.

Chemical Stability of Infusion Solutions

Chemical stability studies were performed by ultraviolet assay on Cytarabine Injection in infusion solutions. These studies showed that when Cytarabine Injection was added to Water for Injection, 5% Dextrose in Water or Sodium Chloride Injection, 94 to 96 percent of the cytarabine was present after 192 hours storage at room temperature.

Parenteral drugs should be inspected visually for particulate matter and discoloration, prior to administration, whenever solution and container permit.

HANDLING AND DISPOSAL

Procedures for proper handling and disposal of anti-cancer drugs should be considered. Several guidelines on this subject have been published.¹⁻⁷ There is no general agreement that all of the procedures recommended in the guidelines are necessary or appropriate.

HOW SUPPLIED

Cytarabine Injection is available as follows:

Unit of Sale	Total Strength/Total Volume (Concentration)
NDC 61703-305-38 Carton of 5 single dose flip top vials (green cap)	100 mg/5 mL (20 mg/mL)

STORAGE CONDITIONS

Protect from light. Retain in carton until time of use.

Store at 20°C to 25°C (68°F to 77°F) [USP Controlled Room Temperature].

REFERENCES

1. Recommendations for the Safe Handling of Parenteral Antineoplastic Drugs, NIH Publications No. 83-2621. For sale by the Superintendent of Documents, U.S. Government Printing Office, Washington, D.C. 20402.
2. AMA Council Report, Guidelines for Handling Parenteral Antineoplastics, JAMA, 1985; 253 (11): 1590–1592.
3. National Study Commission on Cytotoxic Exposure – Recommendations for Handling Cytotoxic Agents. Available from Louis P. Jeffrey, ScD., Chairman, National Study Commission on Cytotoxic Exposure, Massachusetts College of Pharmacy and Allied Health Sciences, 179 Longwood Avenue, Boston, Massachusetts 02115.
4. Clinical Oncological Society of Australia, Guidelines and Recommendations for Safe Handling of Antineoplastic Agents. Med J Australia, 1983; 1:426–428.
5. Jones RB, *et al*: Safe Handling of Chemotherapeutic Agents: A Report from the Mount Sinai Medical Center. CA-A Cancer Journal of Clinicians, 1983; (Sept/Oct) 258–263.
6. American Society of Hospital Pharmacists Technical Assistance Bulletin on Handling Cytotoxic and Hazardous Drugs. Am J. Hosp. Pharm, 1990; 47:1033–1049.
7. Controlling Occupational Exposure to Hazardous Drugs. (OSHA Work Practice Guidelines), Am J. Health- Syst Pharm, 1996; 53:1669–1685.



Distributed by Hospira, Inc., Lake Forest, IL 60045 USA

GUJ-DRUGS/G/28/1267

LAB-1173-3.0

Revision: 12/2022

PRINCIPAL DISPLAY PANEL - 5 mL Vial Label

5 mL Vial

NDC 61703-305-58

Cytarabine Injection

100 mg/5 mL

(20 mg/mL)

Rx only

**For Intravenous, Intrathecal and
Subcutaneous Use Only**

Single Dose Vial

Cytotoxic Agent

LOT

EXP

5 mL Vial NDC 61703-305-58

Cytarabine Injection

100 mg/5 mL (20 mg/mL) Rx only

For Intravenous, Intrathecal and Subcutaneous Use Only

Single Dose Vial **Cytotoxic Agent**

Preservative free.
Discard unused solution.
Each mL contains:
20 mg Cytarabine, USP.
Sterile, isotonic. **Protect from light.** Retain in carton until time of use.
Store at 20°C to 25°C (68°F to 77°F)
[USP Controlled Room Temperature]
Distributed by Hospira, Inc., Lake Forest, IL 60045 USA
GUJ-DRUGS/G/28/1267
ZHLJ8006J



LOT
EXP

PRINCIPAL DISPLAY PANEL - 5 mL Vial Carton

VIAL

Hospira

5 x 5 mL Vials
NDC 61703-305-38

Sterile
Contains 5 of NDC 61703-305-58

Cytarabine Injection

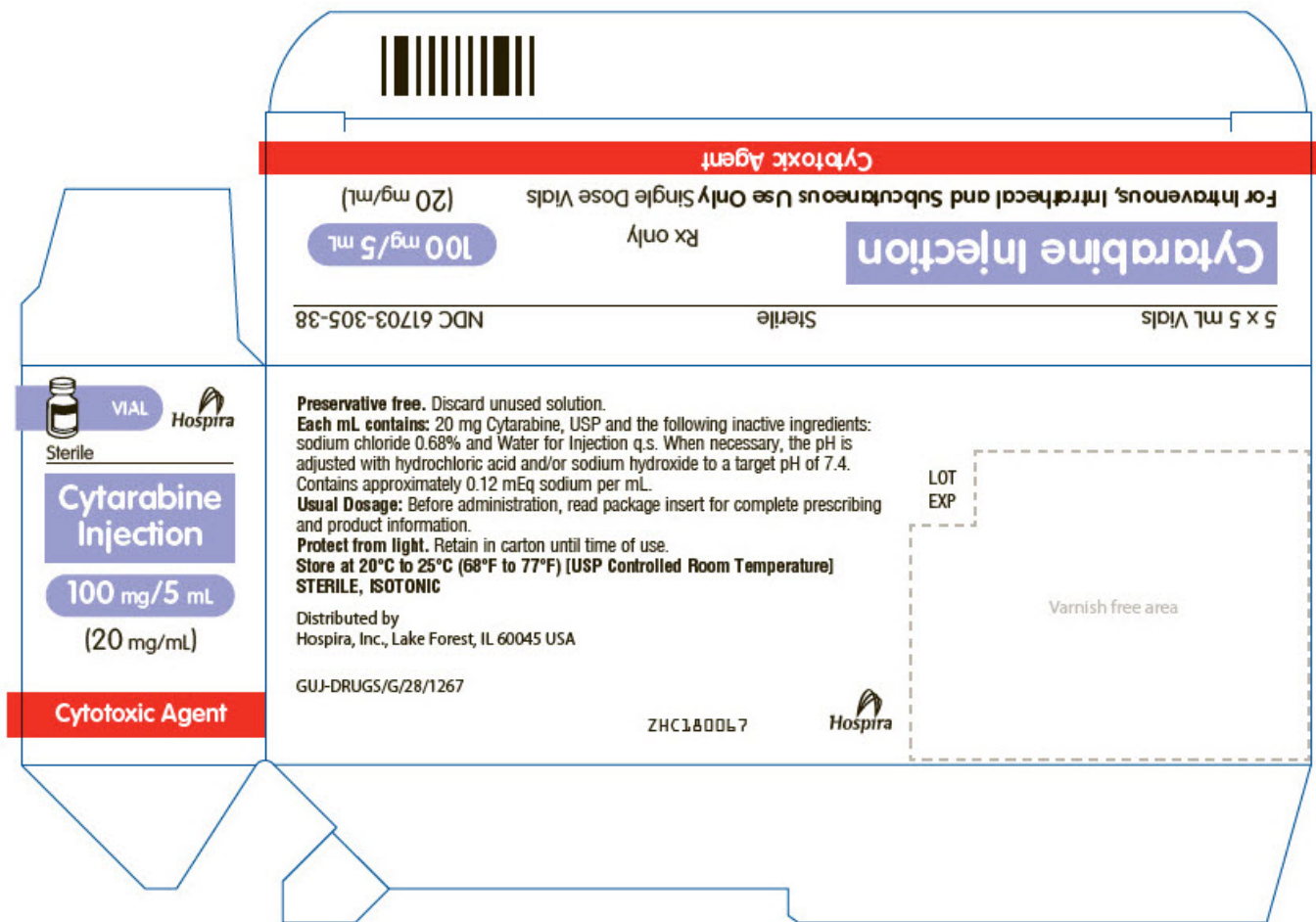
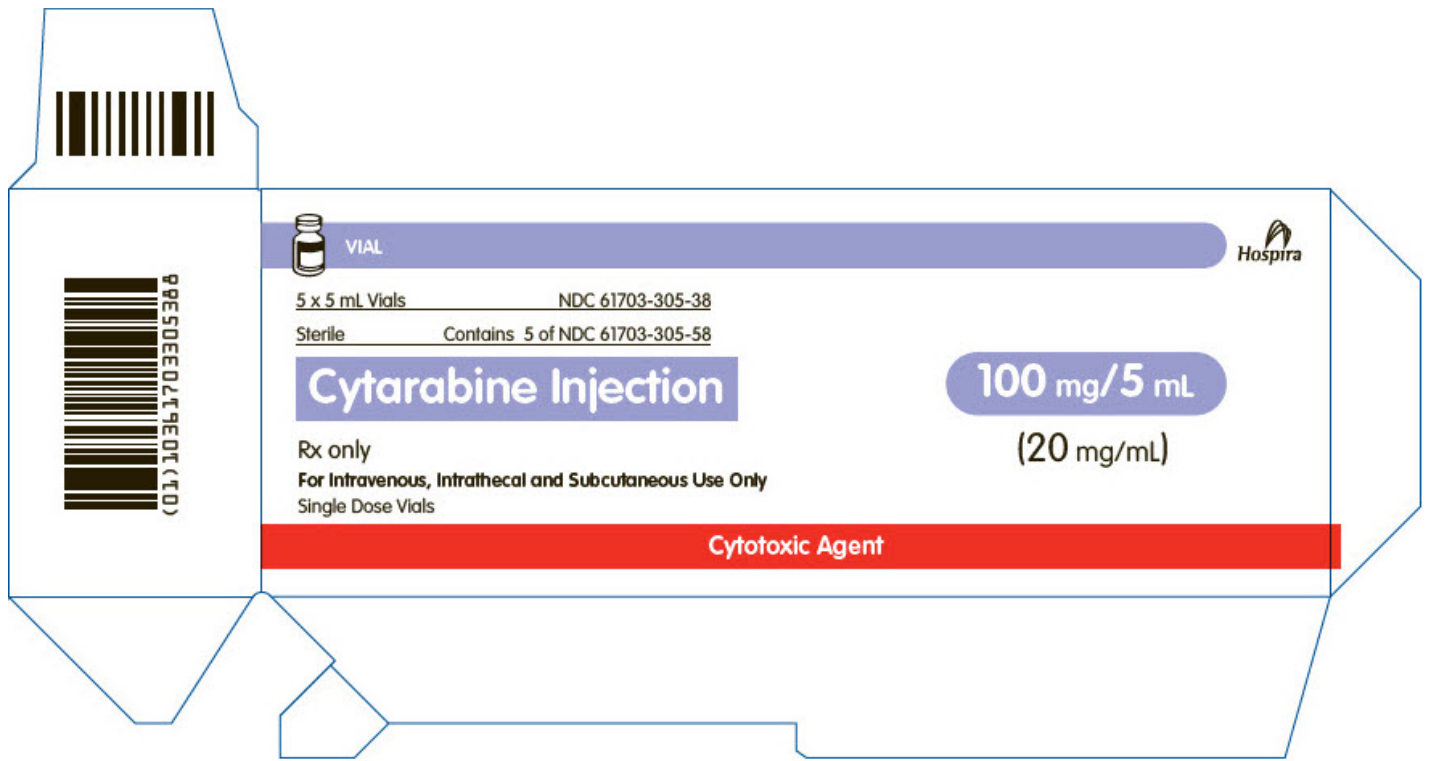
100 mg/ 5 mL
(20 mg/mL)

Rx only

For Intravenous, Intrathecal and Subcutaneous Use Only

Single Dose Vials

Cytotoxic Agent



CYTARABINE

cytarabine injection, solution

Product Information				
Product Type	HUMAN PRESCRIPTION DRUG	Item Code (Source)	NDC:61703-305	
Route of Administration	INTRAVENOUS, INTRATHECAL, SUBCUTANEOUS			
Active Ingredient/Active Moiety				
	Ingredient Name	Basis of Strength	Strength	
	CYTARABINE (UNII: 04079A1RDZ) (CYTARABINE - UNII:04079A1RDZ)	CYTARABINE	20 mg in 1 mL	
Inactive Ingredients				
	Ingredient Name	Strength		
	SODIUM CHLORIDE (UNII: 451W47IQ8X)	6.8 mg in 1 mL		
	WATER (UNII: 059QF0KO0R)			
	HYDROCHLORIC ACID (UNII: QTT17582CB)			
	SODIUM HYDROXIDE (UNII: 55X04QC32I)			
Packaging				
#	Item Code	Package Description	Marketing Start Date	Marketing End Date
1	NDC:61703-305-38	5 in 1 CARTON	06/04/1990	
1	NDC:61703-305-58	5 mL in 1 VIAL, SINGLE-DOSE; Type 0: Not a Combination Product		
Marketing Information				
Marketing Category	Application Number or Monograph Citation	Marketing Start Date	Marketing End Date	
ANDA	ANDA071868	06/04/1990		

Labeler - Hospira, Inc. (141588017)

Establishment

Name	Address	ID/FEI	Business Operations
Hospira Australia Pty Ltd		758967652	ANALYSIS(61703-305) , MANUFACTURE(61703-305) , PACK(61703-305) , LABEL(61703-305)

Establishment

Name	Address	ID/FEI	Business Operations
Zydus Hospira Oncology Private Limited		676190889	ANALYSIS(61703-305) , MANUFACTURE(61703-305) , PACK(61703-305) , LABEL(61703-305)