

ACYCLOVIR- acyclovir injection, powder, lyophilized, for solution
West-Ward Pharmaceuticals Corp

ACYCLOVIR FOR INJECTION, USP

Rx Only

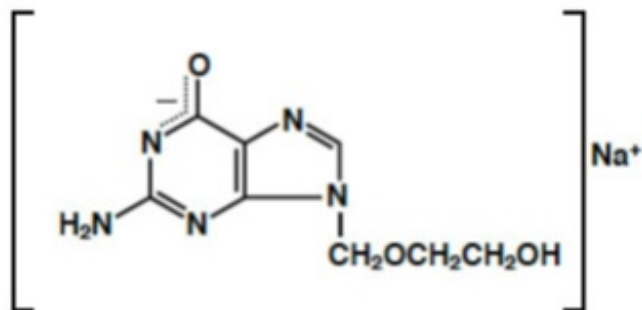
FOR INTRAVENOUS INFUSION ONLY

DESCRIPTION

Acyclovir is a synthetic nucleoside analog active against herpes viruses. Acyclovir for Injection, USP is a sterile lyophilized powder for intravenous administration only. Each 500 mg vial contains 500 mg of acyclovir and 49 mg of sodium, and each 1,000 mg vial contains 1,000 mg acyclovir and 98 mg of sodium. Reconstitution of the 500 mg or 1,000 mg vials with 10 mL or 20 mL, respectively, of Sterile Water for Injection, USP results in a solution containing 50 mg/mL of acyclovir. The pH of the reconstituted solution is approximately 11. Further dilution in any appropriate intravenous solution must be performed before infusion (see **DOSAGE AND ADMINISTRATION: Method of Preparation and Administration**).

Acyclovir sodium is a white, crystalline powder with the molecular formula $C_8H_{10}N_5NaO_3$ and a molecular weight of 247.19. The maximum solubility in water at 25°C exceeds 100 mg/mL. At physiologic pH, acyclovir sodium exists as the un-ionized form with a molecular weight of 225 and a maximum solubility in water at 37°C of 2.5 mg/mL. The pK_as of acyclovir are 2.27 and 9.25.

The chemical name of acyclovir sodium is 2-amino-1,9-dihydro-9-[(2-hydroxyethoxy)methyl]-6H-purin-6-one monosodium salt; it has the following structural formula:



VIROLOGY

Mechanism of Antiviral Action

Acyclovir is a synthetic purine nucleoside analogue with *in vitro* and *in vivo* inhibitory activity against herpes simplex virus types 1 (HSV-1), 2 (HSV-2), and varicella-zoster virus (VZV).

The inhibitory activity of acyclovir is highly selective due to its affinity for the enzyme thymidine kinase (TK) encoded by HSV and VZV. This viral enzyme converts acyclovir into acyclovir monophosphate, a nucleotide analogue. The monophosphate is further converted into diphosphate by cellular guanylate kinase and into triphosphate by a number of cellular enzymes. *In vitro*, acyclovir triphosphate stops replication of herpes viral DNA. This is accomplished in three ways: 1) competitive inhibition of viral DNA polymerase, 2) incorporation into and termination of the growing viral DNA chain, and 3) inactivation of the viral DNA polymerase. The greater antiviral activity of acyclovir

against HSV compared to VZV is due to its more efficient phosphorylation by the viral TK.

Antiviral Activities

The quantitative relationship between the *in vitro* susceptibility of herpes viruses to antivirals and the clinical response to therapy has not been established in humans, and virus sensitivity testing has not been standardized. Sensitivity testing results, expressed as the concentration of drug required to inhibit by 50% the growth of virus in cell culture (IC₅₀), vary greatly depending upon a number of factors. Using plaque-reduction assays, the IC₅₀ against herpes simplex virus isolates ranges from 0.02 to 13.5 mcg/mL for HSV-1 and from 0.01 to 9.9 mcg/mL for HSV-2. The IC₅₀ for acyclovir against most laboratory strains and clinical isolates of VZV ranges from 0.12 to 10.8 mcg/mL. Acyclovir also demonstrates activity against the Oka vaccine strain of VZV with a mean IC₅₀ of 1.35 mcg/mL.

Drug Resistance

Resistance of HSV and VZV to acyclovir can result from qualitative and quantitative changes in the viral TK and/or DNA polymerase. Clinical isolates of HSV and VZV with reduced susceptibility to acyclovir have been recovered from immunocompromised patients, especially with advanced HIV infection. While most of the acyclovir-resistant mutants isolated thus far from such patients have been found to be TK-deficient mutants, other mutants involving the viral TK gene (TK partial and TK altered) and DNA polymerase have been isolated. TK-negative mutants may cause severe disease in infants and immunocompromised adults. The possibility of viral resistance to acyclovir should be considered in patients who show poor clinical response during therapy.

CLINICAL PHARMACOLOGY

Pharmacokinetics

The pharmacokinetics of acyclovir after intravenous administration have been evaluated in adult patients with normal renal function during Phase 1/2 studies after single doses ranging from 0.5 to 15 mg/kg and after multiple doses ranging from 2.5 to 15 mg/kg every 8 hours. Proportionality between dose and plasma levels is seen after single doses or at steady-state after multiple dosing. Average steady-state peak and trough concentrations from 1-hour infusions administered every 8 hours are given in Table 1.

Table 1. Acyclovir Peak and Trough Concentrations at Steady State

Dosage Regimen	C ^{SS} _{max}	C ^{SS} _{trough}
5 mg/kg q 8 hr (n = 8)	9.8 mcg/mL range: 5.5 to 13.8	0.7 mcg/mL range: 0.2 to 1
10 mg/kg q 8 hr (n = 7)	22.9 mcg/mL range: 14.1 to 44.1	1.9 mcg/mL range: 0.5 to 2.9

Concentrations achieved in the cerebrospinal fluid are approximately 50% of plasma values. Plasma protein binding is relatively low (9% to 33%) and drug interactions involving binding site displacement are not anticipated.

Renal excretion of unchanged drug is the major route of acyclovir elimination accounting for 62% to 91% of the dose. The only major urinary metabolite detected is 9-carboxymethoxymethylguanine accounting for up to 14.1% of the dose in patients with normal renal function.

The half-life and total body clearance of acyclovir are dependent on renal function as shown in Table 2.

Table 2. Acyclovir Half-life and Total Body Clearance

Creatinine Clearance (mL/min/1.73 m ²)	Half-life (hr)	Total Body Clearance	
		(mL/min/1.73 m ²)	(mL/min/kg)
>80	2.5	327	5.1
50 - 80	3	248	3.9
15 - 50	3.5	190	3.4
0 (Anuric)	19.5	29	0.5

Special Populations

Adults with Impaired Renal Function

Acyclovir was administered at a dose of 2.5 mg/kg to 6 adult patients with severe renal failure. The peak and trough plasma levels during the 47 hours preceding hemodialysis were 8.5 mcg/mL and 0.7 mcg/mL, respectively.

Consult **DOSAGE AND ADMINISTRATION** for recommended adjustments in dosing based upon creatinine clearance.

Pediatrics

Acyclovir pharmacokinetics were determined in 16 pediatric patients with normal renal function ranging in age from 3 months to 16 years at doses of approximately 10 mg/kg and 20 mg/kg every 8 hours (Table 3). Concentrations achieved at these regimens are similar to those in adults receiving 5 mg/kg and 10 mg/kg every 8 hours, respectively (Table 1). Acyclovir pharmacokinetics were determined in 12 patients ranging in age from birth to 3 months at doses of 5 mg/kg, 10 mg/kg, and 15 mg/kg every 8 hours (Table 3).

Table 3. Acyclovir Pharmacokinetics in Pediatric Patients (Mean ± SD)

Parameter	Birth to 3 Months of Age (n = 12)	3 Months to 12 Years of Age (n = 16)
CL (mL/min/kg)	4.46 ± 1.61	8.44 ± 2.92
VDSS (L/kg)	1.08 ± 0.35	1.01 ± 0.28
Elimination half-life (hr)	3.80 ± 1.19	2.36 ± 0.97

Geriatrics

Acyclovir plasma concentrations are higher in geriatric patients compared to younger adults, in part due to age-related changes in renal function. Dosage reduction may be required in geriatric patients with underlying renal impairment (see **PRECAUTIONS: Geriatric Use**).

Drug Interactions

Coadministration of probenecid with acyclovir has been shown to increase the mean acyclovir half-life and the area under the concentration-time curve. Urinary excretion and renal clearance were correspondingly reduced.

Clinical Trials

Herpes Simplex Infections in Immunocompromised Patients

A multicenter trial of acyclovir at a dose of 250 mg/m² every 8 hours (750 mg/m²/day) for 7 days was

conducted in 98 immunocompromised patients (73 adults and 25 children) with orofacial, esophageal, genital, and other localized infections (52 treated with acyclovir and 46 with placebo). Acyclovir decreased virus excretion, reduced pain, and promoted healing of lesions.

Initial Episodes of Herpes Genitalis

In placebo-controlled trials, 58 patients with initial genital herpes were treated with intravenous acyclovir 5 mg/kg or placebo (27 patients treated with acyclovir and 31 treated with placebo) every 8 hours for 5 days. Acyclovir decreased the duration of viral excretion, new lesion formation, duration of vesicles, and promoted healing of lesions.

Herpes Simplex Encephalitis

Sixty-two patients ages 6 months to 79 years with brain biopsy-proven herpes simplex encephalitis were randomized to receive either acyclovir (10 mg/kg every 8 hours) or vidarabine (15 mg/kg/day) for 10 days (28 were treated with acyclovir and 34 with vidarabine). Overall mortality at 12 months for patients treated with acyclovir was 25% compared to 59% for patients treated with vidarabine. The proportion of patients treated with acyclovir functioning normally or with only mild sequelae (e.g., decreased attention span) was 32% compared to 12% of patients treated with vidarabine.

Patients less than 30 years of age and those who had the least severe neurologic involvement at time of entry into study had the best outcome with treatment with acyclovir. An additional controlled study performed in Europe demonstrated similar findings.

Neonatal Herpes Simplex Virus Infection

Two hundred and two infants with neonatal herpes simplex infections were randomized to receive either acyclovir 10 mg/kg every 8 hours (n = 107) or vidarabine 30 mg/kg/day (n = 95) for 10 days. Outcomes are presented in Table 4.

Table 4. Mortality at 1 Year

HSV Disease Classification	Treatment Group	
	Acyclovir (n=107)	Vidarabine (n=95)
SEM* (n = 85)	0/54	0/31
CNS† (n = 71)	5/35	5/36
DISS‡ (n = 46)	11/18	14/28

* SEM refers to localized infection with disease limited to skin, eye, and/or mouth.

† CNS refers to infection of the central nervous system with compatible neurologic and CSF findings.

‡ DISS refers to visceral organ involvement such as hepatitis or pneumonitis with or without CNS involvement.

Rates of neurologic sequelae at 1 year were comparable between the treatment groups.

Varicella-Zoster Infections in Immunocompromised Patients

A multicenter trial of Acyclovir for Injection at a dose of 500 mg/m² every 8 hours for 7 days was conducted in immunocompromised patients with zoster infections (shingles). Ninety-four (94) patients were evaluated (52 patients were treated with acyclovir and 42 with placebo). Acyclovir was superior to placebo as measured by reductions in cutaneous dissemination and visceral dissemination.

INDICATIONS AND USAGE

Herpes Simplex Infections in Immunocompromised Patients

Acyclovir for Injection is indicated for the treatment of initial and recurrent mucosal and cutaneous

herpes simplex (HSV-1 and HSV-2) in immunocompromised patients.

Initial Episodes of Herpes Genitalis

Acyclovir for Injection is indicated for the treatment of severe initial clinical episodes of herpes genitalis in immunocompetent patients.

Herpes Simplex Encephalitis

Acyclovir for Injection is indicated for the treatment of herpes simplex encephalitis.

Neonatal Herpes Simplex Virus Infection

Acyclovir for Injection is indicated for the treatment of neonatal herpes infections.

Varicella-Zoster Infections in Immunocompromised Patients

Acyclovir for Injection is indicated for the treatment of varicella-zoster (shingles) infections in immunocompromised patients.

CONTRAINDICATIONS

Acyclovir for Injection is contraindicated for patients who develop hypersensitivity to acyclovir or valacyclovir.

WARNINGS

Acyclovir for Injection is intended for intravenous infusion only, and should not be administered topically, intramuscularly, orally, subcutaneously, or in the eye. Intravenous infusions must be given over a period of at least 1 hour to reduce the risk of renal tubular damage (see **PRECAUTIONS** and **DOSAGE AND ADMINISTRATION**).

Renal failure, in some cases resulting in death, has been observed with acyclovir therapy (see **ADVERSE REACTIONS: Observed During Clinical Practice** and **OVERDOSAGE**). Thrombotic thrombocytopenic purpura/hemolytic uremic syndrome (TTP/HUS), which has resulted in death, has occurred in immunocompromised patients receiving acyclovir therapy.

PRECAUTIONS

General

Precipitation of acyclovir crystals in renal tubules can occur if the maximum solubility of free acyclovir (2.5 mg/mL at 37°C in water) is exceeded or if the drug is administered by bolus injection. Ensuing renal tubular damage can produce acute renal failure.

Abnormal renal function (decreased creatinine clearance) can occur as a result of acyclovir administration and depends on the state of the patient's hydration, other treatments, and the rate of drug administration. Concomitant use of other nephrotoxic drugs, pre-existing renal disease, and dehydration make further renal impairment with acyclovir more likely.

Administration of acyclovir by intravenous infusion must be accompanied by adequate hydration.

When dosage adjustments are required, they should be based on estimated creatinine clearance (see **DOSAGE AND ADMINISTRATION**).

Approximately 1% of patients receiving intravenous acyclovir have manifested encephalopathic changes characterized by either lethargy, obtundation, tremors, confusion, hallucinations, agitation, seizures, or coma. Acyclovir should be used with caution in those patients who have underlying neurologic abnormalities and those with serious renal, hepatic, or electrolyte abnormalities, or

significant hypoxia.

Drug Interactions

See **CLINICAL PHARMACOLOGY: Pharmacokinetics**.

Carcinogenesis, Mutagenesis, Impairment of Fertility

The data presented below include references to peak steady-state plasma acyclovir concentrations observed in humans treated with 30 mg/kg/day (10 mg/kg every 8 hours, dosing appropriate for treatment of herpes zoster or herpes encephalitis), or 15 mg/kg/day (5 mg/kg every 8 hours, dosing appropriate for treatment of primary genital herpes or herpes simplex infections in immunocompromised patients). Plasma drug concentrations in animal studies are expressed as multiples of human exposure to acyclovir at the higher and lower dosing schedules (see **CLINICAL PHARMACOLOGY: Pharmacokinetics**).

Acyclovir was tested in lifetime bioassays in rats and mice at single daily doses of up to 450 mg/kg administered by gavage. There was no statistically significant difference in the incidence of tumors between treated and control animals, nor did acyclovir shorten the latency of tumors. At 450 mg/kg/day, plasma concentrations in both the mouse and rat bioassay were lower than concentrations in humans.

Acyclovir was tested in 16 *in vitro* and *in vivo* genetic toxicity assays. Acyclovir was positive in 5 of the assays.

Acyclovir did not impair fertility or reproduction in mice (450 mg/kg/day, PO) or in rats (25 mg/kg/day, SC). In the mouse study, plasma levels were the same as human levels, while in the rat study, they were 1 to 2 times human levels. At higher doses (50 mg/kg/day, SC) in rats and rabbits (1 to 2 and 1 to 3 times human levels, respectively) implantation efficacy, but not litter size, was decreased. In a rat peri- and post-natal study at 50 mg/kg/day, SC., there was a statistically significant decrease in group mean numbers of corpora lutea, total implantation sites, and live fetuses.

No testicular abnormalities were seen in dogs given 50 mg/kg/day, IV for 1 month (1 to 3 times human levels) or in dogs given 60 mg/kg/day orally for 1 year (the same as human levels). Testicular atrophy and aspermatogenesis were observed in rats and dogs at higher dose levels.

Pregnancy: Teratogenic Effects

Pregnancy Category B.

Acyclovir administered during organogenesis was not teratogenic in the mouse (450 mg/kg/day, PO), rabbit (50 mg/kg/day, SC and IV), or rat (50 mg/kg/day, SC). These exposures resulted in plasma levels the same as, 4 and 9, and 1 and 2 times, respectively, human levels.

There are no adequate and well-controlled studies in pregnant women. A prospective epidemiologic registry of acyclovir use during pregnancy was established in 1984 and completed in April 1999. There were 749 pregnancies followed in women exposed to systemic acyclovir during the first trimester of pregnancy resulting in 756 outcomes. The occurrence rate of birth defects approximates that found in the general population. However, the small size of the registry is insufficient to evaluate the risk for less common defects or to permit reliable or definitive conclusions regarding the safety of acyclovir in pregnant women and their developing fetuses. Acyclovir should be used during pregnancy only if the potential benefit justifies the potential risk to the fetus.

Nursing Mothers

Acyclovir concentrations have been documented in breast milk in 2 women following oral administration of acyclovir and ranged from 0.6 to 4.1 times corresponding plasma levels. These concentrations would potentially expose the nursing infant to a dose of acyclovir up to 0.3 mg/kg/day. Acyclovir should be administered to a nursing mother with caution and only when indicated.

Pediatric Use

See **DOSAGE AND ADMINISTRATION**.

Geriatric Use

Clinical studies of Acyclovir for Injection did not include sufficient numbers of patients aged 65 and over to determine whether they respond differently from younger patients. Other reported clinical experience has identified differences in the severity of CNS adverse events between elderly and younger patients (see **ADVERSE REACTIONS: Observed During Clinical Practice**). In general, dose selection for an elderly patient should be cautious, reflecting the greater frequency of decreased renal function, and of concomitant disease or other drug therapy. This drug is known to be substantially excreted by the kidney, and the risk of toxic reactions to this drug may be greater in patients with impaired renal function. Because elderly patients are more likely to have decreased renal function, care should be taken in dose selection, and it may be useful to monitor renal function.

ADVERSE REACTIONS

The adverse reactions listed below have been observed in controlled and uncontrolled clinical trials in approximately 700 patients who received acyclovir at approximately 5 mg/kg (250 mg/m²) three times daily, and approximately 300 patients who received approximately 10 mg/kg (500 mg/m²) three times daily.

The most frequent adverse reactions reported during administration of acyclovir were inflammation or phlebitis at the injection site in approximately 9% of the patients, and transient elevations of serum creatinine or BUN in 5% to 10% (the higher incidence occurred usually following rapid [less than 10 minutes] intravenous infusion). Nausea and/or vomiting occurred in approximately 7% of the patients (the majority occurring in nonhospitalized patients who received 10 mg/kg). Itching, rash, or hives occurred in approximately 2% of patients. Elevation of transaminases occurred in 1% to 2% of patients.

The following hematologic abnormalities occurred at a frequency of less than 1%: anemia, neutropenia, thrombocytopenia, thrombocytosis, leukocytosis, and neutrophilia. In addition, anorexia and hematuria were observed.

Observed During Clinical Practice

In addition to adverse events reported from clinical trials, the following events have been identified during post-approval use of Acyclovir for Injection in clinical practice. Because they are reported voluntarily from a population of unknown size, estimates of frequency cannot be made. These events have been chosen for inclusion due to either their seriousness, frequency of reporting, potential causal connection to acyclovir, or a combination of these factors.

General: Anaphylaxis, angioedema, fatigue, fever, headache, pain, peripheral edema.

Digestive: Abdominal pain, diarrhea, gastrointestinal distress, nausea.

Cardiovascular: Hypotension.

Hematologic and Lymphatic: Disseminated intravascular coagulation, hemolysis, leukocytoclastic vasculitis, leukopenia, lymphadenopathy.

Hepatobiliary Tract and Pancreas: Elevated liver function tests, hepatitis, hyperbilirubinemia, jaundice.

Musculoskeletal: Myalgia.

Nervous: Aggressive behavior, agitation, ataxia, coma, confusion, delirium, dizziness, dysarthria, encephalopathy, hallucinations, obtundation, paresthesia, psychosis, seizure, somnolence, tremor. These symptoms may be marked, particularly in older adults (see **PRECAUTIONS**).

Skin: Alopecia, erythema multiforme, photosensitive rash, pruritus, rash, Stevens-Johnson syndrome,

toxic epidermal necrolysis, urticaria. Severe local inflammatory reactions, including tissue necrosis, have occurred following infusion of acyclovir into extravascular tissues.

Special Senses: Visual abnormalities.

Urogenital: Renal failure, elevated blood urea nitrogen, elevated creatinine (see **WARNINGS**).

OVERDOSAGE

Overdoses involving ingestions of up to 20 g have been reported. Adverse events that have been reported in association with overdosage include agitation, coma, seizures, and lethargy. Precipitation of acyclovir in renal tubules may occur when the solubility (2.5 mg/mL) is exceeded in the intratubular fluid. Overdosage has been reported following bolus injections or inappropriately high doses, and in patients whose fluid and electrolyte balance were not properly monitored. This has resulted in elevated BUN and serum creatinine, and subsequent renal failure. In the event of acute renal failure and anuria, the patient may benefit from hemodialysis until renal function is restored (see **DOSAGE AND ADMINISTRATION**).

DOSAGE AND ADMINISTRATION

CAUTION—RAPID OR BOLUS INTRAVENOUS INJECTION MUST BE AVOIDED (see WARNINGS and PRECAUTIONS).

INTRAMUSCULAR OR SUBCUTANEOUS INJECTION MUST BE AVOIDED (see WARNINGS).

Therapy should be initiated as early as possible following onset of signs and symptoms of herpes infections.

A maximum dose equivalent to 20 mg/kg every 8 hours should not be exceeded for any patient.

Dosage

Herpes Simplex Infections

Mucosal and Cutaneous Herpes Simplex (HSV-1 and HSV-2) Infections in Immunocompromised Patients

Adults and Adolescents (12 years of age and older): 5 mg/kg infused at a constant rate over 1 hour, every 8 hours for 7 days.

Pediatrics (Under 12 years of age): 10 mg/kg infused at a constant rate over 1 hour, every 8 hours for 7 days.

Severe Initial Clinical Episodes of Herpes Genitalis

Adults and Adolescents (12 years of age and older): 5 mg/kg infused at a constant rate over 1 hour, every 8 hours for 5 days.

Herpes Simplex Encephalitis

Adults and Adolescents (12 years of age and older): 10 mg/kg infused at a constant rate over 1 hour, every 8 hours for 10 days.

Pediatrics (3 months to 12 years of age): 20 mg/kg infused at a constant rate over 1 hour, every 8 hours for 10 days.

Neonatal Herpes Simplex Virus Infections (Birth to 3 months)

10 mg/kg infused at a constant rate over 1 hour, every 8 hours for 10 days. In neonatal herpes simplex infections, doses of 15 mg/kg or 20 mg/kg (infused at a constant rate over 1 hour every 8 hours) have

been used; the safety and efficacy of these doses are not known.

Varicella Zoster Infections

Zoster in Immunocompromised Patients

Adults and Adolescents (12 years of age and older): 10 mg/kg infused at a constant rate over 1 hour, every 8 hours for 7 days.

Pediatrics (Under 12 years of age): 20 mg/kg infused at a constant rate over 1 hour, every 8 hours for 7 days.

Obese Patients: Obese patients should be dosed at the recommended adult dose using Ideal Body Weight.

Patients with Acute or Chronic Renal Impairment

Refer to **DOSAGE AND ADMINISTRATION** for recommended doses, and adjust the dosing interval as indicated in Table 5.

Table 5. Dosage Adjustments for Patients with Renal Impairment

Creatinine Clearance (mL/min/1.73 m ²)	Percent of Recommended Dose	Dosing Interval (hours)
>50	100%	8
25 - 50	100%	12
10 - 25	100%	24
0 - 10	50%	24

Hemodialysis

For patients who require dialysis, the mean plasma half-life of acyclovir during hemodialysis is approximately 5 hours. This results in a 60% decrease in plasma concentrations following a 6-hour dialysis period. Therefore, the patient's dosing schedule should be adjusted so that an additional dose is administered after each dialysis.

Peritoneal Dialysis

No supplemental dose appears to be necessary after adjustment of the dosing interval.

Method of Preparation

Each 10 mL vial contains acyclovir sodium equivalent to 500 mg of acyclovir. Each 20 mL vial contains acyclovir sodium equivalent to 1,000 mg of acyclovir. The contents of the vial should be dissolved in Sterile Water for Injection as follows:

Contents of Vial	Amount of Diluent
500 mg	10 mL
1,000 mg	20 mL

The resulting solution in each case contains 50 mg acyclovir per mL (pH approximately 11). Shake the vial well to assure complete dissolution before measuring and transferring each individual dose. The reconstituted solution should be used within 12 hours. Refrigeration of reconstituted solution may result in the formation of a precipitate which will redissolve at room temperature.

DO NOT USE BACTERIOSTATIC WATER FOR INJECTION CONTAINING BENZYL ALCOHOL OR PARABENS.

Administration

The calculated dose should then be removed and added to any appropriate intravenous solution at a volume selected for administration during each 1 hour infusion. Infusion concentrations of approximately 7 mg/mL or lower are recommended. In clinical studies, the average 70 kg adult received between 60 and 150 mL of fluid per dose. Higher concentrations (e.g., 10 mg/mL) may produce phlebitis or inflammation at the injection site upon inadvertent extravasation. Standard, commercially available electrolyte and glucose solutions are suitable for intravenous administration; biologic or colloidal fluids (e.g., blood products, protein solutions, etc.) are not recommended.

Once diluted for administration, each dose should be used within 24 hours.

Parenteral drug products should be inspected visually for particulate matter and discoloration prior to administration, whenever solution and container permit.

HOW SUPPLIED

Acyclovir for Injection, USP is available as sterile vials, each containing:

	NDC	Packaged
Acyclovir Sodium equivalent to 500 mg of Acyclovir	0143-9657-10	Box of 10 vials
Acyclovir Sodium equivalent to 1 g of Acyclovir	0143-9658-10	Box of 10 vials

Storage

Store at 15° to 25°C (59° to 77°F).

Manufactured by:

HIKMA FARMACÊUTICA (PORTUGAL), S.A.
Estrada do Rio da Mó, nº 8, 8A e 8B - Fervença,
2705 – 906 Terrugem SNT
PORTUGAL

Distributed by:

WEST-WARD
PHARMACEUTICALS
EATONTOWN NJ 07724 USA

Revised: November 2015
PIN428-WES/1

PRINCIPAL DISPLAY PANEL

NDC 0143-9657-01

ACYCLOVIR

FOR INJECTION, USP

500 mg/vial

FOR INTRAVENOUS INFUSION ONLY

Rx ONLY

Single Dose Vial

Preparation of Solution: Inject 10 mL Sterile

Water for Injection into vial. Shake vial until clear solution is achieved and use within 12 hours.

DO NOT USE BACTERIOSTATIC WATER FOR INJECTION CONTAINING BENZYL ALCOHOL OR PARABENS.

Dilute to 7 mg/mL or lower prior to infusion.

See package insert for usual dosage, reconstitution and dilution instructions.

Store between 15° and 25°C (59° to 77°F).

NDC 0143-9657-01

ACYCLOVIR
FOR INJECTION, USP

500 mg/vial

FOR INTRAVENOUS INFUSION ONLY

Rx ONLY

Single Dose Vial
Preparation of Solution: Inject 10 mL Sterile Water for Injection into vial. Shake vial until clear solution is achieved and use within 12 hours.
DO NOT USE BACTERIOSTATIC WATER FOR INJECTION CONTAINING BENZYL ALCOHOL OR PARABENS.
Dilute to 7 mg/mL or lower prior to infusion.
See package insert for usual dosage, reconstitution and dilution instructions.
Store between 15° and 25°C (59° to 77°F).

Mfd. by: HIKMA FARMACÊUTICA (PORTUGAL), S.A.
Dist. by: WEST-WARD Eatontown, NJ 07724 USA

NDC 0143-9657-01
PLB963-WES/1

Non-variabih area

Lot:
Exp:

NDC 0143-9657-10

Rx ONLY

ACYCLOVIR

FOR INJECTION, USP

500 mg/vial

FOR INTRAVENOUS INFUSION ONLY

10 Single Dose Vials, 500 mg in each vial

Each vial contains: Acyclovir sodium equivalent to 500 mg of acyclovir. The sodium content is 49 mg per vial.

Preparation of Solution: Inject 10 mL Sterile Water for Injection into vial. Shake vial until clear solution is achieved and use within 12 hours.

DO NOT USE BACTERIOSTATIC WATER FOR INJECTION CONTAINING BENZYL ALCOHOL OR PARABENS.

Dilute to 7 mg/mL or lower prior to infusion.

See package insert for usual dosage, reconstitution and dilution instructions.

Store between 15° and 25°C (59° to 77°F).

Lot:

Non-varnish area

Exp:

To open - Cut seal along dotted line.

PLB964-WES/1
NDC 0143-9657-10

Rx ONLY

Each vial contains: Acyclovir sodium equivalent to 500 mg of acyclovir. The sodium content is 49 mg per vial.

Preparation of Solution: Inject 10 mL Sterile Water for Injection into vial. Shake vial until clear solution is achieved and use within 12 hours.

DO NOT USE BACTERIOSTATIC WATER FOR INJECTION CONTAINING BENZYL ALCOHOL OR PARABENS.

Dilute to 7 mg/mL or lower prior to infusion.

See package insert for usual dosage, reconstitution and dilution instructions.
Store between 15° and 25°C (59° to 77°F).

ACYCLOVIR
FOR INJECTION, USP

500 mg/vial

FOR INTRAVENOUS INFUSION ONLY

10 Single Dose Vials, 500 mg in each vial

Distributed by:  WEST-WARD
Eatontown, NJ 07724 USA

NDC 0143-9657-10

PRINCIPAL DISPLAY PANEL

NDC 0143-9658-01

ACYCLOVIR

FOR INJECTION, USP

1 g/vial

FOR INTRAVENOUS INFUSION ONLY

Rx ONLY

Single Dose Vial

Preparation of Solution: Inject 20 mL Sterile Water for Injection into vial. Shake vial until clear solution is achieved and use within 12 hours.

DO NOT USE BACTERIOSTATIC WATER FOR INJECTION CONTAINING BENZYL ALCOHOL OR PARABENS.

Dilute to 7 mg/mL or lower prior to infusion.

See package insert for usual dosage, reconstitution and dilution instructions.

Store between 15° and 25°C (59° to 77°F).

NDC 0143-9658-01

ACYCLOVIR

FOR INJECTION, USP

1 g/vial



FOR INTRAVENOUS INFUSION ONLY

Rx ONLY

Single Dose Vial


Preparation of Solution: Inject 20 mL Sterile Water for Injection into vial. Shake vial until clear solution is achieved and use within 12 hours.

DO NOT USE BACTERIOSTATIC WATER FOR INJECTION CONTAINING BENZYL ALCOHOL OR PARABENS.

Dilute to 7 mg/mL or lower prior to infusion.

See package insert for usual dosage, reconstitution and dilution instructions. Store between 15° and 25°C (59° to 77°F).

Mfd. by: HIKMA FARMACÊUTICA (PORTUGAL), S.A.

Dist. by:  WEST-WARD Eatontown, NJ 07724 USA



NDC 0143-9658-01

PLB965-WES/1

Non-variab area

Lot:

Exp:

NDC 0143-9658-10

Rx ONLY

ACYCLOVIR

FOR INJECTION, USP

1 g/vial

FOR INTRAVENOUS INFUSION ONLY

10 Single Dose Vials, 1 g in each vial

Each vial contains: Acyclovir sodium equivalent to 1 g of acyclovir. The sodium content is 98 mg per vial.

Preparation of Solution: Inject 20 mL Sterile Water for Injection into vial. Shake vial until clear solution is achieved and use within 12 hours.

DO NOT USE BACTERIOSTATIC WATER FOR INJECTION CONTAINING BENZYL ALCOHOL OR PARABENS.

Dilute to 7 mg/mL or lower prior to infusion.

See package insert for usual dosage, reconstitution and dilution instructions.

Store between 15° and 25°C (59° to 77°F).

Lot:

Non-varnish area

Exp:

To open - Cut seal along dotted line.

PLB966-WES/1
NDC 0143-9658-10

Rx ONLY

Each vial contains: Acyclovir sodium equivalent to 1 g of acyclovir. The sodium content is 98 mg per vial.

ACYCLOVIR
FOR INJECTION, USP

Preparation of Solution: Inject 20 mL Sterile Water for Injection into vial. Shake vial until clear solution is achieved and use within 12 hours.

1 g/vial

DO NOT USE BACTERIOSTATIC WATER FOR INJECTION CONTAINING BENZYL ALCOHOL OR PARABENS.

FOR INTRAVENOUS INFUSION ONLY

Dilute to 7 mg/mL or lower prior to infusion.

10 Single Dose Vials, 1 g in each vial


See package insert for usual dosage, reconstitution and dilution instructions.

Distributed by:  WEST-WARD
Eatontown, NJ 07724 USA

Store between 15° and 25°C (59° to 77°F).

NDC 0143-9658-10

SERIALIZATION IMAGE



GTIN 00301234567896
SN 1234567890123
EXP MMMYYYY
LOT ABCDE12345

ACYCLOVIR

acyclovir injection, powder, lyophilized, for solution

Product Information

Product Type	HUMAN PRESCRIPTION DRUG	Item Code (Source)	NDC:0143-9657
Route of Administration	INTRAVENOUS		

Active Ingredient/Active Moiety

Ingredient Name	Basis of Strength	Strength
ACYCLOVIR SODIUM (UNII: 927L42J563) (ACYCLOVIR - UNII:X4HES1O11F)	ACYCLOVIR	500 mg

Packaging

#	Item Code	Package Description	Marketing Start Date	Marketing End Date
1	NDC:0143-9657-10	10 in 1 BOX	02/29/2016	
1	NDC:0143-9657-01	1 in 1 VIAL, SINGLE-DOSE; Type 0: Not a Combination Product		

Marketing Information

Marketing Category	Application Number or Monograph Citation	Marketing Start Date	Marketing End Date
ANDA	ANDA205771	02/29/2016	

ACYCLOVIR

acyclovir injection, powder, lyophilized, for solution

Product Information

Product Type	HUMAN PRESCRIPTION DRUG	Item Code (Source)	NDC:0143-9658
Route of Administration	INTRAVENOUS		

Active Ingredient/Active Moiety

Ingredient Name	Basis of Strength	Strength
ACYCLOVIR SODIUM (UNII: 927L42J563) (ACYCLOVIR - UNII:X4HES1O11F)	ACYCLOVIR	1 g

Packaging

#	Item Code	Package Description	Marketing Start Date	Marketing End Date
1	NDC:0143-9658-10	10 in 1 BOX	02/29/2016	
1	NDC:0143-9658-01	1 in 1 VIAL, SINGLE-DOSE; Type 0: Not a Combination Product		

Marketing Information

Marketing Category	Application Number or Monograph Citation	Marketing Start Date	Marketing End Date
ANDA	ANDA205771	02/29/2016	

Labeler - West-Ward Pharmaceuticals Corp (001230762)

Establishment

Name	Address	ID/FEI	Business Operations
HIKMA FARMACEUTICA (PORTUGAL), S.A		452742943	ANALYSIS(0143-9657, 0143-9657, 0143-9658) , LABEL(0143-9657, 0143-9657, 0143-9658) , MANUFACTURE(0143-9657, 0143-9657, 0143-9658) , PACK(0143-9657, 0143-9657, 0143-9658)