

KETAMINE HYDROCHLORIDE - ketamine hydrochloride injection, solution

Gland Pharma Limited

HIGHLIGHTS OF PRESCRIBING INFORMATION

These highlights do not include all the information needed to use KETAMINE HYDROCHLORIDE INJECTION, safely and effectively. See full prescribing information for KETAMINE HYDROCHLORIDE INJECTION.

KETAMINE HYDROCHLORIDE injection, for intravenous or intramuscular use, CIII
Initial U.S. Approval: 1970

RECENT MAJOR CHANGES

Warnings and Precautions (5.6) 06/2022

INDICATIONS AND USAGE

Ketamine hydrochloride injection is a general anesthetic indicated:

- as the sole anesthetic agent for diagnostic and surgical procedures that do not require skeletal muscle relaxation (1)
- for the induction of anesthesia prior to the administration of other general anesthetic agents (1)
- as a supplement to other anesthetic agents (1).

DOSAGE AND ADMINISTRATION

- See Full Prescribing Information for important dosage and administration instructions. (2)
- Induction of anesthesia:
 - *Intravenous route:* Initially, 1 to 4.5 mg/kg administered slowly (over a period of 60 seconds). Alternatively, administer a dose of 1 to 2 mg/kg at a rate of 0.5 mg/kg/min. (2.2)
 - Intramuscular route:* Initially, 6.5 to 13 mg/kg. (2.2)
- Maintenance of anesthesia: Increments of one-half to the full induction dose may be repeated as needed (2.2). Adjust the dose according to the patient's anesthetic needs and whether an additional anesthetic agent is employed. (2.2)
- Supplement to other anesthetic agents: The regimen of a reduced dose of ketamine hydrochloride injection supplemented with diazepam can be used to produce balanced anesthesia by combination with other agents. (2.2)

DOSAGE FORMS AND STRENGTHS

Injection: 200 mg/20 mL (10 mg/mL), 500 mg/10 mL (50 mg/mL), and 500 mg/5 mL (100 mg/mL) multiple-dose vials (3).

CONTRAINDICATIONS

- In patients for whom a significant elevation of blood pressure would be a serious hazard (4).
- Known hypersensitivity to ketamine or to any excipient (4).

WARNINGS AND PRECAUTIONS

- Hemodynamic Instability: Monitor vital signs and cardiac function during ketamine hydrochloride injection administration. (5.1)
- Emergence Reactions: Postoperative confusional states may occur during the recovery period. Reduce by minimizing verbal, tactile, and visual stimulation of the patient. (5.2)
- Risk of Respiratory Depression: May occur with overdosage or too rapid a rate of administration. Maintain adequate oxygenation and ventilation. (5.3)
- Risks of Ketamine Hydrochloride Injection alone for Procedures of the Pharynx, Larynx, or Bronchial Tree: Pharyngeal and laryngeal reflexes are not suppressed with ketamine hydrochloride injection when it is used alone. Avoid use as a sole anesthetic agent in surgery or diagnostic procedures of the pharynx, larynx, or bronchial tree. Muscle relaxants may be required. (5.4)
- Pediatric Neurotoxicity: Long-term cognitive deficits may occur when used for longer than 3 hours in children ≤ 3 years (5.5)

ADVERSE REACTIONS

The most common adverse reactions are emergence reactions and elevated blood pressure and pulse (6)
To report SUSPECTED ADVERSE REACTIONS, contact Gland Pharma Limited at 609-250-7990 or FDA at 1-800-FDA-1088 or www.fda.gov/medwatch.

DRUG INTERACTIONS

Theophylline or Aminophylline: Do not co-administer with ketamine hydrochloride injection as concomitant

use may lower the seizure threshold (7.1).

Sympathomimetics and Vasopressin: Closely monitor vital signs when coadministered with ketamine hydrochloride injection. Consider dose adjustment individualized to the patient's clinical situation (7.2).

Benzodiazepines, Opioid Analgesics, or other CNS Depressants: Concomitant use may result in profound sedation, respiratory depression, coma, or death.

Concomitant use of opioid analgesics may prolong recovery time. (7.3)

----- **USE IN SPECIFIC POPULATIONS** -----

- Pregnancy: Animal data show that ketamine hydrochloride injection may cause harm to the fetus; avoid use during pregnancy, labor, and delivery (8.1)

See 17 for PATIENT COUNSELING INFORMATION.

Revised: 2/2023

FULL PRESCRIBING INFORMATION: CONTENTS*

1 INDICATIONS AND USAGE

2 DOSAGE AND ADMINISTRATION

2.1 Important Dosage and Administration Information

2.2 Recommended Dosage and Administration

2.3 Preparation of Dilution

3 DOSAGE FORMS AND STRENGTHS

4 CONTRAINDICATIONS

5 WARNINGS AND PRECAUTIONS

5.1 Hemodynamic Instability

5.2 Emergence Reactions

5.3 Respiratory Depression

5.4 Risks of Ketamine Hydrochloride Injection Alone for Procedures of the Pharynx, Larynx, or Bronchial Tree

5.5 Pediatric Neurotoxicity

5.6 Drug-Induced Liver Injury

5.7 Increase in Cerebrospinal Fluid Pressure

5.8 Drug Interactions

6 ADVERSE REACTIONS

7 DRUG INTERACTIONS

7.1 Theophylline or Aminophylline

7.2 Sympathomimetics and Vasopressin

7.3 Benzodiazepines, Opioid Analgesics, Or Other CNS Depressants

8 USE IN SPECIFIC POPULATIONS

8.1 Pregnancy

8.4 Pediatric Use

8.5 Geriatric Use

9 DRUG ABUSE AND DEPENDENCE

9.1 Controlled Substance

9.2 Abuse

9.3 Dependence

10 OVERDOSAGE

11 DESCRIPTION

12 CLINICAL PHARMACOLOGY

12.1 Mechanism of Action

12.2 Pharmacodynamics

12.3 Pharmacokinetics

13 NONCLINICAL TOXICOLOGY

13.1 Carcinogenesis, Mutagenesis, Impairment of Fertility

13.2 Animal Toxicology and/or Pharmacology

14 CLINICAL STUDIES

16 HOW SUPPLIED/STORAGE AND HANDLING

17 PATIENT COUNSELING INFORMATION

* Sections or subsections omitted from the full prescribing information are not listed.

FULL PRESCRIBING INFORMATION

1 INDICATIONS AND USAGE

Ketamine hydrochloride injection is indicated:

- as the sole anesthetic agent for diagnostic and surgical procedures that do not require skeletal muscle relaxation.
- for the induction of anesthesia prior to the administration of other general anesthetic agents.
- as a supplement to other anesthetic agents.

2 DOSAGE AND ADMINISTRATION

2.1 Important Dosage and Administration Information

Ketamine hydrochloride injection should be administered by or under the direction of physicians experienced in the administration of general anesthetics, maintenance of a patent airway, and oxygenation and ventilation. Continuously monitor vital signs in patients receiving ketamine hydrochloride injection.

Emergency airway equipment must be immediately available.

Do not administer the 100 mg/mL concentration of ketamine hydrochloride injection intravenously without proper dilution [see *Dosage and Administration* (2.3)]. Must be used immediately after dilution.

While some degree of airway protection may be afforded due to active laryngeal-pharyngeal reflexes, vomiting and aspiration may occur with ketamine hydrochloride injection. Ketamine hydrochloride injection is not recommended for use in patients who have not followed nil per os guidelines.

Due to the potential for salivation during ketamine hydrochloride injection administration, administer an antisialagogue prior to induction of anesthesia.
In individuals with a history of chronic ketamine use for off-label indications, there have

been case reports of genitourinary pain that may be related to the ketamine treatment, not the underlying condition [see *Adverse Reactions (6)*]. Consider cessation of ketamine if genitourinary pain continues in the setting of other genitourinary symptoms.

2.2 Recommended Dosage and Administration

The ketamine hydrochloride injection dosage must be individualized and titrated to the desired clinical effect.

If a longer duration of effect is desired, additional increments can be administered intravenously or intramuscularly to maintain anesthesia. However, a higher total dose will result in a longer time to complete recovery.

Induction of Anesthesia

Intravenous Route: The initial dose of ketamine hydrochloride injection administered intravenously may range from 1 mg/kg to 4.5 mg/kg. The average amount required to produce 5 to 10 minutes of surgical anesthesia within 30 seconds following injection is 2 mg/kg. Administer ketamine hydrochloride injection slowly (i.e., over a period of 60 seconds). Rapid administration may result in respiratory depression and enhanced vasopressor response. The induction dose may be administered as an intravenous infusion at a rate of 0.5 mg/kg/min.

Intramuscular Route: The initial dose of ketamine hydrochloride injection administered intramuscularly may range from 6.5 to 13 mg/kg. A dose of 9 to 13 mg/kg usually produces surgical anesthesia within 3 to 4 minutes following injection, with the anesthetic effect usually lasting 12 to 25 minutes. Administer a benzodiazepine, if clinically indicated, for the prevention of neuropsychological manifestations during emergence from anesthesia.

Maintenance of Anesthesia

Adjust the maintenance dose according to the patient's anesthetic needs and whether an additional anesthetic agent is administered.

Repeat increments of one-half to the full induction dose as needed for maintenance of anesthesia. Purposeless and tonic-clonic movements of extremities may occur during the course of ketamine anesthesia. These movements do not imply a light plane and are not indicative of the need for additional doses of the anesthetic.

Ketamine hydrochloride injection given by slow microdrip infusion technique at a dose of 0.1 to 0.5 mg/minute will maintain general anesthesia in adult patients induced with ketamine hydrochloride injection. Augment ketamine hydrochloride injection with an intravenous benzodiazepine for the prevention of neuropsychological manifestations during emergence.

Supplement to Other Anesthetic Agents

Ketamine hydrochloride injection can be administered to supplement other general and local anesthetic agents. Continuously monitor patients for changes in respiratory and hemodynamic parameters.

A reduced dose of ketamine hydrochloride injection can be used to produce balanced

anesthesia when used in combination with other anesthetic agents.

2.3 Preparation of Dilution

Ketamine hydrochloride injection is a clear, colorless sterile solution. Parenteral drug products should be inspected visually for particulate matter and discoloration prior to administration, whenever solution and container permit. Discard if product is discolored or contains particulate matter.

Induction of Anesthesia: Do not intravenously inject the 100 mg/mL concentration of ketamine hydrochloride injection without proper dilution. Dilute ketamine hydrochloride injection with an equal volume of either Sterile Water for injection, USP, 0.9% Sodium Chloride Injection, USP (Normal Saline), or 5% Dextrose in Water. Use immediately after dilution.

Maintenance of Anesthesia: To prepare a dilute solution containing 1 mg of ketamine per mL, aseptically transfer 10 mL from a 50 mg per mL vial or 5 mL from a 100 mg per mL vial to 500 mL of 5% Dextrose Injection, USP or 0.9% Sodium Chloride Injection, USP (Normal Saline) and mix well. The resultant solution will contain 1 mg of ketamine per mL. Use immediately after dilution.

When fluid restriction is required, ketamine hydrochloride injection can be added to a 250 mL infusion as described above to provide a ketamine hydrochloride injection concentration of 2 mg/mL.

Ketamine hydrochloride injection 10 mg/mL vials are not recommended for dilution.

3 DOSAGE FORMS AND STRENGTHS

Ketamine hydrochloride injection is a clear, colorless to very slight yellow color sterile solution available in multiple-dose vials containing either 10 mg ketamine base (equivalent to 11.53 mg ketamine hydrochloride), 50 mg ketamine base (equivalent to 57.67 mg ketamine hydrochloride) or 100 mg ketamine base (equivalent to 115.33 mg ketamine hydrochloride).

- 200 mg/20 mL (10 mg/mL)
- 500 mg/10 mL (50 mg/mL)
- 500 mg/5 mL (100 mg/mL)

4 CONTRAINDICATIONS

- Ketamine hydrochloride injection is contraindicated in patients for whom a significant elevation of blood pressure would constitute a serious hazard [see *Warnings and Precautions* (5.1)].
- Ketamine hydrochloride injection is contraindicated in patients with known hypersensitivity to ketamine or to any excipient [see *Adverse Reactions* (6)].

5 WARNINGS AND PRECAUTIONS

5.1 Hemodynamic Instability

Transient increases in blood pressure, heart rate, and cardiac index are frequently observed following administration of ketamine hydrochloride injection. Decreases in blood pressure and heart rate, arrhythmias, and cardiac decompensation have also been observed. Monitor vital signs and cardiac function during ketamine hydrochloride injection administration. Ketamine hydrochloride injection is contraindicated in patients for whom a significant elevation of blood pressure would constitute a serious hazard [see *Contraindications* (4)].

5.2 Emergence Reactions

Emergence delirium (postoperative confusional states or agitation) has occurred in approximately 12% of patients during the recovery period, and the duration is generally a few hours. The neuropsychological manifestations vary in severity between pleasant dream-like states, vivid imagery, hallucinations, and emergence delirium. In some cases, these states have been accompanied by confusion, excitement, and irrational behavior, which have been recalled as unpleasant experiences. No residual psychological effects are known to have resulted from use of ketamine hydrochloride injection during induction and maintenance of anesthesia.

Intramuscular administration results in a lower incidence of emergence reactions.

The incidence of psychological manifestations during emergence, particularly dream-like observations and emergence delirium, may be reduced by using lower recommended dosages of ketamine hydrochloride injection in conjunction with an intravenous benzodiazepine during induction and maintenance of anesthesia [see *Dosage and Administration* (2.3)]. Also, these reactions may be reduced if verbal, tactile, and visual stimulation of the patient is minimized during the recovery period. This does not preclude the monitoring of vital signs.

5.3 Respiratory Depression

Respiratory depression may occur with overdosage or a rapid rate of administration of ketamine hydrochloride injection. Maintain adequate oxygenation and ventilation.

5.4 Risks of Ketamine Hydrochloride Injection Alone for Procedures of the Pharynx, Larynx, or Bronchial Tree

Ketamine hydrochloride injection does not suppress pharyngeal and laryngeal reflexes. Avoid ketamine hydrochloride injection administration as a sole anesthetic agent during procedures of the pharynx, larynx, or bronchial tree, including mechanical stimulation of the pharynx. Muscle relaxants may be required for successful completion of procedures of the pharynx, larynx, or bronchial tree.

5.5 Pediatric Neurotoxicity

Published animal studies demonstrate that the administration of anesthetic and sedation drugs that block NMDA receptors and/or potentiate GABA activity increase neuronal apoptosis in the developing brain and result in long-term cognitive deficits when used for longer than 3 hours. The clinical significance of these findings is not clear. However, based on the available data, the window of vulnerability to these changes is believed to correlate with exposures in the third trimester of gestation through the first several months of life, but may extend out to approximately three years of age in humans [see *Use in Specific Populations (8.1,8.4), Nonclinical Toxicology (13.2)*].

Some published studies in children suggest that similar deficits may occur after repeated or prolonged exposures to anesthetic agents early in life and may result in adverse cognitive or behavioral effects. These studies have substantial limitations, and it is not clear if the observed effects are due to the anesthetic/sedation drug administration or other factors such as the surgery or underlying illness.

Anesthetic and sedation drugs are a necessary part of the care of children needing surgery, other procedures, or tests that cannot be delayed, and no specific medications have been shown to be safer than any other. Decisions regarding the timing of any elective procedures requiring anesthesia should take into consideration the benefits of the procedure weighed against the potential risks.

5.6 Drug-Induced Liver Injury

Ketamine administration is associated with hepatobiliary dysfunction (most often a cholestatic pattern), with recurrent use (e.g., misuse/abuse or medically supervised unapproved indications). Biliary duct dilatation with or without evidence of biliary obstruction has also been reported with recurrent use. Obtain baseline LFTs, including alkaline phosphatase and gamma glutamyl transferase, in patients receiving ketamine as part of a treatment plan that utilizes recurrent dosing. Monitor those receiving recurrent ketamine at periodic intervals during treatment.

5.7 Increase in Cerebrospinal Fluid Pressure

An increase in intracranial pressure has been reported following administration of ketamine hydrochloride. Patients with elevated intracranial pressure should be in a monitored setting with frequent neurologic assessments.

5.8 Drug Interactions

Theophylline or Aminophylline: Concomitant administration of ketamine hydrochloride injection and theophylline or aminophylline may lower the seizure threshold [see *Drug Interactions (7.1)*]. Consider using an alternative to ketamine hydrochloride injection in patients receiving theophylline or aminophylline.

Sympathomimetics and Vasopressin: Sympathomimetics and vasopressin may enhance the sympathomimetic effects of ketamine [see *Drug Interactions (7.2)*]. Closely monitor

vital signs when ketamine hydrochloride injection and sympathomimetics or vasopressin are co-administered and consider dose adjustment individualized to the patient's clinical situation.

Benzodiazepines, Opioid Analgesics, or Other CNS Depressants

Concomitant use of ketamine with opioid analgesics, benzodiazepines, or other central nervous system (CNS) depressants, including alcohol, may result in profound sedation, respiratory depression, coma, and death [see *Drug Interactions* (7.3)]. Closely monitor neurological status and respiratory parameters, including respiratory rate and pulse oximetry, when ketamine hydrochloride injection and opioid analgesics, benzodiazepines, or other CNS depressants are co-administered. Consider dose adjustment individualized to the patient's clinical situation.

6 ADVERSE REACTIONS

The following clinically significant adverse reactions are described elsewhere in the labeling:

- Hemodynamic Instability [see *Warnings and Precautions* (5.1)]
- Emergence Reactions [see *Warnings and Precautions* (5.2)]
- Respiratory Depression [see *Warnings and Precautions* (5.3)]
- Pediatric Neurotoxicity [see *Warnings and Precautions* (5.5)]
- Drug-Induced Liver Injury [see *Warnings and Precautions* (5.6)]

The following adverse reactions associated with the use of ketamine hydrochloride injection were identified in clinical studies or postmarketing reports. Because some of these reactions were reported voluntarily from a population of uncertain size, it is not always possible to reliably estimate their frequency or establish a causal relationship to drug exposure.

Cardiovascular disorders: Elevated blood pressure, heart rate, and cardiac index; decreases in blood pressure and heart rate; arrhythmias; cardiac decompensation (in patients with suspected catecholamine depletion).

Eye disorders: Diplopia, nystagmus, elevation in intraocular pressure.

Gastrointestinal disorders: Anorexia, nausea, vomiting, hepatobiliary dysfunction. Biliary duct dilatation with or without evidence of biliary obstruction has been reported with recurrent use (e.g., misuse/abuse or medically supervised unapproved indications).

Administration site disorders: Local pain and exanthema at the injection site.

Immune system disorders: Anaphylaxis.

Neurologic disorders: Emergence reactions (post-operative delirium), [see *Warnings and Precautions* (5.2)].

During administration, enhanced muscle tone and spasms (resembling a partial motor or generalized motor seizure).

Psychiatric disorders: Adverse psychiatric events have occurred and/or persisted days to weeks after ketamine exposure.

Renal and urinary disorders: In individuals with history of chronic ketamine use or abuse, lower urinary tract and bladder symptoms including dysuria, increased urinary frequency, urgency, urge incontinence, and hematuria have been reported [see *Dosage and Administration* (2.1)]. In addition, diagnostic studies performed to assess the cause of these symptoms have reported cystitis (including cystitis non-infective, cystitis interstitial, cystitis ulcerative, cystitis erosive and cystitis hemorrhagic) as well as hydronephrosis and reduced bladder capacity.

Respiratory disorders: Respiratory depression and apnea following rapid intravenous administration of high doses of ketamine hydrochloride injection; laryngospasm, and airway obstruction.

Skin and subcutaneous tissue disorders: Transient erythema and/or morbilliform rash

7 DRUG INTERACTIONS

7.1 Theophylline or Aminophylline

Concomitant administration of ketamine hydrochloride injection and theophylline or aminophylline may lower the seizure threshold.

Consider using an alternative to ketamine hydrochloride injection in patients receiving theophylline or aminophylline.

7.2 Sympathomimetics and Vasopressin

Sympathomimetics and vasopressin may enhance the sympathomimetic effects of ketamine. Closely monitor vital signs when ketamine hydrochloride injection and sympathomimetics or vasopressin are co-administered and consider dose adjustment individualized to the patient's clinical situation.

7.3 Benzodiazepines, Opioid Analgesics, Or Other CNS Depressants

Concomitant use of ketamine with opioid analgesics, benzodiazepines, or other central nervous system (CNS) depressants, including alcohol, may result in profound sedation, respiratory depression, coma, and death [see *Warnings and Precautions* (5.8)].

Opioid analgesics administered concomitantly with ketamine hydrochloride injection may prolong time to complete recovery from anesthesia.

8 USE IN SPECIFIC POPULATIONS

8.1 Pregnancy

Risk Summary

There are no adequate and well-controlled studies of ketamine hydrochloride injection in pregnant women. In animal reproduction studies in rats developmental delays (hypoplasia of skeletal tissues) were noted at 0.3 times the human intramuscular dose of 10 mg/kg. In rabbits, developmental delays and increased fetal resorptions were noted at 0.6 times the human dose. Published studies in pregnant primates demonstrate that the administration of anesthetic and sedation drugs that block NMDA receptors and/or potentiate GABA activity during the period of peak brain development increases neuronal apoptosis in the developing brain of the offspring when used for longer than 3 hours. There are no data on pregnancy exposures in primates corresponding to periods prior to the third trimester in humans.

The estimated background risk of major birth defects and miscarriage for the indicated population is unknown. All pregnancies have a background risk of birth defect, loss, or other adverse outcomes. In the U.S. general population, the estimated background risk of major birth defects and miscarriage in clinically recognized pregnancies is 2-4% and 15-20%, respectively.

Clinical Considerations

Ketamine hydrochloride injection use in pregnancy, including obstetrics (either vaginal or abdominal delivery), is not recommended because safe use has not been established [see *Warnings and Precautions (5.5)*, *Use in Specific Populations (8.4)* and *Nonclinical Toxicology (13.2)*].

Data

Animal Data

Pregnant rats were treated intramuscularly with 20 mg/kg ketamine (0.3 times the human dose of 10 mg/kg IM based on body surface area) on either Gestation Days 6 to 10 or Gestation Days 11 to 15. Ketamine treatment produced an increased incidence of hypoplastic skull, phalanges, and sternebrae in the pups.

Pregnant rabbits were treated intramuscularly with 20 mg/kg ketamine (0.6 times the human dose of 10 mg/kg IM based on body surface area) on either Gestation Days 6 to 10 or Gestation Days 11 to 15. An increase in resorptions and skeletal hypoplasia of the fetuses were noted. Additional pregnant rabbits were treated intramuscularly with a single dose 60 mg/kg (1.9 times the human dose of 10 mg/kg IM based on body surface area) on Gestation Day 6 only. Skeletal hypoplasia was reported in the fetuses.

In a study where pregnant rats were treated intramuscularly with 20 mg/kg ketamine (0.3 times the human dose of 10 mg/kg IM based on body surface area) from Gestation Day 18 to 21. There was a slight increase in incidence of delayed parturition by one day in treated dams of this group. No adverse effects on the litters or pups were noted; however, learning and memory assessments were not completed.

Three (3) pregnant beagle dogs were treated intramuscularly with 25 mg/kg ketamine (1.3 times the human dose of 10 mg/kg IM based on body surface area) twice weekly for the three weeks of the first, second, and third trimesters of pregnancy, respectively, without the development of adverse effects in the pups.

In a published study in primates, administration of an anesthetic dose of ketamine for 24 hours on Gestation Day 122 increased neuronal apoptosis in the developing brain of the fetus. In other published studies, administration of either isoflurane or propofol for 5 hours on Gestation Day 120 resulted in increased neuronal and oligodendrocyte apoptosis in the developing brain of the offspring. With respect to brain development, this time period corresponds to the third trimester of gestation in the human. The clinical significance of these findings is not clear; however, studies in juvenile animals suggest neuroapoptosis correlates with long-term cognitive deficits [see *Warnings and Precautions (5.5)*, *Use in Specific Populations (8.4)*, and *Nonclinical Toxicology (13.2)*].

8.4 Pediatric Use

Safety and effectiveness in pediatric patients below the age of 16 have not been established.

Published juvenile animal studies demonstrate that the administration of anesthetic and sedation drugs, such as ketamine hydrochloride injection, that either block NMDA receptors or potentiate the activity of GABA during the period of rapid brain growth or synaptogenesis, results in widespread neuronal and oligodendrocyte cell loss in the developing brain and alterations in synaptic morphology and neurogenesis. Based on comparisons across species, the window of vulnerability to these changes is believed to correlate with exposures in the third trimester of gestation through the first several months of life, but may extend out to approximately 3 years of age in humans.

In primates, exposure to 3 hours of ketamine that produced a light surgical plane of anesthesia did not increase neuronal cell loss, however, treatment regimens of 5 hours or longer of isoflurane increased neuronal cell loss. Data from isoflurane-treated rodents and ketamine-treated primates suggest that the neuronal and oligodendrocyte cell losses are associated with prolonged cognitive deficits in learning and memory. The clinical significance of these nonclinical findings is not known, and healthcare providers should balance the benefits of appropriate anesthesia in neonates and young children who require procedures with the potential risks suggested by the nonclinical data [see *Warnings and Precautions (5.5)*, *Use in Specific Populations (8.1)*, and *Nonclinical Toxicology (13.2)*].

8.5 Geriatric Use

Clinical studies of ketamine hydrochloride did not include sufficient numbers of subjects aged 65 and over to determine whether they respond differently from younger subjects. Other reported clinical experience has not identified differences in responses between the elderly and younger patients. In general, dose selection for an elderly patient should be cautious, usually starting at the low end of the dosing range, reflecting the greater frequency of decreased hepatic, renal, or cardiac function, and of concomitant disease or other drug therapy.

9 DRUG ABUSE AND DEPENDENCE

9.1 Controlled Substance

Ketamine hydrochloride injection contains ketamine, a Schedule III controlled substance under the Controlled Substance Act.

9.2 Abuse

Individuals with a history of drug abuse or dependence may be at greater risk for abuse and misuse of ketamine hydrochloride injection. Abuse is the intentional, non-therapeutic use of a drug, even once, for its psychological or physiological effects. Misuse is the intentional use, for therapeutic purposes, of a drug by an individual in a way other than prescribed by a health care provider or for whom it was not prescribed.

In a context of drug abuse, ketamine hydrochloride injection may produce a variety of symptoms including anxiety, dysphoria, disorientation, insomnia, flashback, hallucinations, and feelings of floating, detachment and being “spaced out”.

Recurrent high-dose ketamine misuse or abuse may be associated with memory and/or attention impairment.

9.3 Dependence

Physical dependence has been reported with prolonged use of ketamine. Physical dependence is a state that develops as a result of physiological adaptation in response to repeated drug use, manifested by withdrawal signs and symptoms after abrupt discontinuation or significant dosage reduction of a drug. Withdrawal symptoms have been reported after the discontinuation of frequently used (more than weekly), large doses of ketamine for long periods of time. Reported symptoms of withdrawal associated with daily intake of large doses of ketamine include craving, fatigue, poor appetite, and anxiety.

Tolerance has been reported with prolonged use of ketamine. Tolerance is a physiological state characterized by a reduced response to a drug after repeated administration (i.e., a higher dose of a drug is required to produce the same effect that was once obtained at a lower dose).

10 OVERDOSAGE

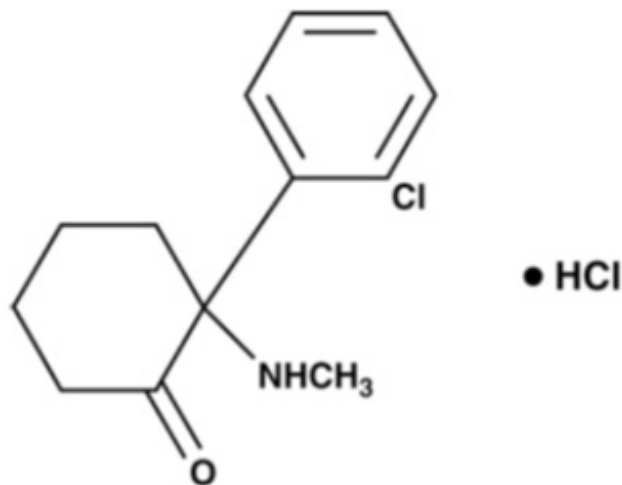
Changes in heart rate and blood pressure, respiratory depression, and apnea may occur with overdosage or by a rapid rate of administration of ketamine hydrochloride injection. Monitor patients for clinically relevant changes in heart rate and blood pressure. Assisted ventilation, including mechanical ventilation, may be required.

In cases of unintentional overdose of ketamine hydrochloride injection (up to ten times that usually required), patients had a prolonged but complete recovery.

11 DESCRIPTION

Ketamine hydrochloride injection, USP for intravenous or intramuscular use, contains ketamine, a nonbarbiturate general anesthetic. Ketamine hydrochloride, USP is a white or

almost white, crystalline powder and has a molecular formula of $C_{13}H_{16}ClNO \cdot HCl$ and a molecular weight of 274.19. The chemical name for ketamine hydrochloride is 2-(2-chlorophenyl)-2-(methylamino)cyclohexan-1-one hydrochloride. The chemical structure of ketamine hydrochloride is:



It is formulated as a slightly acidic (pH 3.5-5.5) sterile solution for intravenous or intramuscular injection. Each milliliter (mL) of the multiple-dose vials contain either 10 mg ketamine base (equivalent to 11.53 mg ketamine hydrochloride), 50 mg ketamine base (equivalent to 57.67 mg ketamine hydrochloride) or 100 mg ketamine base (equivalent to 115.33 mg ketamine hydrochloride) and not more than 0.10 mg/mL benzethonium chloride added as a preservative in water for injection. The 10 mg/mL solution has been made isotonic with 6.60 mg sodium chloride.

12 CLINICAL PHARMACOLOGY

12.1 Mechanism of Action

Ketamine hydrochloride injection, a racemic mixture of ketamine, is a non-selective, non-competitive antagonist of the N-methyl-D-aspartate (NMDA) receptor, an ionotropic glutamate receptor. The major circulating metabolite of ketamine (norketamine) demonstrated activity at the same receptor with less affinity. Norketamine is about 1/3 as active as ketamine in reducing halothane requirements (MAC) of the rat.

12.2 Pharmacodynamics

Nervous System

Ketamine is a rapidly-acting general anesthetic producing a dissociative anesthetic state characterized by profound analgesia, normal pharyngeal-laryngeal reflexes, normal or slightly enhanced skeletal muscle tone, cardiovascular and respiratory stimulation, and occasionally a transient and minimal respiratory depression. The mechanism of action is primarily due to antagonism of N-methyl-D-aspartate (NMDA receptors) in the central nervous system.

Ketamine can produce nystagmus with pupillary dilation, salivation, lacrimation, and spontaneous limb movements with increased muscle tone through indirect

sympathomimetic activity. Ketamine produces analgesia. Ketamine-induced emergence delirium can be reduced with benzodiazepines.

Cardiovascular System

Ketamine increases blood pressure, heart rate, and cardiac output. Cardiovascular effects of ketamine are indirect and believed to be mediated by inhibition of both central and peripheral catecholamine reuptake. Elevation of blood pressure reaches a maximum within a few minutes of injection and usually returns to preanesthetic values within 15 minutes. In the majority of cases, the systolic and diastolic blood pressure peaks from 10% to 50% above preanesthetic levels shortly after induction of anesthesia, but the elevation can be higher or longer in individual cases.

Respiratory System

Ketamine is a potent bronchodilator suitable for anesthetizing patients at high risk for bronchospasm.

12.3 Pharmacokinetics

Distribution

Following intravenous administration, the ketamine concentration has an initial slope (alpha phase) lasting about 45 minutes with a half-life of 10 to 15 minutes. This first phase corresponds clinically to the anesthetic effect of the drug.

Elimination

Metabolism

Ketamine is metabolized via N-dealkylation to the active metabolite norketamine primarily by CYP2B6 and CYP3A4 and to a lesser extent by other CYP enzymes. Norketamine undergoes hydroxylation of the cyclohexone ring to form hydroxynorketamine compounds via CYP-dependent pathways, which are conjugated with glucuronic acid and subsequently undergo dehydration of the hydroxylated metabolites to form the cyclohexene derivative dehydroxynorketamine.

Excretion

Following intravenous administration, the ketamine concentration decreases due to a combination of redistribution from the CNS to slower equilibrating peripheral tissues and hepatic biotransformation to norketamine. The redistribution half-life of ketamine from the CNS to slower equilibrating peripheral tissues (beta phase) is 2.5 hours.

13 NONCLINICAL TOXICOLOGY

13.1 Carcinogenesis, Mutagenesis, Impairment of Fertility

Carcinogenesis

Long-term animal studies have not been conducted to evaluate the carcinogenic potential of ketamine.

Mutagenesis

In a published report, ketamine was clastogenic in the in vitro chromosomal aberration assay.

Impairment of Fertility

Adequate studies to evaluate the impact of ketamine on male or female fertility have not been conducted. Male and female rats were treated with 10 mg/kg ketamine IV (0.8 times the average human induction dose of 2 mg/kg IV based on body surface area) on Days 11, 10, and 9 prior to mating. No impact on fertility was noted; however, this study design does not adequately characterize the impact of a drug on fertility endpoints.

13.2 Animal Toxicology and/or Pharmacology

Published studies in animals demonstrate that the use of anesthetic agents during the period of rapid brain growth or synaptogenesis results in widespread neuronal and oligodendrocyte cell loss in the developing brain and alterations in synaptic morphology and neurogenesis. Based on comparisons across species, the window of vulnerability to these changes is believed to correlate with exposures in the third trimester through the first several months of life, but may extend out to approximately 3 years of age in humans.

In primates, exposure to 3 hours of an anesthetic regimen that produced a light surgical plane of anesthesia did not increase neuronal cell loss, however, treatment regimens of 5 hours or longer increased neuronal cell loss. Data in rodents and in primates suggest that the neuronal and oligodendrocyte cell losses are associated with subtle but prolonged cognitive deficits in learning and memory. The clinical significance of these nonclinical findings is not known, and healthcare providers should balance the benefits of appropriate anesthesia in neonates and young children who require procedures against the potential risks suggested by the nonclinical data [see *Warnings and Precautions* (5.5), *Use in Specific Populations* (8.1, 8.4)].

In published studies, intraperitoneal administration of ketamine at doses greater than 40 mg/kg induced vacuolation in neuronal cells of the posterior cingulate and retrosplenial cortices in adult rats, similar to what has been reported in rodents administered other NMDA receptor antagonists. These vacuoles were demonstrated to be reversible and did not progress to degeneration or neuronal death up to doses of 80 mg/kg (1.2 times the human dose of 10 mg/kg based on body surface area). A no-effect level for neuronal vacuolation was 20 mg/kg intraperitoneal (0.3 times a human dose of 10 mg/kg on a body surface area basis). The window of vulnerability to these changes is believed to correlate with exposures in humans from the onset of puberty through adulthood. The relevance of this finding to humans is unknown.

14 CLINICAL STUDIES

Ketamine hydrochloride injection has been studied in over 12,000 operative and diagnostic procedures, involving over 10,000 patients in 105 separate studies. During the course of these studies, ketamine hydrochloride injection was administered as the sole general anesthetic, as an induction agent prior to administration of other general anesthetics, or to supplement other anesthetic agents.

Ketamine hydrochloride injection has been evaluated during the following procedures:

1. debridement, dressing changes, and skin grafting in burn patients, as well as other

- superficial surgical procedures.
2. neurodiagnostic procedures such as myelograms and lumbar punctures.
 3. diagnostic and operative procedures of the ear, nose, and mouth, including dental extractions.
 4. sigmoidoscopy and minor surgery of the anus and rectum, and circumcision.
 5. extraperitoneal procedures, such as dilatation and curettage.
 6. orthopedic procedures such as closed reductions, manipulations, femoral pinning, amputations, and biopsies.
 7. cardiac catheterization procedures.

16 HOW SUPPLIED/STORAGE AND HANDLING

How Supplied

Ketamine hydrochloride injection, USP is a clear colorless to very slight yellow color solution supplied as the hydrochloride salt in concentrations equivalent to ketamine base, as follows:

Unit of sale	Strength
NDC 68083-504-10 Unit of 10	200 mg in 20 mL multiple- dose vial (10 mg/mL) 10 mg ketamine base (equivalent to 11.53 mg ketamine hydrochloride)
NDC 68083-505-10 Unit of 10	500 mg in 10 mL multiple- dose vial (50 mg/mL) 50 mg ketamine base (equivalent to 57.67 mg ketamine hydrochloride)
NDC 68083-506-10 Unit of 10	500 mg in 5 mL multiple- dose vial (100 mg/mL) 100 mg ketamine base (equivalent to 115.33 mg ketamine hydrochloride)

Storage and Handling

Ketamine hydrochloride injection, USP should be stored at 20°C to 25°C (68°F to 77°F); excursions permitted between 15°C to 30°C (59°F to 86°F) [see *USP Controlled Room Temperature*]. Protect from light.

17 PATIENT COUNSELING INFORMATION

- Studies conducted in young animals and children suggest repeated or prolonged use of general anesthetic or sedation drugs in children younger than 3 years may have negative effects on their developing brains. Discuss with parents and caregivers the benefits, risks, and timing and duration of surgery or procedures requiring anesthetic and sedation drugs [see *Warnings and Precautions (5.5)*].
- Due to the residual anesthetic effects and the potential for drowsiness, advise patients not to drive an automobile, operate hazardous machinery, or engage in hazardous activities within 24 hours of receiving ketamine hydrochloride injection.

Manufactured by:
Gland Pharma Limited
Pashamylaram, Patancheru,
Hyderabad – 502 307, India

Issued date: November 2022

PACKAGE LABEL.PRINCIPAL DISPLAY PANEL




Vial Label (200 mg/20 mL):

NDC 68083-504-01 **Rx only**
Ketamine Hydrochloride

Injection, USP CIII
200 mg/20 mL
(10 mg/mL)

For Slow Intravenous
or Intramuscular Use

20 mL Multiple-Dose Vial

NDC 68083-504-01	Rx only	Each mL contains 11.53 mg Ketamine Hydrochloride equivalent to 10 mg of ketamine base and 6.60 mg of Sodium Chloride with a pH range of 3.5 to 5.5. Contains not more than 0.10 mg/mL benzethonium chloride added as a preservative. Color of solution may vary from colorless to very slightly yellowish and may darken upon prolonged exposure to light. This darkening does not affect potency. Do not use if precipitate appears.	 (01) 0 0680835 04010 7	Manufactured by:  Gland Pharma Limited Pashamylaram, Patancheru, Hyderabad-502 307, India M.L.No.: 01/SRD/TS/2022/F/G PSLAB-XXXXXX-XX
Ketamine Hydrochloride Injection, USP 200 mg/20 mL (10 mg/mL) For Slow Intravenous or Intramuscular Use 20 mL Multiple-Dose Vial		Usual Dosage: See full prescribing information. Store between 20°C to 25°C (68°F to 77°F); excursions permitted between 15°C to 30°C (59°F to 86°F). (See USP Controlled Room Temperature.) Protect from light.		Lot: <div style="border: 1px dashed red; padding: 5px; text-align: center;">Un Varnish Area 19 x 16 mm</div> Exp.:

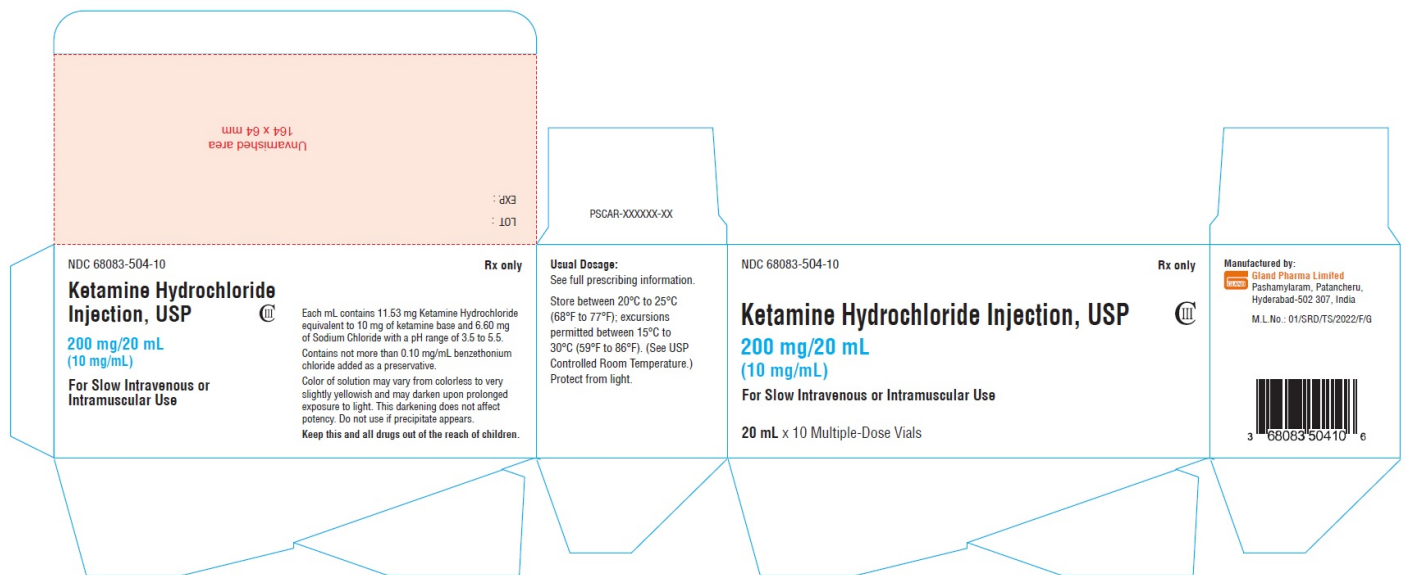
Carton Label (200 mg/20 mL):

NDC 68083-504-10 **Rx only**
Ketamine Hydrochloride

Injection, USP CIII
200 mg/20 mL
(10 mg/mL)

For Slow Intravenous
or Intramuscular Use

20 mL x 10 Multiple-Dose Vials



Vial Label (500 mg/10 mL):

NDC 68083-505-01

Rx only

Ketamine

Hydrochloride

Injection, USP

CIII

500 mg/10 mL

(50 mg/mL)

**For Slow Intravenous or
Intramuscular Use**

10 mL Multiple-Dose Vial

NDC 68083-505-01 Rx only

Ketamine Hydrochloride Injection, USP



**500 mg/10 mL
(50 mg/mL)**

**For Slow Intravenous or
Intramuscular Use**

10 mL Multiple-Dose Vial

Each mL contains 57.67 mg Ketamine Hydrochloride equivalent to 50 mg of ketamine base with a pH range of 3.5 to 5.5. Contains not more than 0.10 mg/mL benzethonium chloride added as a preservative. Color of solution may vary from colorless to very slightly yellowish and may darken upon prolonged exposure to light. This darkening does not affect potency. Do not use if precipitate appears.

Usual Dosage: See full prescribing information.

Store between 20°C to 25°C (68°F to 77°F); excursions permitted between 15°C to 30°C (59°F to 86°F). (See USP Controlled Room Temperature.) Protect from light.

Manufactured by:



Gland Pharma Limited

Pashamylaram, Patancheru,
Hyderabad-502 307, India
M.L.No.: 01/SRD/TS/2022/F/G
PSLAB-XXXXXX-XX



(01) 0 0680835 05010 6

Lot:

Exp.:

**Un Varnish Area
15 x 13 mm**

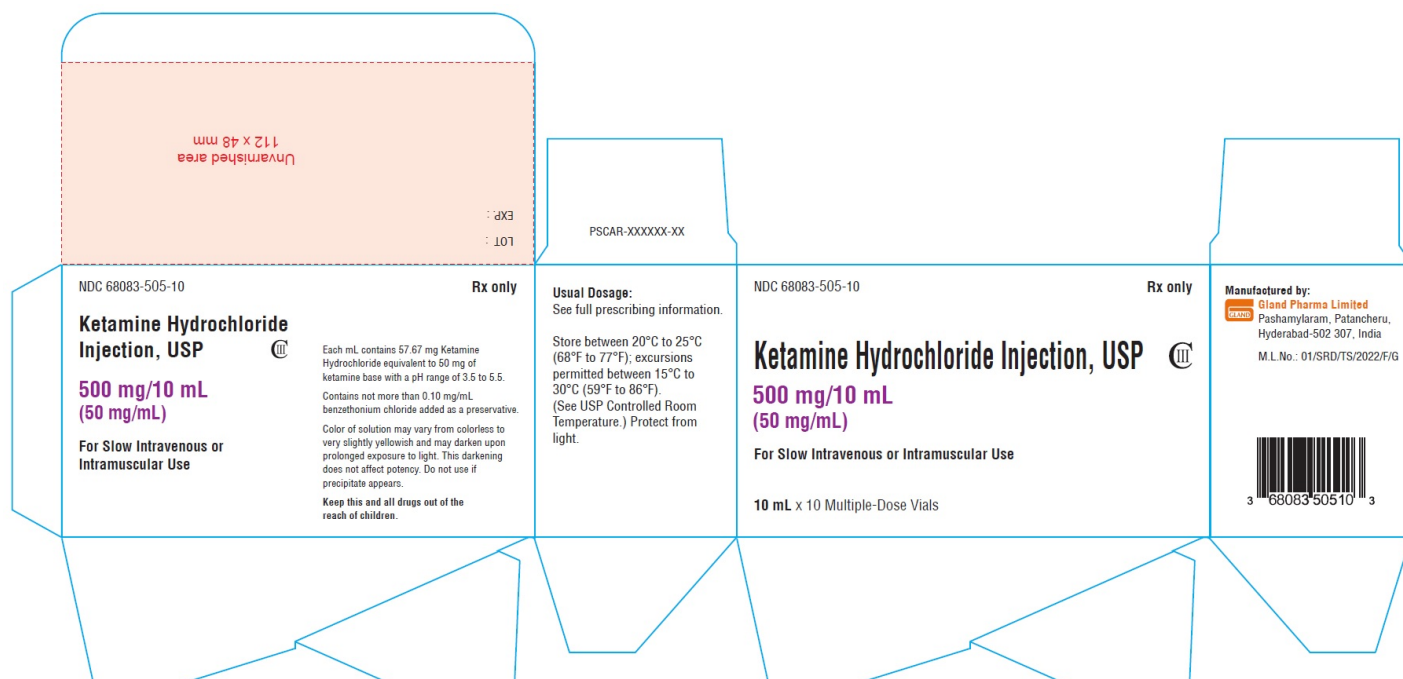
Carton Label (500 mg/10 mL):

NDC 68083-505-10 Rx only

**Ketamine Hydrochloride Injection, USP CIII
500 mg/10 mL
(50 mg/mL)**

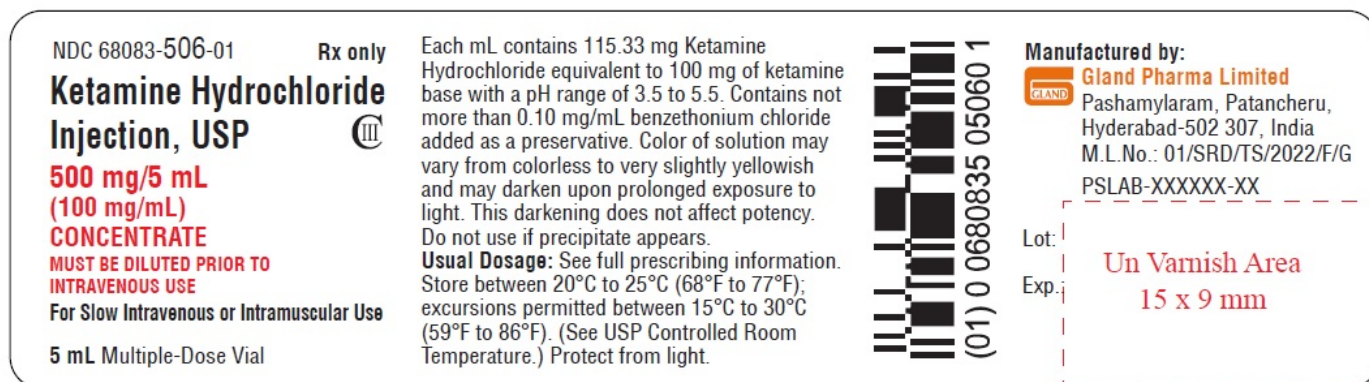
**For Slow Intravenous or
Intramuscular Use**

10 mL x 10 Multiple-Dose Vials



Vial Label (500 mg/5 mL):

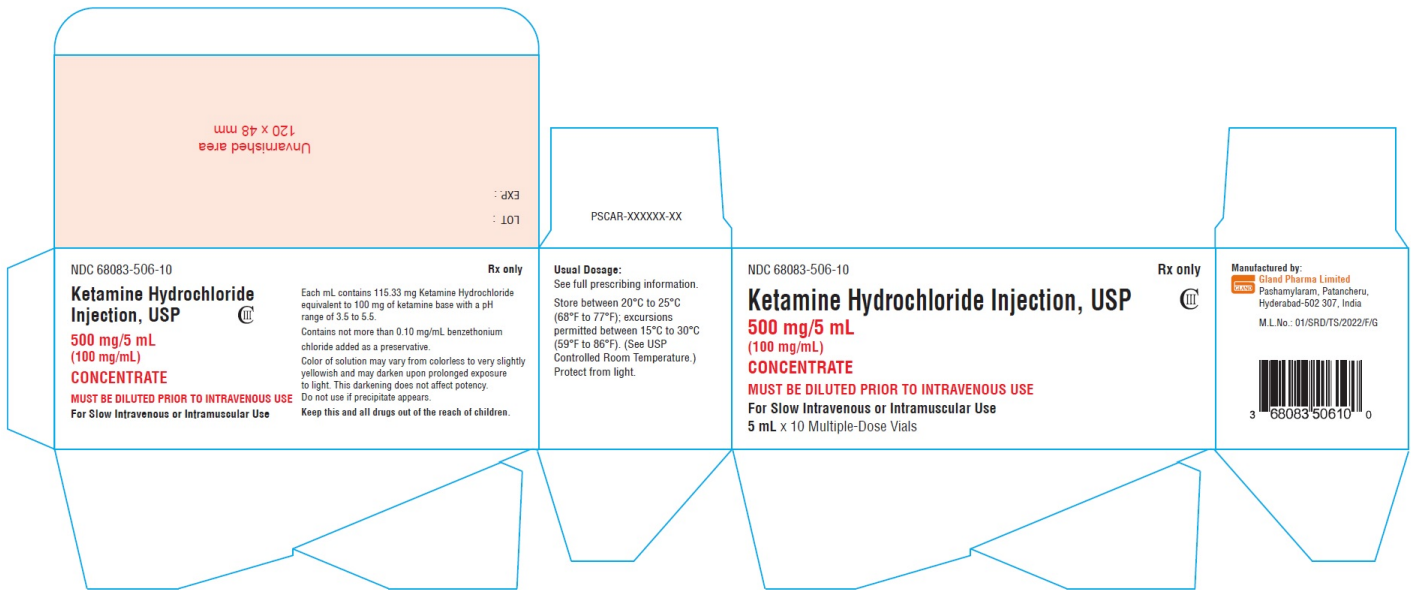
NDC 68083-506-01 Rx only
Ketamine Hydrochloride
Injection, USP CIII
500 mg/5 mL
(100 mg/mL)
CONCENTRATE
MUST BE DILUTED PRIOR TO
INTRAVENOUS USE
For Slow Intravenous or Intramuscular Use
5 mL Multiple-Dose Vial



Carton Label (500 mg/5 mL):

NDC 68083-506-10 Rx only
Ketamine Hydrochloride Injection, USP CIII
500 mg/5 mL

(100 mg/mL)
CONCENTRATE
MUST BE DILUTED PRIOR TO INTRAVENOUS USE
For Slow Intravenous or Intramuscular Use
5 mL x 10 Multiple-Dose Vials



KETAMINE HYDROCHLORIDE

ketamine hydrochloride injection, solution

Product Information			
Product Type	HUMAN PRESCRIPTION DRUG	Item Code (Source)	NDC:68083-504
Route of Administration	INTRAVENOUS, INTRAMUSCULAR	DEA Schedule	CIII
Active Ingredient/Active Moiety			
Ingredient Name		Basis of Strength	Strength
KETAMINE HYDROCHLORIDE (UNII: O18YUO0I83) (KETAMINE - UNII: 690G0D6V8H)		KETAMINE	10 mg in 1 mL
Inactive Ingredients			
Ingredient Name			Strength
BENZETHONIUM CHLORIDE (UNII: PH41D05744)			
SODIUM CHLORIDE (UNII: 451W47IQ8X)			

Packaging

#	Item Code	Package Description	Marketing Start Date	Marketing End Date
1	NDC:68083-504-10	10 in 1 CARTON	01/24/2023	
1		20 mL in 1 VIAL; Type 0: Not a Combination Product		

Marketing Information

Marketing Category	Application Number or Monograph Citation	Marketing Start Date	Marketing End Date
ANDA	ANDA216809	01/24/2023	

KETAMINE HYDROCHLORIDE

ketamine hydrochloride injection, solution

Product Information

Product Type	HUMAN PRESCRIPTION DRUG	Item Code (Source)	NDC:68083-505
Route of Administration	INTRAVENOUS, INTRAMUSCULAR	DEA Schedule	CIII

Active Ingredient/Active Moiety

Ingredient Name	Basis of Strength	Strength
KETAMINE HYDROCHLORIDE (UNII: O18YUO0I83) (KETAMINE - UNII:690G0D6V8H)	KETAMINE	50 mg in 1 mL

Inactive Ingredients

Ingredient Name	Strength
BENZETHONIUM CHLORIDE (UNII: PH41D05744)	

Packaging

#	Item Code	Package Description	Marketing Start Date	Marketing End Date
1	NDC:68083-505-10	10 in 1 CARTON	01/24/2023	
1		10 mL in 1 VIAL; Type 0: Not a Combination Product		

Marketing Information

Marketing Category	Application Number or Monograph Citation	Marketing Start Date	Marketing End Date
ANDA	ANDA216809	01/24/2023	

KETAMINE HYDROCHLORIDE

ketamine hydrochloride injection, solution

Product Information			
Product Type	HUMAN PRESCRIPTION DRUG	Item Code (Source)	NDC:68083-506
Route of Administration	INTRAVENOUS, INTRAMUSCULAR	DEA Schedule	CIII

Active Ingredient/Active Moiety		
Ingredient Name	Basis of Strength	Strength
KETAMINE HYDROCHLORIDE (UNII: O18YUO0I83) (KETAMINE - UNII: 690G0D6V8H)	KETAMINE	100 mg in 1 mL

Inactive Ingredients	
Ingredient Name	Strength
BENZETHONIUM CHLORIDE (UNII: PH41D05744)	

Packaging				
#	Item Code	Package Description	Marketing Start Date	Marketing End Date
1	NDC:68083-506-10	10 in 1 CARTON	01/24/2023	
1		5 mL in 1 VIAL; Type 0: Not a Combination Product		

Marketing Information			
Marketing Category	Application Number or Monograph Citation	Marketing Start Date	Marketing End Date
ANDA	ANDA216809	01/24/2023	

Labeler - Gland Pharma Limited (918601238)

Establishment			
Name	Address	ID/FEI	Business Operations
Gland Pharma Limited		858971074	ANALYSIS(68083-504, 68083-505, 68083-506) , MANUFACTURE(68083-504, 68083-505, 68083-506) , PACK(68083-504, 68083-505, 68083-506)

