

CODRIX- acetaminophen and codeine phosphate tablet
Anrx Laboratories, Inc.

CODRIX™
(Acetaminophen
and Codeine Phosphate
Tablets, USP)

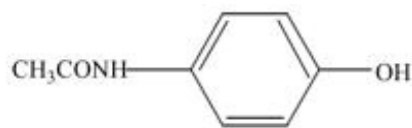
CIII

Rx Only

DESCRIPTION

Acetaminophen and codeine is supplied in tablet form for oral administration.

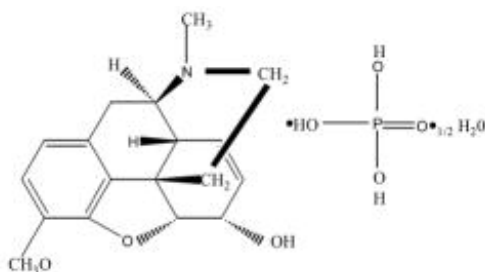
Acetaminophen, 4'-hydroxyacetanalide, a slightly bitter, white, odorless, crystalline powder, is a non-opiate, non-salicylate analgesic and antipyretic. It has the following structural formula:



$C_8H_9NO_2$

MW = 151.16

Codeine phosphate, 7,8-didehydro-4,5 α -epoxy-3-methoxy-17-methylmorphinan-6 α -ol phosphate (1:1) (salt) hemihydrate, a white crystalline powder, is a narcotic analgesic and antitussive. It has the following structural formula:



$C_{18}H_{21}NO_7 \cdot H_3PO_4 \cdot 1/2 H_2O$

MW = 406.37

Each tablet contains:

Acetaminophen 500 mg

Codeine phosphate 30 mg

In addition each tablet contains the following inactive ingredients: Colloidal silicon dioxide, crospovidone, croscarmellose sodium, FD&C red #40 Aluminium Lake, magnesium stearate, microcrystalline cellulose, povidone, pregelatinized starch and stearic acid.

CLINICAL PHARMACOLOGY

This product combines the analgesic effects of a centrally acting analgesic, codeine, with the peripherally acting analgesics, acetaminophen.

Pharmacokinetics

The behavior of the individual components is described below.

Codeine: Codeine is readily absorbed from the gastrointestinal tract. It is rapidly distributed from the intravascular spaces to the various body tissues, with preferential uptake by parenchymatous organs such as the liver, spleen and kidney. Codeine crosses the blood-brain barrier, and is found in fetal tissue and breast milk. The plasma concentration does not correlate with brain concentration or relief of pain; however, codeine is not bound to plasma proteins and does not accumulate in body tissues.

The plasma half-life is about 2.9 hours. The elimination of codeine is primarily via the kidneys, and about 90% of an oral dose is excreted by the kidneys within 24 hours of dosing. The urinary secretion products consist of free and glucuronide conjugated codeine (about 70%), free and conjugated norcodeine (about 10%), free and conjugated morphine (about 10%), normorphine (4%), and hydrocodone (1%). The remainder of the dose is excreted in the feces.

At therapeutic doses, the analgesic effect reaches a peak within 2 hours and persists between 4 and 6 hours.

See **OVERDOSAGE** for toxicity information.

Acetaminophen: Acetaminophen is rapidly absorbed from the gastrointestinal tract and is distributed throughout most body tissues. The plasma half-life is 1.25 to 3 hours, but may be increased by liver damage and following overdose. Elimination of acetaminophen is principally by liver metabolism (conjugation) and subsequent renal excretion of metabolites. Approximately 85% of an oral dose appears in the urine within 24 hours of administration, most as the glucuronide conjugate, with small amounts of other conjugates and unchanged drug.

See **OVERDOSAGE** for toxicity information.

INDICATIONS AND USAGE

CODRIX™ is indicated for the relief of mild to moderately severe pain.

CONTRAINDICATIONS

This product should not be administered to patients who have previously exhibited hypersensitivity to codeine or acetaminophen.

WARNINGS

In the presence of head injury or other intracranial lesions, the respiratory depressant effects of codeine and other narcotics may be markedly enhanced, as well as their capacity for elevating cerebrospinal fluid pressure. Narcotics also produce other CNS depressant effects, such as drowsiness, that may further obscure the clinical course of the patients with head injuries.

Codeine or other narcotics may obscure signs on which to judge the diagnosis or clinical course of patients with acute abdominal conditions.

Codeine is habit-forming and potentially abusable. Consequently, the extended use of this product is not recommended.

PRECAUTIONS

General

CODRIX™ should be prescribed with caution in certain special-risk patients, such as the elderly or debilitated, and those with severe impairment of renal or hepatic function, head injuries, elevated intracranial pressure, acute abdominal conditions, hypothyroidism, urethral stricture, Addison's disease, or prostatic hypertrophy.

Ultra-rapid Metabolizers of Codeine

Some individuals may be ultra-rapid metabolizers due to a specific CYP2D6*2x2 genotype. These individuals convert codeine into its active metabolite, morphine, more rapidly and completely than other people. This rapid conversion results in higher than expected serum morphine levels. Even at labeled dosage regimens, individuals who are ultra-rapid metabolizers may experience overdose symptoms such as extreme sleepiness, confusion or shallow breathing.

The prevalence of this CYP2D6 phenotype varies widely and has been estimated at 0.5 to 1% in Chinese and Japanese, 0.5 to 1% in Hispanics, 1-10% in Caucasians, 3% in African Americans, and 16-28% in North Africans, Ethiopians and Arabs. Data is not available for other ethnic groups.

When physicians prescribe codeine-containing drugs, they should choose the lowest effective dose for the shortest period of time and should inform their patients about these risks and the signs of morphine overdose. **(See PRECAUTIONS-Nursing Mothers)**

Information for Patients

Codeine may impair mental and/or physical abilities required for the performance of potentially hazardous tasks such as driving a car or operating machinery. Such tasks should be avoided while taking this product.

Alcohol and other CNS depressants may produce an additive CNS depression, when taken with this combination product, and should be avoided.

Codeine may be habit-forming. Patients should take the drug only for as long as it is prescribed, in the amounts prescribed, and no more frequently than prescribed.

Caution patients that some people have a variation in a liver enzyme and change codeine into morphine more rapidly and completely than other people. These people are ultra-rapid metabolizers and are more likely to have higher-than-normal levels of morphine in their blood after taking codeine which can result in overdose symptoms such as extreme sleepiness, confusion, or shallow breathing. In most cases, it is unknown if someone is an ultra-rapid codeine metabolizer.

Nursing mothers taking codeine can also have higher morphine levels in their breast milk if they are ultra-rapid metabolizers. These higher levels of morphine in breast milk may lead to life threatening or fatal side effects in nursing babies. Instruct nursing mothers to watch for signs of morphine toxicity in their infants including increased sleepiness (more than usual), difficulty breastfeeding, breathing difficulties, or limpness. Instruct nursing mothers to talk to the baby's doctor immediately if they notice these signs and, if they cannot reach the doctor right away, to take the baby to an emergency room or call 911 (or local emergency services).

Laboratory Tests

In patients with severe hepatic or renal disease, effects of therapy should be monitored with serial liver and/or renal function tests.

Drug Interactions

This drug may enhance the effects of: other narcotic analgesics, alcohol, general anesthetic, tranquilizers such as chloridazepoxide, sedative-hypnotics, or other CNS depressants, causing increased CNS depression.

Drug/Laboratory Test Interactions

Codeine may increase serum amylase levels.

Acetaminophen may produce false-positive test results for urinary 5-hydroxyindoleacetic acid.

Carcinogenesis, Mutagenesis, Impairment of Fertility

No adequate studies have been conducted in animals to determine whether acetaminophen and codeine have a potential for carcinogenesis or mutagenesis. No adequate studies have been conducted in animals to determine whether acetaminophen has a potential for impairment of fertility.

Acetaminophen and codeine have been found to have no mutagenic potential using the Ames Salmonella-Microsomal Activation test, the Basc test on *Drosophila* germ cells, and the Micronucleus test on mouse bone marrow.

Pregnancy

Teratogenic Effects: Pregnancy Category C

Codeine: A study in rats and rabbits reported no teratogenic effect of codeine administered during the period of organogenesis in doses ranging from 5 to 120 mg/kg. In the rat, doses at the 120 mg/kg level, in the toxic range for the adult animal, were associated with an increase in embryo resorption at the time of implantation. In another study a single 100 mg/kg dose of codeine administered to pregnant mice reportedly resulted in delayed ossification in the offspring.

There are no adequate and well-controlled studies in pregnant women. CODRIX™ should be used during pregnancy only if the potential benefit justifies the potential risk to the fetus.

Nonteratogenic Effects

Dependence has been reported in newborns whose mothers took opiates regularly during pregnancy. Withdrawal signs include irritability, excessive crying, tremors, hyperreflexia, fever, vomiting, and diarrhea. These signs usually appear during the first few days of life.

Labor and Delivery

Narcotic analgesics cross the placental barrier. The closer to delivery and the larger the dose used, the greater the possibility of respiratory depression in the newborn. Narcotic analgesics should be avoided during labor if delivery of a premature infant is anticipated. If the mother has received narcotic analgesics during labor, newborn infants should be observed closely for signs of respiratory depression. Resuscitation may be required (see **OVERDOSAGE**). The effect of codeine, if any, on the later growth, development, and functional maturation of the child is unknown.

Nursing Mothers

Codeine is secreted into human milk. In women with normal codeine metabolism (normal CYP2D6 activity), the amount of codeine secreted into human milk is low and dose-dependent. Despite the common use of codeine products to manage postpartum pain, reports of adverse events in infants are rare. However, some women are ultra-rapid metabolizers of codeine. These women achieve higher-than-expected serum levels of codeine's active metabolite, morphine, leading to higher-than-expected levels of morphine in breast milk and potentially dangerously high serum morphine levels in their breastfed infants. Therefore, maternal use of codeine can potentially lead to serious adverse reactions, including death, in nursing infants.

The prevalence of this CYP2D6 phenotype varies widely and has been estimated at 0.5 to 1% in Chinese and Japanese, 0.5 to 1% in Hispanics, 1-10% in Caucasians, 3% in African Americans, and 16-28% in North Africans, Ethiopians and Arabs. Data is not available for other ethnic groups.

The risk of infant exposure to codeine and morphine through breast milk should be weighed against the benefits of breastfeeding for both the mother and baby. Caution should be exercised when codeine is

administered to a nursing woman. If a codeine containing product is selected, the lowest dose should be prescribed for the shortest period of time to achieve the desired clinical effect. Mothers using codeine should be informed about when to seek immediate medical care and how to identify the signs and symptoms of neonatal toxicity, such as drowsiness or sedation, difficulty breastfeeding, breathing difficulties, and decreased tone, in their baby. Nursing mothers who are ultra-rapid metabolizers may also experience overdose symptoms such as extreme sleepiness, confusion or shallow breathing. Prescribers should closely monitor mother-infant pairs and notify treating pediatricians about the use of codeine during breastfeeding. (See **PRECAUTIONS - General- Ultra-rapid Metabolizers of Codeine**)

ADVERSE REACTIONS

The most frequently reported adverse reactions are drowsiness, lightheadedness, dizziness, sedation, shortness of breath, nausea and vomiting. These effects seem to be more prominent in ambulatory than in non-ambulatory patients, and some of these adverse reactions may be alleviated if the patient lies down.

Other adverse drug reactions include allergic reactions, euphoria, dysphoria, constipation, abdominal pain, pruritus, rash, thrombocytopenia, agranulocytosis.

At higher doses codeine has most of the disadvantages of morphine including respiratory depression.

DRUG ABUSE AND DEPENDENCE

Controlled Substance

CODRIX™ is classified as a Schedule III controlled substance.

Abuse and Dependence

Codeine can produce drug dependence of the morphine type and, therefore, has the potential for being abused. Psychological dependence, physical dependence, and tolerance may develop upon repeated administration and it should be prescribed and administered with the same degree of caution appropriate to the use of other oral narcotic medications.

OVERDOSAGE

Following an acute overdosage, toxicity may result from codeine or acetaminophen.

Signs and Symptoms

Codeine: Toxicity from codeine poisoning includes the opioid triad of: pinpoint pupils, depression of respiration, and loss of consciousness. Convulsions may occur.

Acetaminophen: In acetaminophen overdosage: dose-dependent, potentially fatal hepatic necrosis is the most serious adverse effect. Renal tubular necrosis, hypoglycemic coma and thrombocytopenia may also occur.

Early symptoms following a potentially hepatotoxic overdose may include: nausea, vomiting, diaphoresis and general malaise. Clinical and laboratory evidence of hepatic toxicity may not be apparent until 48 to 72 hours post-ingestion.

In adults hepatic toxicity has rarely been reported with acute overdoses of less than 10 grams, or fatalities with less than 15 grams.

Treatment

A single or multiple overdose with acetaminophen and codeine is a potentially lethal polydrug overdose, and consultation with a regional poison control center is recommended.

Immediate treatment includes support of cardiorespiratory function and measures to reduce drug absorption. Vomiting should be induced mechanically, or with syrup of ipecac, if the patient is alert (adequate pharyngeal and laryngeal reflexes). Oral activated charcoal (1 g/kg) should follow gastric emptying. The first dose should be accompanied by an appropriate cathartic. If repeated doses are used, the cathartic might be included with alternate doses as required. Hypotension is usually hypovolemic and should respond to fluids. Vasopressors and other supportive measures should be employed as indicated. A cuffed endo-tracheal tube should be inserted before gastric lavage of the unconscious patient and, when necessary, to provide assisted respiration.

Meticulous attention should be given to maintaining adequate pulmonary ventilation. In severe cases of intoxication, peritoneal dialysis, or preferably hemodialysis may be considered. If hypoprothrombinemia occurs due to acetaminophen overdose, vitamin K should be administered intravenously.

Naloxone, a narcotic antagonist, can reverse respiratory depression and coma associated with opioid overdose. Naloxone hydrochloride 0.4 mg to 2 mg is given parenterally. Since the duration of action of codeine may exceed that of the naloxone, the patient should be kept under continuous surveillance and repeated doses of the antagonist should be administered as needed to maintain adequate respiration. A narcotic antagonist should not be administered in the absence of clinically significant respiratory or cardiovascular depression.

If the dose of acetaminophen may have exceeded 140 mg/kg, acetylcysteine should be administered as early as possible. Serum acetaminophen levels should be obtained, since levels four or more hours following ingestion help predict acetaminophen toxicity. Do not await acetaminophen assay results before initiating treatment. Hepatic enzymes should be obtained initially, and repeated at 24-hour intervals.

Methemoglobinemia over 30% should be treated with methylene blue by slow intravenous administration.

Toxic Doses (for adults)

Acetaminophen: toxic dose 10 g

Codeine: toxic dose 240 mg

DOSAGE AND ADMINISTRATION

Dosage should be adjusted according to severity of pain and response of the patient.

The usual adult dosage is:

	<u>Single Doses (range)</u>	<u>Maximum 24 Hour Dose</u>
Codeine Phosphate	15 mg to 60 mg	360 mg
Acetaminophen	300 mg to 1000 mg	4000 mg

The usual dose of codeine phosphate in **children** is 0.5 mg/kg.


Doses may be repeated up to every 4 hours.

The prescriber must determine the number of tablets per dose, and the maximum number of tablets per 24 hours based upon the above dosage guidance. This information should be conveyed in the prescription.

It should be kept in mind, however, that tolerance to codeine can develop with continued use and that the incidence of untoward effects is dose related. Adult doses of codeine higher than 60 mg fail to give commensurate relief of pain but merely prolong analgesia and are associated with an appreciably increased incidence of undesirable side effects. Equivalently high doses in children would have similar

effects.

HOW SUPPLIED

CODRIX™ (acetaminophen and codeine phosphate tablets, USP), 500 mg/30 mg are oval, light pink tablets with the “” imprinted on one side and "712" imprinted on the other side.

Bottles of 100 Tablets NDC 62022-712-01
Bottles of 500 Tablets NDC 62022-712-05
Bottles of 1000 Tablets NDC 62022-712-50

Store at controlled room temperature, 15 to 30°C (59 to 86°F) [see USP].

Dispense in tight, light-resistant container as defined in the USP.

Manufactured by:

Andrx Pharmaceuticals, Inc.

Fort Lauderdale, FL 33314

Manufactured for:

Andrx Laboratories, Inc.

Weston, FL 33331

Rev. date: 08/07

7214

CODRIX			
acetaminophen and codeine phosphate tablet			
Product Information			
Product Type	HUMAN PRESCRIPTION DRUG	Item Code (Source)	NDC:62022-712
Route of Administration	ORAL	DEA Schedule	CIII
Active Ingredient/Active Moiety			
Ingredient Name		Basis of Strength	Strength
acetaminophen (UNII: 362O9ITL9D) (acetaminophen - UNII:362O9ITL9D)			500 mg
codeine phosphate (UNII: GSL05Y1MN6) (codeine - UNII:Q830PW7520)			30 mg
Inactive Ingredients			
Ingredient Name		Strength	
Colloidal silicon dioxide ()			
crospovidone ()			
croscarmellose sodium ()			
FD&C red #40 ()			
magnesium stearate (UNII: 70097M6I30)			
microcrystalline cellulose ()			
povidone (UNII: FZ989GH94E)			
pregelatinized starch ()			
stearic acid (UNII: 4ELV7Z65AP)			

Product Characteristics			
Color	pink (Pink)	Score	no score
Shape	OVAL (Oval)	Size	18mm
Flavor		Imprint Code	712
Contains			
Coating	false	Symbol	true

Packaging				
#	Item Code	Package Description	Marketing Start Date	Marketing End Date
1	NDC:62022-712-01	100 in 1 BOTTLE		
2	NDC:62022-712-05	500 in 1 BOTTLE		
3	NDC:62022-712-50	1000 in 1 BOTTLE		

Labeler - Andrx Laboratories, Inc.

Revised: 4/2008

Andrx Laboratories, Inc.