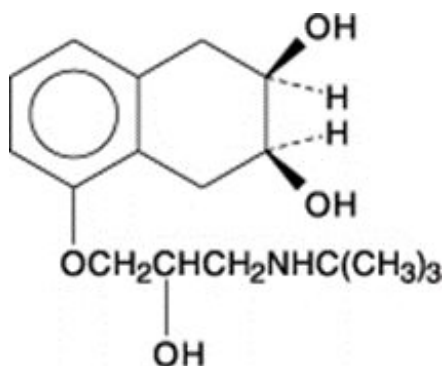


**NADOLOL- nadolol tablet**  
**Sandoz Inc**

-----  
**Nadolol Tablets, USP**  
**Rx Only**

**DESCRIPTION**

Nadolol, USP is a synthetic nonselective beta-adrenergic receptor blocking agent designated chemically as 1-(*tert*-butylamino)-3-[(5, 6, 7, 8-tetrahydro-*cis*-6, 7-dihydroxy-1-naphthyl)oxy]-2-propanol. Structural formula:



**C<sub>17</sub>H<sub>27</sub>NO<sub>4</sub> M.W. 309.40**

Nadolol, USP is a white crystalline powder. It is freely soluble in ethanol, soluble in hydrochloric acid, slightly soluble in water and in chloroform, and very slightly soluble in sodium hydroxide.

Nadolol tablets, USP are available for oral administration as 20 mg, 40 mg and 80 mg tablets. Inactive ingredients: lactose monohydrate, microcrystalline cellulose, pregelatinized starch, croscarmellose sodium, hydroxypropyl cellulose, silicon dioxide, magnesium stearate, and purified water.

**CLINICAL PHARMACOLOGY**

Nadolol is a nonselective beta-adrenergic receptor blocking agent. Clinical pharmacology studies have demonstrated beta-blocking activity by showing (1) reduction in heart rate and cardiac output at rest and on exercise, (2) reduction of systolic and diastolic blood pressure at rest and on exercise, (3) inhibition of isoproterenol-induced tachycardia, and (4) reduction of reflex orthostatic tachycardia.

Nadolol specifically competes with beta-adrenergic receptor agonists for available beta receptor sites; it inhibits both the beta<sub>1</sub> receptors located chiefly in cardiac muscle and the beta<sub>2</sub> receptors located chiefly in the bronchial and vascular musculature, inhibiting the chronotropic, inotropic, and vasodilator responses to beta-adrenergic stimulation proportionately. Nadolol has no intrinsic sympathomimetic activity and, unlike some other beta-adrenergic blocking agents, nadolol has little direct myocardial depressant

activity and does not have an anesthetic-like membrane-stabilizing action. Animal and human studies show that nadolol slows the sinus rate and depresses AV conduction. In dogs, only minimal amounts of nadolol were detected in the brain relative to amounts in blood and other organs and tissues. Nadolol has low lipophilicity as determined by octanol/water partition coefficient, a characteristic of certain beta-blocking agents that has been correlated with the limited extent to which these agents cross the blood-brain barrier, their low concentration in the brain, and low incidence of CNS-related side effects.

In controlled clinical studies, nadolol at doses of 40 to 320 mg/day has been shown to decrease both standing and supine blood pressure, the effect persisting for approximately 24 hours after dosing.

The mechanism of the antihypertensive effects of beta-adrenergic receptor blocking agents has not been established; however, factors that may be involved include (1) competitive antagonism of catecholamines at peripheral (non-CNS) adrenergic neuron sites (especially cardiac) leading to decreased cardiac output, (2) a central effect leading to reduced tonic-sympathetic nerve outflow to the periphery, and (3) suppression of renin secretion by blockade of the beta-adrenergic receptors responsible for renin release from the kidneys.

While cardiac output and arterial pressure are reduced by nadolol therapy, renal hemodynamics are stable, with preservation of renal blood flow and glomerular filtration rate.

By blocking catecholamine-induced increases in heart rate, velocity and extent of myocardial contraction, and blood pressure, nadolol generally reduces the oxygen requirements of the heart at any given level of effort, making it useful for many patients in the long-term management of angina pectoris. On the other hand, nadolol can increase oxygen requirements by increasing left ventricular fiber length and end diastolic pressure, particularly in patients with heart failure.

Although beta-adrenergic receptor blockade is useful in treatment of angina and hypertension, there are also situations in which sympathetic stimulation is vital. For example, in patients with severely damaged hearts, adequate ventricular function may depend on sympathetic drive. Beta-adrenergic blockade may worsen AV block by preventing the necessary facilitating effects of sympathetic activity on conduction. Beta<sub>2</sub>-adrenergic blockade results in passive bronchial constriction by interfering with endogenous adrenergic bronchodilator activity in patients subject to bronchospasm and may also interfere with exogenous bronchodilators in such patients.

Absorption of nadolol after oral dosing is variable, averaging about 30 percent. Peak serum concentrations of nadolol usually occur in three to four hours after oral administration and the presence of food in the gastrointestinal tract does not affect the rate or extent of nadolol absorption. Approximately 30 percent of the nadolol present in serum is reversibly bound to plasma protein.

Unlike many other beta-adrenergic blocking agents, nadolol is not metabolized by the liver and is excreted unchanged, principally by the kidneys.

The half-life of therapeutic doses of nadolol is about 20 to 24 hours, permitting once-daily dosage. Because nadolol is excreted predominantly in the urine, its half-life increases in renal failure (see **PRECAUTIONS** and **DOSAGE AND ADMINISTRATION**). Steady-state serum concentrations of nadolol are attained in six to nine days with once-

daily dosage in persons with normal renal function. Because of variable absorption and different individual responsiveness, the proper dosage must be determined by titration.

Exacerbation of angina and, in some cases, myocardial infarction and ventricular dysrhythmias have been reported after abrupt discontinuation of therapy with beta-adrenergic blocking agents in patients with coronary artery disease. Abrupt withdrawal of these agents in patients without coronary artery disease has resulted in transient symptoms, including tremulousness, sweating, palpitation, headache, and malaise. Several mechanisms have been proposed to explain these phenomena, among them increased sensitivity to catecholamines because of increased numbers of beta receptors.

## **INDICATIONS AND USAGE**

### **Angina Pectoris**

Nadolol is indicated for the long-term management of patients with angina pectoris.

### **Hypertension**

Nadolol is indicated for the treatment of hypertension, to lower blood pressure.

Lowering blood pressure reduces the risk of fatal and nonfatal cardiovascular events, primarily strokes and myocardial infarctions. These benefits have been seen in controlled trials of antihypertensive drugs from a wide variety of pharmacologic classes including the class to which this drug principally belongs. There are no controlled trials demonstrating risk reduction with nadolol.

Control of high blood pressure should be part of comprehensive cardiovascular risk management, including, as appropriate, lipid control, diabetes management, antithrombotic therapy, smoking cessation, exercise, and limited sodium intake. Many patients will require more than one drug to achieve blood pressure goals. For specific advice on goals and management, see published guidelines, such as those of the National High Blood Pressure Education Program's Joint National Committee on Prevention, Detection, Evaluation, and Treatment of High Blood Pressure (JNC).

Numerous antihypertensive drugs, from a variety of pharmacologic classes and with different mechanisms of action, have been shown in randomized controlled trials to reduce cardiovascular morbidity and mortality, and it can be concluded that it is blood pressure reduction, and not some other pharmacologic property of the drugs, that is largely responsible for those benefits. The largest and most consistent cardiovascular outcome benefit has been a reduction in the risk of stroke, but reductions in myocardial infarction and cardiovascular mortality also have been seen regularly.

Elevated systolic or diastolic pressure causes increased cardiovascular risk, and the absolute risk increase per mmHg is greater at higher blood pressures, so that even modest reductions of severe hypertension can provide substantial benefit. Relative risk reduction from blood pressure reduction is similar across populations with varying absolute risk, so the absolute benefit is greater in patients who are at higher risk independent of their hypertension (for example, patients with diabetes or hyperlipidemia), and such patients would be expected to benefit from more aggressive treatment to a lower blood pressure goal.

Some antihypertensive drugs have smaller blood pressure effects (as monotherapy) in black patients, and many antihypertensive drugs have additional approved indications and effects (e.g., on angina, heart failure, or diabetic kidney disease). These considerations may guide selection of therapy.

Nadolol may be used alone or in combination with other antihypertensive agents, especially thiazide-type diuretics.

## **CONTRAINDICATIONS**

Nadolol is contraindicated in bronchial asthma, sinus bradycardia and greater than first degree conduction block, cardiogenic shock, and overt cardiac failure (see **WARNINGS**).

## **WARNINGS**

### **Cardiac Failure**

Sympathetic stimulation may be a vital component supporting circulatory function in patients with congestive heart failure, and its inhibition by beta-blockade may precipitate more severe failure. Although beta-blockers should be avoided in overt congestive heart failure, if necessary, they can be used with caution in patients with a history of failure who are well-compensated, usually with digitalis and diuretics. Beta-adrenergic blocking agents do not abolish the inotropic action of digitalis on heart muscle.

IN PATIENTS WITHOUT A HISTORY OF HEART FAILURE, continued use of beta-blockers can, in some cases, lead to cardiac failure. Therefore, at the first sign or symptom of heart failure, the patient should be digitalized and/or treated with diuretics, and the response observed closely, or nadolol should be discontinued (gradually, if possible).

### **Exacerbation of Ischemic Heart Disease Following Abrupt Withdrawal**

Hypersensitivity to catecholamines has been observed in patients withdrawn from beta-blocker therapy; exacerbation of angina and, in some cases, myocardial infarction have occurred after *abrupt* discontinuation of such therapy. When discontinuing chronically administered nadolol, particularly in patients with ischemic heart disease, the dosage should be gradually reduced over a period of one to two weeks and the patient should be carefully monitored. If angina markedly worsens or acute coronary insufficiency develops, nadolol administration should be reinstated promptly, at least temporarily, and other measures appropriate for the management of unstable angina should be taken. Patients should be warned against interruption or discontinuation of therapy without the physician's advice. Because coronary artery disease is common and may be unrecognized, it may be prudent not to discontinue nadolol therapy abruptly even in patients treated only for hypertension.

### **Nonallergic Bronchospasm (e.g., chronic bronchitis, emphysema)**

PATIENTS WITH BRONCHOSPASTIC DISEASES SHOULD IN GENERAL NOT RECEIVE

**BETA-BLOCKERS.** Nadolol should be administered with caution since it may block bronchodilation produced by endogenous or exogenous catecholamine stimulation of beta<sub>2</sub> receptors.

### **Major Surgery**

Chronically administered beta-blocking therapy should not be routinely withdrawn prior to major surgery; however, the impaired ability of the heart to respond to reflex adrenergic stimuli may augment the risks of general anesthesia and surgical procedures.

### **Diabetes and Hypoglycemia**

Beta-adrenergic blockade may prevent the appearance of premonitory signs and symptoms (e.g., tachycardia and blood pressure changes) of acute hypoglycemia. This is especially important with labile diabetics. Beta-blockade also reduces the release of insulin in response to hyperglycemia; therefore, it may be necessary to adjust the dose of antidiabetic drugs.

### **Thyrotoxicosis**

Beta-adrenergic blockade may mask certain clinical signs (e.g., tachycardia) of hyperthyroidism. Patients suspected of developing thyrotoxicosis should be managed carefully to avoid abrupt withdrawal of beta-adrenergic blockade which might precipitate a thyroid storm.

## **PRECAUTIONS**

### **Impaired Renal Function**

Nadolol should be used with caution in patients with impaired renal function (see **DOSAGE AND ADMINISTRATION**).

### **Information for Patients**

Patients, especially those with evidence of coronary artery insufficiency, should be warned against interruption or discontinuation of nadolol therapy without the physician's advice. Although cardiac failure rarely occurs in properly selected patients, patients being treated with beta-adrenergic blocking agents should be advised to consult the physician at the first sign or symptom of impending failure. The patient should also be advised of a proper course in the event of an inadvertently missed dose.

### **Drug Interactions**

When administered concurrently, the following drugs may interact with beta-adrenergic receptor blocking agents:

#### ***Anesthetics, General***

exaggeration of the hypotension induced by general anesthetics (see **WARNINGS, Major Surgery**).

#### ***Antidiabetic Drugs (oral agents and insulin)***

hypoglycemia or hyperglycemia: adjust dosage of antidiabetic drug accordingly (see

## **WARNINGS, Diabetes and Hypoglycemia).**

### ***Catecholamine-Depleting Drugs (e.g., reserpine)***

additive effect; monitor closely for evidence of hypotension and/or excessive bradycardia (e.g., vertigo, syncope, postural hypotension).

### ***Digitalis Glycosides***

Both digitalis glycosides and beta-blockers slow atrioventricular conduction and decrease heart rate. Concomitant use can increase the risk of bradycardia.

### ***Response to Treatment for Anaphylactic Reaction***

While taking beta-blockers, patients with a history of severe anaphylactic reaction to a variety of allergens may be more reactive to repeated challenge, either accidental, diagnostic, or therapeutic. Such patients may be unresponsive to the usual doses of epinephrine used to treat allergic reaction.

## **Carcinogenesis, Mutagenesis, Impairment of Fertility**

In chronic oral toxicologic studies (one to two years) in mice, rats, and dogs, nadolol did not produce any significant toxic effects. In two-year oral carcinogenic studies in rats and mice, nadolol did not produce any neoplastic, preneoplastic, or non-neoplastic pathologic lesions. In fertility and general reproductive performance studies in rats, nadolol caused no adverse effects.

## **Pregnancy**

### ***Category C***

In animal reproduction studies with nadolol, evidence of embryo- and fetotoxicity was found in rabbits, but not in rats or hamsters, at doses 5 to 10 times greater (on a mg/kg basis) than the maximum indicated human dose. No teratogenic potential was observed in any of these species.

There are no adequate and well-controlled studies in pregnant women. Nadolol should be used during pregnancy only if the potential benefit justifies the potential risk to the fetus. Neonates whose mothers are receiving nadolol at parturition have exhibited bradycardia, hypoglycemia, and associated symptoms.

## **Nursing Mothers**

Nadolol is excreted in human milk. Because of the potential for adverse effects in nursing infants, a decision should be made whether to discontinue nursing or to discontinue therapy, taking into account the importance of nadolol to the mother.

## **Pediatric Use**

Safety and effectiveness in pediatric patients have not been established.

## **ADVERSE REACTIONS**

Most adverse effects have been mild and transient and have rarely required withdrawal of therapy.

## **Cardiovascular**

Bradycardia with heart rates of less than 60 beats per minute occurs commonly, and heart rates below 40 beats per minute and/or symptomatic bradycardia were seen in about 2 of 100 patients. Symptoms of peripheral vascular insufficiency, usually of the Raynaud type, have occurred in approximately 2 of 100 patients. Cardiac failure, hypotension, and rhythm/conduction disturbances have each occurred in about 1 of 100 patients. Single instances of first degree and third degree heart block have been reported; intensification of AV block is a known effect of beta-blockers (see also **CONTRAINDICATIONS, WARNINGS, and PRECAUTIONS**).

## **Central Nervous System**

Dizziness or fatigue has been reported in approximately 2 of 100 patients; paresthesias, sedation, and change in behavior have each been reported in approximately 6 of 1000 patients.

## **Respiratory**

Bronchospasm has been reported in approximately 1 of 1000 patients (see **CONTRAINDICATIONS** and **WARNINGS**).

## **Gastrointestinal**

Nausea, diarrhea, abdominal discomfort, constipation, vomiting, indigestion, anorexia, bloating, and flatulence have been reported in 1 to 5 of 1000 patients.

## **Miscellaneous**

Each of the following has been reported in 1 to 5 of 1000 patients: rash; pruritus; headache; dry mouth, eyes, or skin; impotence or decreased libido; facial swelling; weight gain; slurred speech; cough; nasal stuffiness; sweating; tinnitus; blurred vision. Reversible alopecia has been reported infrequently.

The following adverse reactions have been reported in patients taking nadolol and/or other beta-adrenergic blocking agents, but no causal relationship to nadolol has been established.

## **Central Nervous System**

Reversible mental depression progressing to catatonia; visual disturbances; hallucinations; an acute reversible syndrome characterized by disorientation for time and place, short-term memory loss, emotional lability with slightly clouded sensorium, and decreased performance on neuropsychometrics.

## **Gastrointestinal**

Mesenteric arterial thrombosis; ischemic colitis; elevated liver enzymes.

## **Hematologic**

Agranulocytosis; thrombocytopenic or nonthrombocytopenic purpura.

## **Allergic**

Fever combined with aching and sore throat; laryngospasm; respiratory distress.

### **Miscellaneous**

Pemphigoid rash; hypertensive reaction in patients with pheochromocytoma; sleep disturbances; Peyronie's disease.

The oculomucocutaneous syndrome associated with the beta-blocker practolol has not been reported with nadolol.

**To report SUSPECTED ADVERSE REACTIONS, contact Sandoz Inc. at 1-800-525-8747 or FDA at 1-800-FDA-1088 or [www.fda.gov/medwatch](http://www.fda.gov/medwatch).**

### **OVERDOSAGE**

Nadolol can be removed from the general circulation by hemodialysis.

In addition to gastric lavage, the following measures should be employed, as appropriate. In determining the duration of corrective therapy, note must be taken of the long duration of the effect of nadolol.

### **Excessive Bradycardia**

Administer atropine (0.25 to 1.0 mg). If there is no response to vagal blockade, administer isoproterenol cautiously.

### **Cardiac Failure**

Administer a digitalis glycoside and diuretic. It has been reported that glucagon may also be useful in this situation.

### **Hypotension**

Administer vasopressors, e.g., epinephrine or norepinephrine. (There is evidence that epinephrine may be the drug of choice.)

### **Bronchospasm**

Administer a beta<sub>2</sub>-stimulating agent and/or a theophylline derivative.

### **DOSAGE AND ADMINISTRATION**

DOSAGE MUST BE INDIVIDUALIZED. NADOLOL MAY BE ADMINISTERED WITHOUT REGARD TO MEALS.

### **Angina Pectoris**

The usual initial dose is 40 mg nadolol once daily. Dosage may be gradually increased in 40 to 80 mg increments at 3 to 7 day intervals until optimum clinical response is obtained or there is pronounced slowing of the heart rate. The usual maintenance dose is 40 or 80 mg administered once daily. Doses up to 160 or 240 mg administered once daily may be needed.

The usefulness and safety in angina pectoris of dosage exceeding 240 mg per day have



not been established. If treatment is to be discontinued, reduce the dosage gradually over a period of one to two weeks (see **WARNINGS**).

## Hypertension

The usual initial dose is 40 mg nadolol once daily, whether it is used alone or in addition to diuretic therapy. Dosage may be gradually increased in 40 to 80 mg increments until optimum blood pressure reduction is achieved. The usual maintenance dose is 40 or 80 mg administered once daily. Doses up to 240 or 320 mg administered once daily may be needed.

## Dosage Adjustment in Renal Failure

Absorbed nadolol is excreted principally by the kidneys and, although nonrenal elimination does occur, dosage adjustments are necessary in patients with renal impairment. The following dose intervals are recommended:

<b>Creatinine Clearance (mL/min/1.73m<sup>2</sup>)</b>	<b>Dosage Interval (hours)</b>
>50	24
31-50	24-36
10-30	24-48
<10	40-60

## HOW SUPPLIED

Nadolol tablets, USP for oral administration are available as:

**20 mg:** Round, white, standard cup tablet, scored, debossed "SZ 465" on one side and scored on the reverse side and supplied as:

NDC 0781-8004-92 bottles of 90

NDC 0781-8004-01 bottles of 100

NDC 0781-8004-10 bottles of 1000

**40 mg:** Round, white, standard cup tablet, scored, debossed "SZ 466" on one side and plain on the reverse side and supplied as:

NDC 0781-8005-92 bottles of 90

NDC 0781-8005-01 bottles of 100

NDC 0781-8005-10 bottles of 1000

**80 mg:** Round, white, standard cup tablet, scored, debossed "SZ 467" on one side and plain on the reverse side and supplied as:

NDC 0781-8006-92 bottles of 90

NDC 0781-8006-01 bottles of 100

NDC 0781-8006-10 bottles of 1000

Store at 20° to 25°C (68° to 77°F) [see USP Controlled Room Temperature].

Protect from moisture, freezing and excessive heat.

Dispense contents in a tight, light-resistant container as defined in the USP with a child-resistant closure.

**KEEP OUT OF THE REACH OF CHILDREN.**

Manufactured by

Sandoz Inc.

Princeton, NJ 08540

Rev. September 2018

**20 mg Label**

NDC 0781-8004-92

Nadolol

Tablets, USP

20 mg

Rx only

90 Tablets

SANDOZ

NDC 0781-8004-92

**Nadolol  
Tablets, USP**

**20 mg**

Rx Only

**90 Tablets**

**SANDOZ**

Each tablet contains: Nadolol, USP 20 mg.  
**Usual Dosage:** See package insert.  
Store at 20° to 25°C (68° to 77°F) [see USP Controlled Room Temperature].  
Protect from moisture, freezing and excessive heat.  
Dispense contents in a tight, light-resistant container as defined in the USP with a child-resistant closure.  
**KEEP OUT OF THE REACH OF CHILDREN.**

46225046

Rev. 09/2018

Manufactured by  
Sandoz Inc.  
Princeton, NJ 08540  
Product of Mexico

0781-8004-92

**40 mg Label**

NDC 0781-8005-92

Nadolol

Tablets, USP

40 mg

Rx only

90 Tablets

SANDOZ

NDC 0781-8005-92

# Nadolol Tablets, USP

**40 mg**

Rx Only

90 Tablets

**SANDOZ**

Each tablet contains: Nadolol, USP 40 mg.  
**Usual Dosage:** See package insert.  
Store at 20° to 25°C (68° to 77°F) [see USP Controlled Room Temperature].  
Protect from moisture, freezing and excessive heat.  
Dispense contents in a tight, light-resistant container as defined in the USP with a child-resistant closure.  
**KEEP OUT OF THE REACH OF CHILDREN.**

46225048

Manufactured by  
Sandoz Inc.  
Princeton, NJ 08540  
Product of Mexico

Rev. 06/2018



## 80 mg Label

NDC 0781-8006-92

Nadolol

Tablets, USP

80 mg

Rx only

90 Tablets

SANDOZ

NDC 0781-8006-92

# Nadolol Tablets, USP

**80 mg**

Rx Only

90 Tablets




**SANDOZ**

Each tablet contains: Nadolol, USP 80 mg.  
**Usual Dosage:** See package insert.  
Store at 20° to 25°C (68° to 77°F) [see USP Controlled Room Temperature].  
Protect from moisture, freezing and excessive heat.  
Dispense contents in a tight, light-resistant container as defined in the USP with a child-resistant closure.  
**KEEP OUT OF THE REACH OF CHILDREN.**

46225051

Manufactured by  
Sandoz Inc.  
Princeton, NJ 08540  
Product of Mexico

Rev. 06/2018



# NADOLOL

nadolol tablet

## Product Information

<b>Product Type</b>	HUMAN PRESCRIPTION DRUG	<b>Item Code (Source)</b>	NDC:0781-8004
<b>Route of Administration</b>	ORAL		

## Active Ingredient/Active Moiety

Ingredient Name	Basis of Strength	Strength
<b>NADOLOL</b> (UNII: FEN504330V) (NADOLOL - UNII:FEN504330V)	NADOLOL	20 mg

## Inactive Ingredients

Ingredient Name	Strength
<b>CROSCARMELOSE SODIUM</b> (UNII: M28OL1HH48)	
<b>HYDROXYPROPYL CELLULOSE (70000 WAMW)</b> (UNII: 66O7AQV0RT)	
<b>LACTOSE MONOHYDRATE</b> (UNII: EWQ57Q8I5X)	
<b>MAGNESIUM STEARATE</b> (UNII: 70097M6I30)	
<b>MICROCRYSTALLINE CELLULOSE</b> (UNII: OP1R32D61U)	
<b>STARCH, CORN</b> (UNII: O8232NY3SJ)	
<b>WATER</b> (UNII: 059QF0KO0R)	
<b>SILICON DIOXIDE</b> (UNII: ETJ7Z6XBU4)	

## Product Characteristics

<b>Color</b>	WHITE	<b>Score</b>	2 pieces
<b>Shape</b>	ROUND	<b>Size</b>	7mm
<b>Flavor</b>		<b>Imprint Code</b>	SZ 465
<b>Contains</b>			

## Packaging

#	Item Code	Package Description	Marketing Start Date	Marketing End Date
1	NDC:0781-8004-10	1000 in 1 BOTTLE; Type 0: Not a Combination Product	09/04/2018	09/04/2018
2	NDC:0781-8004-92	90 in 1 BOTTLE; Type 0: Not a Combination Product	09/04/2018	
3	NDC:0781-8004-01	100 in 1 BOTTLE; Type 0: Not a Combination Product	09/04/2018	

## Marketing Information

Marketing Category	Application Number or Monograph Citation	Marketing Start Date	Marketing End Date
ANDA	ANDA074501	10/01/2008	

# NADOLOL

nadolol tablet

## Product Information

<b>Product Type</b>	HUMAN PRESCRIPTION DRUG	<b>Item Code (Source)</b>	NDC:0781-8005
<b>Route of Administration</b>	ORAL		

## Active Ingredient/Active Moiety

Ingredient Name	Basis of Strength	Strength
<b>NADOLOL</b> (UNII: FEN504330V) (NADOLOL - UNII:FEN504330V)	NADOLOL	40 mg

## Inactive Ingredients

Ingredient Name	Strength
<b>CROSCARMELOSE SODIUM</b> (UNII: M28OL1HH48)	
<b>HYDROXYPROPYL CELLULOSE (70000 WAMW)</b> (UNII: 6607AQV0RT)	
<b>LACTOSE MONOHYDRATE</b> (UNII: EWQ57Q8I5X)	
<b>MAGNESIUM STEARATE</b> (UNII: 70097M6I30)	
<b>MICROCRYSTALLINE CELLULOSE</b> (UNII: OP1R32D61U)	
<b>STARCH, CORN</b> (UNII: O8232NY3SJ)	
<b>WATER</b> (UNII: 059QF0KO0R)	
<b>SILICON DIOXIDE</b> (UNII: ETJ7Z6XBU4)	

## Product Characteristics

<b>Color</b>	WHITE	<b>Score</b>	2 pieces
<b>Shape</b>	ROUND	<b>Size</b>	9mm
<b>Flavor</b>		<b>Imprint Code</b>	SZ 466
<b>Contains</b>			

## Packaging

#	Item Code	Package Description	Marketing Start Date	Marketing End Date
1	NDC:0781-8005-10	1000 in 1 BOTTLE; Type 0: Not a Combination Product	09/04/2018	
2	NDC:0781-8005-92	90 in 1 BOTTLE; Type 0: Not a Combination Product	09/04/2018	09/04/2018
3	NDC:0781-8005-01	100 in 1 BOTTLE; Type 0: Not a Combination Product	09/04/2018	

## Marketing Information

Marketing Category	Application Number or Monograph Citation	Marketing Start Date	Marketing End Date
--------------------	--	----------------------	--------------------

ANDA	ANDA074501	10/01/2008	
------	------------	------------	--

## NADOLOL

nadolol tablet

### Product Information

<b>Product Type</b>	HUMAN PRESCRIPTION DRUG	<b>Item Code (Source)</b>	NDC:0781-8006
<b>Route of Administration</b>	ORAL		

### Active Ingredient/Active Moiety

Ingredient Name	Basis of Strength	Strength
<b>NADOLOL</b> (UNII: FEN504330V) (NADOLOL - UNII:FEN504330V)	NADOLOL	80 mg

### Inactive Ingredients

Ingredient Name	Strength
<b>CROSCARMELOSE SODIUM</b> (UNII: M28OL1HH48)	
<b>HYDROXYPROPYL CELLULOSE (70000 WAMW)</b> (UNII: 66O7AQV0RT)	
<b>LACTOSE MONOHYDRATE</b> (UNII: EWQ57Q8I5X)	
<b>MAGNESIUM STEARATE</b> (UNII: 70097M6I30)	
<b>MICROCRYSTALLINE CELLULOSE</b> (UNII: OP1R32D61U)	
<b>STARCH, CORN</b> (UNII: O8232NY3SJ)	
<b>WATER</b> (UNII: 059QF0KO0R)	
<b>SILICON DIOXIDE</b> (UNII: ETJ7Z6XBU4)	

### Product Characteristics

<b>Color</b>	WHITE	<b>Score</b>	2 pieces
<b>Shape</b>	ROUND	<b>Size</b>	11mm
<b>Flavor</b>		<b>Imprint Code</b>	SZ467
<b>Contains</b>			

### Packaging

#	Item Code	Package Description	Marketing Start Date	Marketing End Date
1	NDC:0781-8006-10	1000 in 1 BOTTLE; Type 0: Not a Combination Product	09/04/2018	
2	NDC:0781-8006-92	90 in 1 BOTTLE; Type 0: Not a Combination Product	09/04/2018	
3	NDC:0781-8006-01	100 in 1 BOTTLE; Type 0: Not a Combination Product	09/04/2018	

### Marketing Information

Marketing	Application Number or Monograph	Marketing Start	Marketing End

Category	Citation	Date	Date
ANDA	ANDA074501	10/01/2008	

**Labeler** - Sandoz Inc (005387188)

Revised: 7/2019

Sandoz Inc