

GLYBURIDE- glyburide tablet
Dispensing Solutions, Inc.

GLYBURIDE TABLETS (MICRONIZED), USP

Rx only

DESCRIPTION

Glyburide tablets (micronized), USP contain smaller particle size. Glyburide is an oral blood-glucose-lowering drug of the sulfonylurea class. Glyburide is a white, crystalline compound. Each tablet, for oral administration, contains 1.5 mg, 3 mg, or 6 mg of glyburide. Inactive ingredients: microcrystalline cellulose, pregelatinized starch, sodium starch glycolate, colloidal silicon dioxide, magnesium stearate. In addition, the 3 mg, and 6 mg strengths contain FD&C Blue No. 1 Aluminum Lake and FD&C Blue No. 2 Aluminum Lake. The chemical name for glyburide is 1-[[p-[2-(5-Chloro-*o*-anisamido)ethyl]phenyl]sulfonyl]-3-cyclohexylurea. The molecular formula is C₂₃H₂₈ClN₃O₅S, and the molecular weight is 494.01. The structural formula is represented below:

Glyburide tablets (micronized), USP meets USP *Dissolution Test 2*.

CLINICAL PHARMACOLOGY

Actions

Glyburide appears to lower the blood glucose acutely by stimulating the release of insulin from the pancreas, an effect dependent upon functioning beta cells in the pancreatic islets. The mechanism by which glyburide lowers blood glucose during long-term administration has not been clearly established. With chronic administration in Type II diabetic patients, the blood glucose lowering effect persists despite a gradual decline in the insulin secretory response to the drug. Extrapankreatic effects may be involved in the mechanism of action of oral sulfonylurea hypoglycemic drugs. The combination of glyburide and metformin may have a synergistic effect, since both agents act to improve glucose tolerance by different but complementary mechanisms.

Some patients who are initially responsive to oral hypoglycemic drugs, including glyburide, may become unresponsive or poorly responsive over time. Alternatively, glyburide may be effective in some patients who have become unresponsive to one or more other sulfonylurea drugs.

In addition to its blood glucose lowering actions, glyburide produces a mild diuresis by enhancement of renal free water clearance. Disulfiram-like reactions have very rarely been reported in patients treated with glyburide.

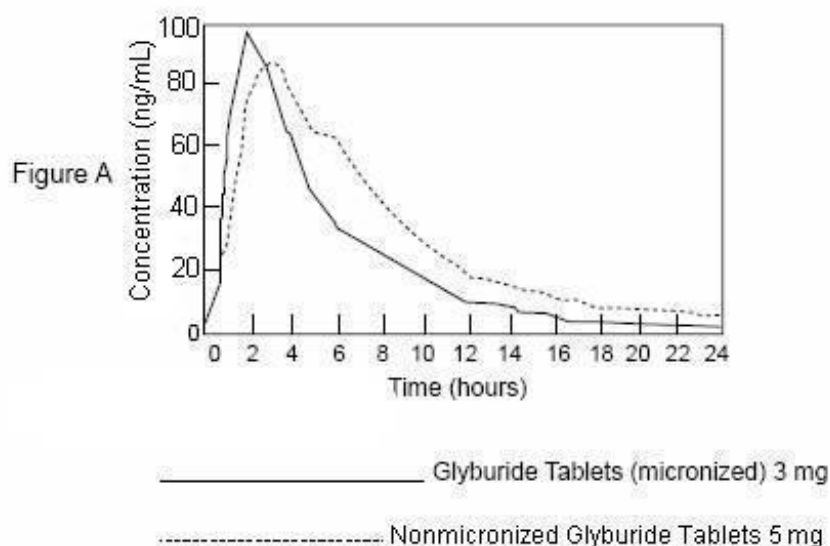
Pharmacokinetics

Single dose studies with glyburide tablets (micronized) in normal subjects demonstrate significant absorption of glyburide within one hour, peak drug levels at about two to three hours, and low but

detectable levels at twenty-four hours.

Bioavailability studies have demonstrated that glyburide tablets (micronized) 3 mg provide serum glyburide concentrations that are not bioequivalent to those from nonmicronized glyburide tablets 5 mg. Therefore, the patient should be retitrated.

In a single-dose bioavailability study (see **Figure A**) in which subjects received glyburide tablets (micronized) 3 mg and nonmicronized glyburide tablets 5 mg with breakfast, the peak of the mean serum glyburide concentration-time curve was 97.2 ng/mL for glyburide tablets (micronized) 3 mg and 87.5 ng/mL for nonmicronized glyburide tablets 5 mg. The mean of the individual maximum serum concentration values of glyburide (C_{max}) from glyburide tablets (micronized) 3 mg was 106 ng/mL and that from nonmicronized glyburide tablets 5 mg was 104 ng/mL. The mean glyburide area under the serum concentration-time curve (AUC) for this study was 568 ng x hr/mL for glyburide tablets (micronized) 3 mg and 746 ng x hr/mL for nonmicronized glyburide tablets 5 mg.



Mean serum levels of glyburide, as reflected by areas under the serum concentration-time curve, increase in proportion to corresponding increases in dose. Multiple dose studies with glyburide in diabetic patients demonstrate drug level concentration-time curves similar to single dose studies, indicating no buildup of drug in tissue depots.

In a steady-state study in diabetic patients receiving glyburide tablets (micronized) 6 mg once daily or glyburide tablets (micronized) 3 mg twice daily, no difference was seen between the two dosage regimens in average 24 hour glyburide concentrations following two weeks of dosing. The once-daily and twice-daily regimens provided equivalent glucose control as measured by fasting plasma glucose levels, 4 hour postprandial glucose AUC values, and 24 hour glucose AUC values. Insulin AUC response over the 24 hour period was not different for the two regimens. There were differences in insulin response between the regimens for the breakfast and supper 4 hour postprandial periods, but these did not translate into differences in glucose control.

The serum concentration of glyburide in normal subjects decreased with a half-life of about four hours.

In single dose studies in fasting normal subjects who were administered nonmicronized glyburide tablets in doses ranging from 1.25 mg to 5 mg, the degree and duration of blood glucose lowering is proportional to the dose administered and to the area under the drug level concentration-time curve. The blood glucose lowering effect persists for 24 hours following single morning doses in nonfasting diabetic patients. Under conditions of repeated administration in diabetic patients, however, there is no

reliable correlation between blood drug levels and fasting blood glucose levels. A one year study of diabetic patients treated with glyburide showed no reliable correlation between administered dose and serum drug level.

The major metabolite of glyburide is the 4-trans-hydroxy derivative. A second metabolite, the 3-cis-hydroxy derivative, also occurs. These metabolites probably contribute no significant hypoglycemic action in humans since they are only weakly active ($1/400^{\text{th}}$ and $1/40^{\text{th}}$ as active, respectively, as glyburide) in rabbits.

Glyburide is excreted as metabolites in the bile and urine, approximately 50% by each route. This dual excretory pathway is qualitatively different from that of other sulfonylureas, which are excreted primarily in the urine.

Sulfonylurea drugs are extensively bound to serum proteins. Displacement from protein binding sites by other drugs may lead to enhanced hypoglycemic action. *In vitro*, the protein binding exhibited by glyburide is predominantly non-ionic, whereas that of other sulfonylureas (chlorpropamide, tolbutamide, tolazamide) is predominantly ionic. Acidic drugs such as phenylbutazone, warfarin, and salicylates displace the ionic-binding sulfonylureas from serum proteins to a far greater extent than the non-ionic binding glyburide. It has not been shown that this difference in protein binding will result in fewer drug-drug interactions with glyburide in clinical use.

INDICATIONS AND USAGE

Glyburide tablets (micronized) are indicated as an adjunct to diet and exercise to improve glycemic control in adults with type 2 diabetes mellitus.

CONTRAINDICATIONS

Glyburide tablets (micronized) are contraindicated in patients with:

1. Known hypersensitivity or allergy to the drug.
2. Diabetic ketoacidosis, with or without coma. This condition should be treated with insulin.
3. Type I diabetes mellitus.

SPECIAL WARNING ON INCREASED RISK OF CARDIOVASCULAR MORTALITY

The administration of oral hypoglycemic drugs has been reported to be associated with increased cardiovascular mortality as compared to treatment with diet alone or diet plus insulin. This warning is based on the study conducted by the University Group Diabetes Program (UGDP), a long-term prospective clinical trial designed to evaluate the effectiveness of glucose-lowering drugs in preventing or delaying vascular complications in patients with non-insulin-dependent diabetes. The study involved 823 patients who were randomly assigned to one of four treatment groups (*Diabetes*, 19 (Suppl. 2):747-830, 1970).

UGDP reported that patients treated for 5 to 8 years with diet plus a fixed dose of tolbutamide (1.5 grams per day) had a rate of cardiovascular mortality approximately 2 1/2 times that of patients treated with diet alone. A significant increase in total mortality was not observed, but the use of tolbutamide was discontinued based on the increase in cardiovascular mortality, thus limiting the opportunity for the study to show an increase in overall mortality. Despite controversy regarding the interpretation of these results, the findings of the UGDP study provide an adequate basis for this warning. The patient should be informed of the potential risks and advantages of glyburide (micronized) and of alternative modes of therapy.

Although only one drug in the sulfonylurea class (tolbutamide) was included in this study, it is prudent from a safety standpoint to consider that this warning may also apply to other oral hypoglycemic drugs in this class, in view of their close similarities in mode of action and chemical

structure.

PRECAUTIONS

Macrovascular Outcomes

There have been no clinical studies establishing conclusive evidence of macrovascular risk reduction with glyburide (micronized) or any other antidiabetic drug.

Bioavailability studies have demonstrated that glyburide tablets (micronized) 3 mg provide serum glyburide concentrations that are not bioequivalent to those from nonmicronized glyburide tablets 5 mg. Therefore, patients should be retitrated when transferred from nonmicronized glyburide or other oral hypoglycemic agents.

General

Hypoglycemia

All sulfonylureas are capable of producing severe hypoglycemia. Proper patient selection and dosage and instructions are important to avoid hypoglycemic episodes. Renal or hepatic insufficiency may cause elevated drug levels of glyburide and the latter may also diminish gluconeogenic capacity, both of which increase the risk of serious hypoglycemic reactions. Elderly, debilitated or malnourished patients, and those with adrenal or pituitary insufficiency, are particularly susceptible to the hypoglycemic action of glucose-lowering drugs. Hypoglycemia may be difficult to recognize in the elderly and in people who are taking beta-adrenergic blocking drugs. Hypoglycemia is more likely to occur when caloric intake is deficient, after severe or prolonged exercise, when alcohol is ingested, or when more than one glucose lowering drug is used. The risk of hypoglycemia may be increased with combination therapy.

Loss of Control of Blood Glucose

When a patient stabilized on any diabetic regimen is exposed to stress such as fever, trauma, infection or surgery, a loss of control may occur. At such times it may be necessary to discontinue glyburide (micronized) and administer insulin.

The effectiveness of any hypoglycemic drug, including glyburide (micronized), in lowering blood glucose to a desired level decreases in many patients over a period of time which may be due to progression of the severity of diabetes or to diminished responsiveness to the drug. This phenomenon is known as secondary failure, to distinguish it from primary failure in which the drug is ineffective in an individual patient when glyburide (micronized) is first given. Adequate adjustment of dose and adherence to diet should be assessed before classifying a patient as a secondary failure.

Hemolytic Anemia

Treatment of patients with glucose 6-phosphate dehydrogenase (G6PD) deficiency with sulfonylurea agents can lead to hemolytic anemia. Because glyburide (micronized) belongs to the class of sulfonylurea agents, caution should be used in patients with G6PD deficiency and a non-sulfonylurea alternative should be considered. In postmarketing reports, hemolytic anemia has also been reported in patients who did not have known G6PD deficiency.

Information for Patients

Patients should be informed of the potential risks and advantages of glyburide (micronized) and of alternative modes of therapy. They also should be informed about the importance of adherence to dietary instructions, of a regular exercise program, and of regular testing of urine and/or blood glucose.

The risks of hypoglycemia, its symptoms and treatment, and conditions that predispose to its

development should be explained to patients and responsible family members. Primary and secondary failure also should be explained.

Physician Counseling Information for Patients

In initiating treatment for type 2 diabetes, diet should be emphasized as the primary form of treatment. Caloric restriction and weight loss are essential in the obese diabetic patient. Proper dietary management alone may be effective in controlling the blood glucose and symptoms of hyperglycemia. The importance of regular physical activity should also be stressed, and cardiovascular risk factors should be identified and corrective measures taken where possible. Use of glyburide (micronized) or other antidiabetic medications must be viewed by both the physician and patient as a treatment in addition to diet and not as a substitution or as a convenient mechanism for avoiding dietary restraint. Furthermore, loss of blood glucose control on diet alone may be transient, thus requiring only short-term administration of glyburide (micronized) or other antidiabetic medications.

Maintenance or discontinuation of glyburide (micronized) or other antidiabetic medications should be based on clinical judgment using regular clinical and laboratory evaluations.

Laboratory Tests

Therapeutic response to glyburide tablets (micronized) should be monitored by frequent urine glucose tests and periodic blood glucose tests. Measurement of glycosylated hemoglobin levels may be helpful in some patients.

Drug Interactions

The hypoglycemic action of sulfonylureas may be potentiated by certain drugs including non-steroidal anti-inflammatory agents and other drugs that are highly protein bound, salicylates, sulfonamides, chloramphenicol, probenecid, coumarins, monoamine oxidase inhibitors, and beta adrenergic blocking agents. When such drugs are administered to a patient receiving glyburide, the patient should be observed closely for hypoglycemia. When such drugs are withdrawn from a patient receiving glyburide, the patient should be observed closely for loss of control.

Certain drugs tend to produce hyperglycemia and may lead to loss of control. These drugs include the thiazides and other diuretics, corticosteroids, phenothiazines, thyroid products, estrogens, oral contraceptives, phenytoin, nicotinic acid, sympathomimetics, calcium channel blocking drugs, and isoniazid. When such drugs are administered to a patient receiving glyburide, the patient should be closely observed for loss of control. When such drugs are withdrawn from a patient receiving glyburide, the patient should be observed closely for hypoglycemia.

A possible interaction between glyburide and ciprofloxacin, a fluoroquinolone antibiotic, has been reported, resulting in a potentiation of the hypoglycemic action of glyburide. The mechanism of action for this interaction is not known.

A potential interaction between oral miconazole and oral hypoglycemic agents leading to severe hypoglycemia has been reported. Whether this interaction also occurs with the intravenous, topical or vaginal preparations of miconazole is not known.

Metformin

In a single-dose interaction study in NIDDM subjects, decreases in glyburide AUC and C_{\max} were observed, but were highly variable. The single-dose nature of this study and the lack of correlation between glyburide blood levels and pharmacodynamic effects, makes the clinical significance of this interaction uncertain. Coadministration of glyburide and metformin did not result in any changes in either metformin pharmacokinetics or pharmacodynamics.

Carcinogenesis, Mutagenesis, Impairment of Fertility

Studies in rats at doses up to 300 mg/kg/day for 18 months showed no carcinogenic effects. Glyburide

is nonmutagenic when studied in the Salmonella microsome test (Ames test) and in the DNA damage/alkaline elution assay.

No drug-related effects were noted in any of the criteria evaluated in the two-year oncogenicity study of glyburide in mice.

Pregnancy

Teratogenic Effects

Pregnancy category B

Reproduction studies have been performed in rats and rabbits at doses up to 500 times the human dose and have revealed no evidence of impaired fertility or harm to the fetus due to glyburide. There are, however, no adequate and well-controlled studies in pregnant women. Because animal reproduction studies are not always predictive of human response, this drug should be used during pregnancy only if clearly needed.

Because recent information suggests that abnormal blood glucose levels during pregnancy are associated with a higher incidence of congenital abnormalities, many experts recommend that insulin be used during pregnancy to maintain blood glucose as close to normal as possible.

Nonteratogenic Effects

Prolonged severe hypoglycemia (4 to 10 days) has been reported in neonates born to mothers who were receiving a sulfonylurea drug at the time of delivery. This has been reported more frequently with the use of agents with prolonged half-lives. If glyburide (micronized) is used during pregnancy, it should be discontinued at least two weeks before the expected delivery date.

Nursing Mothers

Although it is not known whether glyburide is excreted in human milk, some sulfonylurea drugs are known to be excreted in human milk. Because the potential for hypoglycemia in nursing infants may exist, a decision should be made whether to discontinue nursing or to discontinue the drug, taking into account the importance of the drug to the mother. If the drug is discontinued, and if diet alone is inadequate for controlling blood glucose, insulin therapy should be considered.

Pediatric Use

Safety and effectiveness in pediatric patients have not been established.

Geriatric Use

Elderly patients are particularly susceptible to the hypoglycemic action of glucose lowering drugs. Hypoglycemia may be difficult to recognize in the elderly (see **PRECAUTIONS**). The initial and maintenance dosing should be conservative to avoid hypoglycemic reactions (see **DOSAGE AND ADMINISTRATION**).

Elderly patients are prone to develop renal insufficiency, which may put them at risk of hypoglycemia. Dose selection should include assessment of renal function.

ADVERSE REACTIONS

Hypoglycemia

See **PRECAUTIONS** and **OVERDOSAGE** sections.

Gastrointestinal Reactions

Cholestatic jaundice and hepatitis may occur rarely which may progress to liver failure; glyburide tablets (micronized) should be discontinued if this occurs.

Liver function abnormalities, including isolated transaminase elevations, have been reported.

Gastrointestinal disturbances, *e.g.*, nausea, epigastric fullness, and heartburn are the most common reactions, having occurred in 1.8% of treated patients during clinical trials. They tend to be dose related and may disappear when dosage is reduced.

Dermatologic Reactions

Allergic skin reactions, *e.g.*, pruritus, erythema, urticaria, and morbilliform or maculopapular eruptions occurred in 1.5% of treated patients during clinical trials. These may be transient and may disappear despite continued use of glyburide. If skin reactions persist, the drug should be discontinued.

Porphyria cutanea tarda and photosensitivity reactions have been reported with sulfonylureas.

Hematologic Reactions

Leukopenia, agranulocytosis, thrombocytopenia, hemolytic anemia (see **PRECAUTIONS**), aplastic anemia, and pancytopenia have been reported with sulfonylureas.

Metabolic Reactions

Hepatic porphyria and disulfiram-like reactions have been reported with sulfonylureas; however, hepatic porphyria has not been reported with glyburide and disulfiram-like reactions have been reported very rarely.

Cases of hyponatremia have been reported with glyburide and all other sulfonylureas, most often in patients who are on other medications or have medical conditions known to cause hyponatremia or increase release of antidiuretic hormone. The syndrome of inappropriate antidiuretic hormone (SIADH) secretion has been reported with certain other sulfonylureas, and it has been suggested that these sulfonylureas may augment the peripheral (antidiuretic) action of ADH and/or increase release of ADH.

Other Reactions

Changes in accommodation and/or blurred vision have been reported with glyburide and other sulfonylureas. These are thought to be related to fluctuation in glucose levels.

In addition to dermatologic reactions, allergic reactions such as angioedema, arthralgia, myalgia and vasculitis have been reported.

OVERDOSAGE

Overdosage of sulfonylureas, including glyburide, can produce hypoglycemia. Mild hypoglycemic symptoms, without loss of consciousness or neurological findings, should be treated aggressively with oral glucose and adjustments in drug dosage and/or meal patterns. Close monitoring should continue until the physician is assured that the patient is out of danger. Severe hypoglycemic reactions with coma, seizure, or other neurological impairment occur infrequently, but constitute medical emergencies requiring immediate hospitalization. If hypoglycemic coma is diagnosed or suspected, the patient should be given a rapid intravenous injection of concentrated (50%) glucose solution. This should be followed by a continuous infusion of a more dilute (10%) glucose solution at a rate which will maintain the blood glucose at a level above 100 mg/dL. Patients should be closely monitored for a minimum of 24 to 48 hours, since hypoglycemia may recur after apparent clinical recovery.

DOSAGE AND ADMINISTRATION

Patients should be retitrated when transferred from nonmicronized glyburide tablets or other

oral hypoglycemic agents.

There is no fixed dosage regimen for the management of diabetes mellitus with glyburide tablets (micronized), USP or any other hypoglycemic agent. In addition to the usual monitoring of urinary glucose, the patient's blood glucose must also be monitored periodically to determine the minimum effective dose for the patient; to detect primary failure, *i.e.*, inadequate lowering of blood glucose at the maximum recommended dose of medication; and to detect secondary failure, *i.e.*, loss of adequate blood glucose lowering response after an initial period of effectiveness. Glycosylated hemoglobin levels may also be of value in monitoring the patient's response to therapy.

Short-term administration of glyburide tablets (micronized), USP may be sufficient during periods of transient loss of control in patients usually controlled well on diet.

Usual Starting Dose

The suggested starting dose of glyburide tablets (micronized), USP is 1.5 to 3 mg daily, administered with breakfast or the first main meal. Those patients who may be more sensitive to hypoglycemic drugs should be started at 0.75 mg daily (see **PRECAUTIONS** for patients at increased risk). Failure to follow an appropriate dosage regimen may precipitate hypoglycemia. Patients who do not adhere to their prescribed dietary and drug regimen are more prone to exhibit unsatisfactory response to therapy.

Transfer From Other Hypoglycemic Therapy; Patients Receiving Other Oral Antidiabetic Therapy

Patients should be retitrated when transferred from nonmicronized glyburide tablets or other oral hypoglycemic agents. The initial daily dose should be 1.5 to 3 mg. When transferring patients from oral hypoglycemic agents other than chlorpropamide to glyburide tablets (micronized), USP, no transition period and no initial or priming dose are necessary. When transferring patients from chlorpropamide, particular care should be exercised during the first two weeks because the prolonged retention of chlorpropamide in the body and subsequent overlapping drug effects may provoke hypoglycemia.

Patients Receiving Insulin

Some Type II diabetic patients being treated with insulin may respond satisfactorily to glyburide tablets (micronized), USP. If the insulin dose is less than 20 units daily, substitution of glyburide tablets (micronized), USP 1.5 to 3 mg as a single daily dose may be tried. If the insulin dose is between 20 and 40 units daily, the patient may be placed directly on glyburide tablets (micronized), USP 3 mg daily as a single dose. If the insulin dose is more than 40 units daily, a transition period is required for conversion to glyburide tablets (micronized), USP. In these patients, insulin dosage is decreased by 50% and glyburide tablets (micronized), USP 3 mg daily is started. Please refer to **Titration to Maintenance Dose** for further explanation.

Titration to Maintenance Dose

The usual maintenance dose is in the range of 0.75 to 12 mg daily, which may be given as a single dose or in divided doses (see **Dosage Interval**). Dosage increases should be made in increments of no more than 1.5 mg at weekly intervals based upon the patient's blood glucose response.

No exact dosage relationship exists between glyburide tablets (micronized), USP and the other oral hypoglycemic agents, including nonmicronized glyburide tablets. Although patients may be transferred from the maximum dose of other sulfonylureas, the maximum starting dose of 3 mg of glyburide tablets (micronized), USP should be observed. A maintenance dose of 3 mg of glyburide tablets (micronized), USP provides approximately the same degree of blood glucose control as 250 to 375 mg chlorpropamide, 250 to 375 mg tolazamide, 5 mg of glyburide (nonmicronized tablets), 500 to 750 mg acetohexamide, or 1000 to 1500 mg tolbutamide.

When transferring patients receiving more than 40 units of insulin daily, they may be started on a daily dose of glyburide tablets (micronized), USP 3 mg concomitantly with a 50% reduction in insulin dose.

Progressive withdrawal of insulin and increase of glyburide tablets (micronized), USP in increments of 0.75 to 1.5 mg every 2 to 10 days is then carried out. During this conversion period when both insulin and glyburide tablets (micronized), USP are being used, hypoglycemia may rarely occur. During insulin withdrawal, patients should test their urine for glucose and acetone at least three times daily and report results to their physician. The appearance of persistent acetonuria with glycosuria indicates that the patient is a Type I diabetic who requires insulin therapy.

Concomitant Glyburide and Metformin Therapy

Glyburide tablets (micronized), USP should be added gradually to the dosing regimen of patients who have not responded to the maximum dose of metformin monotherapy after four weeks (see **Usual Starting Dose** and **Titration to Maintenance Dose**). Refer to metformin package insert.

With concomitant glyburide and metformin therapy, the desired control of blood glucose may be obtained by adjusting the dose of each drug. However, attempts should be made to identify the optimal dose of each drug needed to achieve this goal. With concomitant glyburide and metformin therapy, the risk of hypoglycemia associated with sulfonylurea therapy continues and may be increased. Appropriate precautions should be taken (see **PRECAUTIONS**).

Maximum Dose

Daily doses of more than 12 mg are not recommended.

Dosage Interval

Once-a-day therapy is usually satisfactory. Some patients, particularly those receiving more than 6 mg daily, may have a more satisfactory response with twice-a-day dosage.

Specific Patient Populations

Glyburide tablets (micronized), USP are not recommended for use in pregnancy or for use in pediatric patients.

In elderly patients, debilitated or malnourished patients, and patients with impaired renal or hepatic function, the initial and maintenance dosing should be conservative to avoid hypoglycemic reactions (see **PRECAUTIONS**).

HOW SUPPLIED

Glyburide tablets (micronized), USP are supplied as follows:

Glyburide tablets (micronized), USP 1.5 mg are white, oval-shaped, flat face, beveled-edge, compressed tablets, debossed with **1.5 | 034** on one side and stylized **N** on the reverse. They are supplied as follows:

NDC 0093-8034-01 bottles of 100

Glyburide tablets (micronized), USP 3 mg are pale-blue colored, oval-shaped, flat face, beveled-edge, compressed tablets, debossed with **3 | 035** on one side and stylized **N** on the reverse. They are supplied as follows:

NDC 0093-8035-01 bottles of 100

NDC 0093-8035-05 bottles of 500

NDC 0093-8035-50 bottles of 5000

Glyburide tablets (micronized), USP 6 mg are dark-blue colored, oval-shaped, flat face, beveled-edge, compressed tablets, debossed with **6 | 036** on one side and stylized **N** on the reverse. They are supplied as follows:

NDC 0093-8036-01 bottles of 100

The glyburide tablet (micronized), USP can be easily divided in half for a more flexible dosing regimen. Press gently on the score and the tablet will split in even halves.

Store at 20° to 25°C (68° to 77°F) [See USP Controlled Room Temperature]. Dispense in a tight, light-resistant container with safety closure. Keep container tightly closed.

Manufactured In Canada By:

TEVA CANADA LIMITED

Toronto, Canada M1B 2K9

Manufactured For:

TEVA PHARMACEUTICALS USA


Sellersville, PA 18960

Rev. J 7/2012


PRINCIPAL DISPLAY PANEL

NDC 66336-0712-XX

BULK SOURCE DATA
MFD. FOR: TEVA PHARMACEUTICALS USA
SELLERSVILLE, PA 18960
PRODUCT ID:
DARK-BLUE OVAL FLAT FACE
BEVELED-EDGE COMPRESSED
TABLET DEBOSSED 6 036 / N
BULK SOURCE NDC: 00093-8036-01
MFR. LOT: XXXXXXX
PEDIGREE #: 24798692
DISPENSE IN THIS
TIGHT/LIGHT RESISTANT CONTAINER



**TAKE _ TABLET(S) ORALLY
_ TIMES A DAY AS DIRECTED
BY YOUR DOCTOR. TAKE WITH
YOUR FIRST MEAL OF THE DAY.
AVOID ALCOHOL. MAY CAUSE
PHOTOSENSITIVITY.**



GLYBURIDE 6 mg
(MICRONIZED)
XX TABLETS
NDC 66336-0712-XX
PRODUCT #590- XX

EACH TABLET CONTAINS:
GLYBURIDE USP 6 mg

LOT# SAMPLE EXP: 00-00 Rx # 32908827
RX ONLY


Rev. Date: 05/13

**WARNING: KEEP OUT OF
CHILDREN'S REACH
STORE AT 68°- 77° F. SEE USP.**

590- XX NDC 66336-0712- XX
GLYBURIDE 6 mg (MICRONIZED)
XX TABLETS
LOT # SAMPLE EXP: 00-00
MN 00093-8036-01 RX# 32908827

590- XX NDC 66336-0712- XX
GLYBURIDE 6 mg (MICRONIZED)
XX TABLETS
LOT # SAMPLE EXP: 00-00
MN 00093-8036-01 RX# 32908827

590- XX NDC 66336-0712- XX
GLYBURIDE 6 mg (MICRONIZED)
XX TABLETS
LOT # SAMPLE EXP: 00-00
MN 00093-8036-01 RX# 32908827



Packaged Exclusively By:
DISPENSING SOLUTIONS inc.
Santa Ana, CA 92704

Glyburide Tablets, USP (Micronized) 6 mg Label Text

NDC 66336-0712-XX

GLYBURIDE
Tablets, USP
(micronized)
6 mg

Rx only

TABLETS

TEVA

GLYBURIDE

glyburide tablet

Product Information			
Product Type	HUMAN PRESCRIPTION DRUG	Item Code (Source)	NDC:66336-712(NDC:0093-8036)
Route of Administration	ORAL		

Active Ingredient/Active Moiety		
Ingredient Name	Basis of Strength	Strength
GLYBURIDE (UNII: SX6K58TVWC) (GLYBURIDE - UNII: SX6K58TVWC)	GLYBURIDE	6 mg

Inactive Ingredients	
Ingredient Name	Strength
CELLULOSE, MICROCRYSTALLINE (UNII: OP1R32D61U)	
STARCH, CORN (UNII: O8232NY3SJ)	
SODIUM STARCH GLYCOLATE TYPE A POTATO (UNII: 5856J3G2A2)	
SILICON DIOXIDE (UNII: ETJ7Z6XBU4)	
MAGNESIUM STEARATE (UNII: 70097M6I30)	
FD&C BLUE NO. 1 (UNII: H3R47K3TBD)	
ALUMINUM OXIDE (UNII: LM26O6933)	
FD&C BLUE NO. 2 (UNII: L06K8R7DQK)	

Product Characteristics			
Color	BLUE (dark-blue)	Score	2 pieces
Shape	OVAL	Size	10mm
Flavor		Imprint Code	6;036;N
Contains			

Packaging				
#	Item Code	Package Description	Marketing Start Date	Marketing End Date
1	NDC:66336-712-90	90 in 1 BOTTLE		

Marketing Information			
Marketing Category	Application Number or Monograph Citation	Marketing Start Date	Marketing End Date
ANDA	ANDA074686	05/12/1999	

Labeler - Dispensing Solutions, Inc. (066070785)

Registrant - PSS World Medical, Inc. (101822682)

Establishment			
Name	Address	ID/FEI	Business Operations
Dispensing Solutions, Inc.		066070785	relabel(66336-712) , repack(66336-712)

Revised: 6/2013

Dispensing Solutions, Inc.