

TUDORZA PRESSAIR- acclidinium bromide powder, metered AstraZeneca Pharmaceuticals LP

HIGHLIGHTS OF PRESCRIBING INFORMATION

These highlights do not include all the information needed to use TUDORZA PRESSAIR safely and effectively. See full prescribing information for TUDORZA PRESSAIR.

**TUDORZA® PRESSAIR® (acclidinium bromide inhalation powder)
FOR ORAL INHALATION ONLY
Initial U.S. Approval: 2012**

INDICATIONS AND USAGE

TUDORZA PRESSAIR is an anticholinergic indicated for the maintenance treatment of patients with chronic obstructive pulmonary disease (COPD). (1)

DOSAGE AND ADMINISTRATION

For oral inhalation only

- One inhalation of TUDORZA PRESSAIR 400 mcg twice daily. (2)

DOSAGE FORMS AND STRENGTHS

- Inhalation powder; The multi-dose device is a dry powder inhaler metering 400 mcg of acclidinium bromide per actuation. (3)

CONTRAINDICATIONS

- Severe hypersensitivity to milk proteins. (4)
- Hypersensitivity to any ingredient. (4)

WARNINGS AND PRECAUTIONS

- Not for acute use: Not for use as a rescue medication. (5.1)
- Paradoxical bronchospasm: Discontinue TUDORZA PRESSAIR and consider other treatments if paradoxical bronchospasm occurs. (5.2)
- Worsening of narrow-angle glaucoma may occur. Use with caution in patients with narrow-angle glaucoma and instruct patients to consult a physician immediately if this occurs. (5.3)
- Worsening of urinary retention may occur. Use with caution in patients with prostatic hyperplasia or bladder-neck obstruction and instruct patients to consult a physician immediately if this occurs. (5.4)
- Immediate hypersensitivity reactions: Discontinue TUDORZA PRESSAIR at once and consider alternatives if immediate hypersensitivity reactions, including angioedema, bronchospasm, or anaphylaxis occur. (5.5)

ADVERSE REACTIONS

Most common adverse reactions ($\geq 3\%$ incidence and greater than placebo) are headache, nasopharyngitis and cough. (6.1)

To report SUSPECTED ADVERSE REACTIONS, contact AstraZeneca at 1-800-236-9933 or FDA at 1-800-FDA-1088 or www.fda.gov/medwatch.

DRUG INTERACTIONS

Anticholinergics: May interact additively with concomitantly used anticholinergic medications. Avoid administrations of TUDORZA PRESSAIR with other anticholinergic-containing drugs. (7.2)

See 17 for PATIENT COUNSELING INFORMATION and FDA-approved patient labeling.

Revised: 2/2021

1 INDICATIONS AND USAGE**2 DOSAGE AND ADMINISTRATION****3 DOSAGE FORMS AND STRENGTHS****4 CONTRAINDICATIONS****5 WARNINGS AND PRECAUTIONS**

- 5.1 Not for Acute Use
- 5.2 Paradoxical Bronchospasm
- 5.3 Worsening of Narrow-Angle Glaucoma
- 5.4 Worsening of Urinary Retention
- 5.5 Immediate Hypersensitivity Reactions

6 ADVERSE REACTIONS

- 6.1 Clinical Trials Experience
- 6.2 Postmarketing Experience

7 DRUG INTERACTIONS

- 7.1 Sympathomimetics, Methylxanthines, Steroids
- 7.2 Anticholinergics

8 USE IN SPECIFIC POPULATIONS

- 8.1 Pregnancy
- 8.2 Lactation
- 8.4 Pediatric Use
- 8.5 Geriatric Use
- 8.6 Renal Impairment
- 8.7 Hepatic Impairment

10 OVERDOSAGE

- 10.1 Human Experience

11 DESCRIPTION**12 CLINICAL PHARMACOLOGY**

- 12.1 Mechanism of Action
- 12.2 Pharmacodynamics
- 12.3 Pharmacokinetics

13 NONCLINICAL TOXICOLOGY

- 13.1 Carcinogenesis, Mutagenesis, Impairment of Fertility

14 CLINICAL STUDIES

- 14.1 Chronic Obstructive Pulmonary Disease (COPD)

16 HOW SUPPLIED/STORAGE AND HANDLING**17 PATIENT COUNSELING INFORMATION**

* Sections or subsections omitted from the full prescribing information are not listed.

FULL PRESCRIBING INFORMATION**1 INDICATIONS AND USAGE**

TUDORZA® PRESSAIR® (aclidinium bromide inhalation powder) is indicated for the maintenance treatment of patients with chronic obstructive pulmonary disease (COPD).

2 DOSAGE AND ADMINISTRATION

The recommended dose of TUDORZA PRESSAIR is one oral inhalation of 400 mcg, twice daily (morning and evening approximately 12 hours apart).

3 DOSAGE FORMS AND STRENGTHS

Inhalation Powder. TUDORZA PRESSAIR is a breath-actuated multi-dose dry powder inhaler metering 400 mcg of acclidinium bromide per actuation.

4 CONTRAINDICATIONS

The use of TUDORZA PRESSAIR is contraindicated in the following conditions:

- Severe hypersensitivity to milk proteins [*see Warnings and Precautions (5.5)*]
- Hypersensitivity to acclidinium bromide or any of the excipients [*see Warnings and Precautions (5.5)*]

5 WARNINGS AND PRECAUTIONS

5.1 Not for Acute Use

TUDORZA PRESSAIR is intended as a twice-daily maintenance treatment for COPD and is not indicated for the initial treatment of acute episodes of bronchospasm (i.e., rescue therapy).

5.2 Paradoxical Bronchospasm

Inhaled medicines, including TUDORZA PRESSAIR, may cause paradoxical bronchospasm. If this occurs, treatment with TUDORZA PRESSAIR should be stopped and other treatments considered.

5.3 Worsening of Narrow-Angle Glaucoma

TUDORZA PRESSAIR should be used with caution in patients with narrow-angle glaucoma. Prescribers and patients should be alert for signs and symptoms of acute narrow-angle glaucoma (e.g., eye pain or discomfort, blurred vision, visual halos, or colored images in association with red eyes from conjunctival congestion and corneal edema). Instruct patients to consult a physician immediately should any of these signs or symptoms develop.

5.4 Worsening of Urinary Retention

TUDORZA PRESSAIR should be used with caution in patients with urinary retention. Prescribers and patients should be alert for signs and symptoms of prostatic hyperplasia or bladder-neck obstruction (e.g., difficulty passing urine, painful urination). Instruct patients to consult a physician immediately should any of these signs or symptoms develop.

5.5 Immediate Hypersensitivity Reactions

Immediate hypersensitivity reactions, including anaphylaxis, angioedema (including swelling of the lips, tongue, or throat), urticaria, rash, bronchospasm, or itching, have occurred after administration of TUDORZA PRESSAIR. If such a reaction occurs, therapy with TUDORZA PRESSAIR should be stopped at once and alternative treatments should be considered.

6 ADVERSE REACTIONS

The following adverse reactions are described in greater detail in other sections:

- Paradoxical bronchospasm [see *Warnings and Precautions (5.2)*]
- Worsening of narrow-angle glaucoma [see *Warnings and Precautions (5.3)*]
- Worsening of urinary retention [see *Warnings and Precautions (5.4)*]
- Immediate hypersensitivity reactions [see *Warnings and Precautions (5.5)*]

6.1 Clinical Trials Experience

Because clinical trials are conducted under widely varying conditions, adverse reaction rates observed in the clinical trials of a drug cannot be directly compared to rates in the clinical trials of another drug and may not reflect the rates observed in practice.

3-Month and 6-Month Trials

TUDORZA PRESSAIR was studied in two 3-month (Trials B and C) and one 6-month (Trial D) placebo-controlled trials in patients with COPD. In these trials, 636 patients were treated with TUDORZA PRESSAIR at the recommended dose of 400 mcg twice daily.

The population had a mean age of 64 years (ranging from 40 to 89 years), with 58% males, 94% Caucasian, and had COPD with a mean pre-bronchodilator forced expiratory volume in one second (FEV₁) percent predicted of 48%. Patients with unstable cardiac disease, narrow-angle glaucoma, or symptomatic prostatic hypertrophy or bladder outlet obstruction were excluded from these trials.

Table 1 shows all adverse reactions that occurred with a frequency of greater than or equal to 1% in the TUDORZA PRESSAIR group in the two 3-month and one 6-month placebo-controlled trials where the rates in the TUDORZA PRESSAIR group exceeded placebo.

Table 1: Adverse Reactions (% Patients) in Placebo-Controlled Clinical Trials

Adverse Reactions Preferred Term	Treatment	
	TUDORZA PRESSAIR	Placebo
	(N=636) n (%)	(N=640) n (%)
Headache	42 (6.6)	32 (5.0)
Nasopharyngitis	35 (5.5)	25 (3.9)
Cough	19 (3.0)	14 (2.2)
Diarrhea	17 (2.7)	9 (1.4)
Sinusitis	11 (1.7)	5 (0.8)
Rhinitis	10 (1.6)	8 (1.2)
Toothache	7 (1.1)	5 (0.8)

Fall	7 (1.1)	3 (0.5)
Vomiting	7 (1.1)	3 (0.5)

In addition, among the adverse reactions observed in the clinical trials with an incidence of less than 1% were diabetes mellitus, dry mouth, 1st degree AV block, osteoarthritis, cardiac failure, and cardio-respiratory arrest.

Long-term Safety Trials

TUDORZA PRESSAIR was studied in three long-term safety trials, two double blind and one open label, ranging from 40 to 52 weeks in patients with moderate to severe COPD. Two of these trials were extensions of the 3-month trials, and one was a dedicated long-term safety trial. In these trials, 891 patients were treated with TUDORZA PRESSAIR at the recommended dose of 400 mcg twice daily. The demographic and baseline characteristics of the long-term safety trials were similar to those of the placebo-controlled trials. The adverse events reported in the long-term safety trials were similar to those occurring in the placebo-controlled trials of 3 to 6 months. No new safety findings were reported compared to the placebo-controlled trials.

Long-Term Trial of up to 3-Years

In a long-term safety trial with 3630 moderate to very severe COPD patients with previous major cardiac events or cardiovascular risk factors at baseline, the adverse reactions reported with a frequency $\geq 2\%$ in the TUDORZA PRESSAIR group in which the exposure-adjusted incidence rate exceeds the placebo group were nausea, back pain, cough, hypertension, sinusitis, constipation, arthralgia, anemia, muscle spasms, cardiac failure congestive, cellulitis, and gastroesophageal reflux disease. No other new adverse reactions were identified.

6.2 Postmarketing Experience

The following adverse reactions have been identified during postapproval use of drug TUDORZA PRESSAIR. Because these reactions are reported voluntarily from a population of uncertain size, it is not always possible to reliably estimate their frequency or establish a causal relationship to drug exposure.

In postmarketing experience with TUDORZA PRESSAIR, immediate hypersensitivity reactions, including anaphylaxis, angioedema (including swelling of the lips, tongue, or throat), urticaria, rash, bronchospasm, or itching have been reported. Additionally, nausea, dysphonia, blurred vision, urinary retention, tachycardia, and stomatitis have been observed.

7 DRUG INTERACTIONS

In vitro studies suggest limited potential for CYP450-related metabolic drug interactions, thus no formal drug interaction studies have been performed with TUDORZA PRESSAIR [see *Clinical Pharmacology* (12.3)].

7.1 Sympathomimetics, Methylxanthines, Steroids

In clinical studies, concurrent administration of acclidinium bromide and other drugs commonly used in the treatment of COPD including sympathomimetics (short-acting

beta₂ agonists), methylxanthines, and oral and inhaled steroids showed no increases in adverse drug reactions.

7.2 Anticholinergics

There is a potential for an additive interaction with concomitantly used anticholinergic medications. Therefore, avoid coadministration of TUDORZA PRESSAIR with other anticholinergic-containing drugs as this may lead to an increase in anticholinergic effects.

8 USE IN SPECIFIC POPULATIONS

8.1 Pregnancy

Risk Summary

There are no adequate and well controlled studies of TUDORZA PRESSAIR in pregnant women to inform drug associated risks.

No adverse developmental effects were seen with inhalation administration of acclidinium bromide to pregnant rats and rabbits during organogenesis at 15 or 20 times, respectively, the maximum recommended human daily inhaled dose (MRHDID). However, reduced pup weights were seen when pregnant rats continued inhalation administration through lactation at 5 times the MRHDID of acclidinium bromide. Adverse developmental effects occurred when rabbits were orally dosed with acclidinium bromide at approximately 1,400 times the MRHDID [see *Data*].

The estimated background risk of major birth defects and miscarriage of the indicated populations is unknown. In the U.S. general population, the estimated background risk of major birth defects and miscarriage in clinically recognized pregnancies is 2% to 4% and 15% to 20%, respectively.

Data

Animal Data

In an embryo-fetal development study in pregnant rats dosed during the period of organogenesis from gestation days 6-17, no evidence of structural alterations was observed at approximately 15 times the MRHDID [based on summed AUCs of acclidinium bromide and its metabolites at inhaled doses less than or equal to 5.0 mg/kg/day]. However, in a pre- and post-natal development study, decreased pup weights were observed when pregnant rats were exposed from gestation day 6 and continuing during the lactation period at approximately 5 times the MRHDID [based on summed AUCs of acclidinium bromide and its metabolites at inhaled doses greater than or equal to 0.2 mg/kg/day]. Maternal toxicity was also observed at inhaled doses greater than or equal to 0.2 mg/kg/day.

In an embryo-fetal development study in pregnant Himalayan rabbits administered inhaled doses of acclidinium bromide during the period of organogenesis from gestation days 6-19, no evidence of structural alterations was observed at approximately 20 times the MRHDID [based on summed AUCs of acclidinium bromide and its metabolites at inhaled doses less than or equal to 3.6 mg/kg/day]. However, in another embryo-fetal development study in pregnant Himalayan rabbits dosed orally from gestation days 6-19, increased incidences of additional liver lobes (3-5%), as compared to 0% in the

control group, were observed at approximately 1,400 times the MRHDID [based on summed AUCs of aclidinium bromide and its metabolites at oral doses greater than or equal to 150 mg/kg/day], and decreased fetal body weights were observed at approximately 2,300 times the MRHDID [based on summed AUCs of aclidinium bromide and its metabolites at oral doses greater than or equal to 300 mg/kg/day]. These fetal findings were observed in the presence of maternal toxicity.

8.2 Lactation

Risk Summary

There are no available data on the effects of TUDORZA PRESSAIR or aclidinium bromide on the breastfed child or on milk production or presence in human milk. Acclidinium bromide is present in milk of lactating female rats [see *Data*]. When a drug is present in animal milk, it is likely that the drug will be present in human milk. The developmental and health benefits of breastfeeding should be considered along with the mother's clinical need for TUDORZA PRESSAIR and any potential adverse effects on the breastfed child from TUDORZA PRESSAIR or from the underlying maternal condition.

Data

In a pharmacokinetic study, levels of radioactivity in milk and plasma in rats were measured after a single intravenous dose of 1 mg/kg of radiolabeled acclidinium bromide on approximately post-natal day 14 [see *Use in Specific Populations (8.1)*]. The maximum concentration of radioactivity [¹⁴C-acclidinium] in milk was measured at 6 hours post-dose and was found to be 10-14 times higher than in plasma.

8.4 Pediatric Use

TUDORZA PRESSAIR is approved for use in the maintenance treatment of bronchospasm associated with COPD. COPD does not normally occur in children. The safety and effectiveness of TUDORZA PRESSAIR in pediatric patients have not been established.

8.5 Geriatric Use

Of the 636 COPD patients exposed to TUDORZA PRESSAIR 400 mcg twice daily for up to 24 weeks in three placebo-controlled clinical trials, 197 were less than 60 years, 272 were greater than or equal to 60 to less than 70 years, and 167 were greater than or equal to 70 years of age. No overall differences in safety or effectiveness were observed between these subjects and younger subjects. Other reported clinical experience has not identified differences in responses between the elderly and younger patients, but greater sensitivity of some older individuals cannot be ruled out. Based on available data for TUDORZA PRESSAIR, no adjustment of dosage in geriatric patients is warranted [see *Clinical Pharmacology (12.3)*].

8.6 Renal Impairment

The pharmacokinetics of TUDORZA PRESSAIR were investigated in subjects with normal renal function and in subjects with mild, moderate, and severe renal impairment [see *Clinical Pharmacology (12.3)*]. No clinically significant differences in acclidinium pharmacokinetics were noted between these populations. Based on available data for TUDORZA PRESSAIR, no adjustment of dosage in renally impaired subjects is warranted.

8.7 Hepatic Impairment

The effects of hepatic impairment on the pharmacokinetics of TUDORZA PRESSAIR were not studied [see *Clinical Pharmacology* (12.3)].

10 OVERDOSAGE

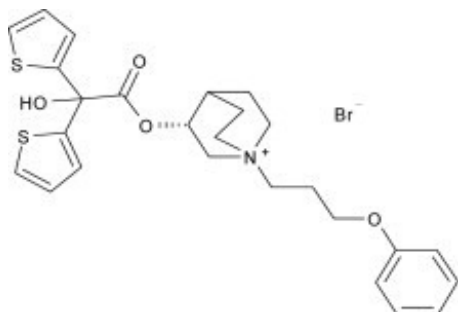
10.1 Human Experience

No case of overdose has been reported in clinical studies with TUDORZA PRESSAIR. There were no systemic anticholinergic or other adverse effects following a single inhaled dose of up to 6,000 mcg acclidinium bromide (7.5 times the RHDD) in 16 healthy volunteers.

11 DESCRIPTION

TUDORZA PRESSAIR consists of a dry powder formulation of acclidinium bromide for oral inhalation only.

Acclidinium bromide, the active component of TUDORZA PRESSAIR is an anticholinergic with specificity for muscarinic receptors. Acclidinium bromide is a synthetic, quaternary ammonium compound, chemically described as 1-azoniabicyclo[2.2.2]octane, 3-[(hydroxydi-2-thienylacetyl)oxy]-1-(3-phenoxypropyl)-, bromide, (3R)-. The structural formula is:



Acclidinium bromide is a white powder with a molecular formula of $C_{26}H_{30}NO_4S_2Br$ and a molecular mass of 564.56. It is very slightly soluble in water and ethanol and sparingly soluble in methanol.

TUDORZA PRESSAIR is a breath-actuated multi-dose dry powder inhaler. Each actuation of TUDORZA PRESSAIR provides a metered dose of 13 mg of the formulation which contains lactose monohydrate (which may contain milk proteins) as the carrier and 400 mcg of acclidinium bromide (equivalent to 343 mcg of acclidinium). This results in delivery of 375 mcg acclidinium bromide (equivalent to 322 mcg of acclidinium) from the mouthpiece, based on *in vitro* testing at an average flow rate of 63 L/min with constant volume of 2 L. The amount of drug delivered to the lungs will vary depending on patient factors such as inspiratory flow rate and inspiratory time.

12 CLINICAL PHARMACOLOGY

12.1 Mechanism of Action

Acidinium bromide is a long-acting antimuscarinic agent, which is often referred to as an anticholinergic. It has similar affinity to the subtypes of muscarinic receptors M₁ to M₅. In the airways, it exhibits pharmacological effects through inhibition of M₃ receptor at the smooth muscle leading to bronchodilation. The competitive and reversible nature of antagonism was shown with human and animal origin receptors and isolated organ preparations. In preclinical *in vitro* as well as *in vivo* studies, prevention of acetylcholine-induced bronchoconstriction effects was dose-dependent and lasted longer than 24 hours. The clinical relevance of these findings is unknown. The bronchodilation following inhalation of acidinium bromide is predominantly a site-specific effect.

12.2 Pharmacodynamics

Cardiovascular Effects

In a thorough QT Study, 200 mcg and 800 mcg TUDORZA PRESSAIR was administered to healthy volunteers once daily for 3 days; no effects on prolongation of QT interval were observed using QTcF heart-rate correction methods.

Additionally, the effect of TUDORZA PRESSAIR on cardiac rhythm was assessed in 336 COPD patients, 164 patients received acidinium bromide 400 mcg twice daily and 172 patients received placebo, using 24-hr Holter monitoring. No clinically significant effects on cardiac rhythm were observed.

12.3 Pharmacokinetics

Absorption

The absolute bioavailability of acidinium bromide is approximately 6% in healthy volunteers. Following twice-daily oral inhalation administration of 400 mcg acidinium bromide in healthy subjects, peak steady state plasma levels were observed within 10 minutes after inhalation.

Distribution

Acidinium bromide shows a volume of distribution of approximately 300 L following intravenous administration of 400 mcg in humans.

Metabolism

Clinical pharmacokinetics studies, including a mass balance study, indicate that the major route of metabolism of acidinium bromide is hydrolysis, which occurs both chemically and enzymatically by esterases. Acidinium bromide is rapidly and extensively hydrolyzed to its alcohol and dithienylglycolic acid derivatives, neither of which binds to muscarinic receptors and are devoid of pharmacologic activity.

Therefore, due to the low plasma levels achieved at the clinically relevant doses, acidinium bromide and its metabolites are not expected to alter the disposition of drugs metabolized by the human CYP450 enzymes.

Elimination

Total clearance was approximately 170 L/h after an intravenous dose of acidinium bromide in young healthy volunteers with an inter-individual variability of 36%.

Intravenously administered radiolabeled acridinium bromide was administered to healthy volunteers and was extensively metabolized with 1% excreted as unchanged acridinium. Approximately 54% to 65% of the radioactivity was excreted in urine and 20% to 33% of the dose was excreted in feces. The combined results indicated that almost the entire acridinium bromide dose was eliminated by hydrolysis. After dry powder inhalation, urinary excretion of acridinium is about 0.09% of the dose and the estimated effective half-life is 5 to 8 hours.

Drug Interactions

Formal drug interaction studies were not performed. *In vitro* studies using human liver microsomes indicated that acridinium bromide and its major metabolites do not inhibit CYP450, 1A2, 2A6, 2B6, 2C8, 2C9, 2C19, 2D6, 2E1, 3A4/5, or 4A9/11 at concentrations up to 1,000-fold higher than the maximum plasma concentration that would be expected to be achieved at the therapeutic dose. Therefore, it is unlikely that acridinium bromide causes CYP450 related drug interactions [see *Drug Interactions (7)*].

Specific Populations

Elderly Patients

The pharmacokinetic profile of acridinium bromide and its main metabolites was assessed in 12 elderly COPD patients (aged 70 years or older) compared to a younger cohort of 12 COPD patients (40-59 years) that were administered 400 mcg acridinium bromide once daily for 3 days via inhalation. No clinically significant differences in systemic exposure (AUC and C_{max}) were observed when the two groups were compared. No dosage adjustment is necessary in elderly patients [see *Use in Specific Populations (8.5)*].

Renal Impairment

The impact of renal disease upon the pharmacokinetics of acridinium bromide was studied in 18 subjects with mild, moderate, or severe renal impairment. Systemic exposure (AUC and C_{max}) to acridinium bromide and its main metabolites following single doses of 400 mcg acridinium bromide was similar in renally impaired patients compared with 6 matched healthy control subjects. No dose adjustment is necessary in renally impaired patients [see *Use in Specific Populations (8.6)*].

Hepatic Impairment

The effects of hepatic impairment on the pharmacokinetics of acridinium bromide were not studied. However, hepatic insufficiency is not expected to have relevant influence on acridinium bromide pharmacokinetics, since it is predominantly metabolized by chemical and enzymatic hydrolysis to products that do not bind to muscarinic receptors [see *Use in Specific Populations (8.7)*].

13 NONCLINICAL TOXICOLOGY

13.1 Carcinogenesis, Mutagenesis, Impairment of Fertility

Two-year inhalation studies were conducted in mice and rats to assess the carcinogenic potential of acridinium bromide. No evidence of tumorigenicity was observed in rats and mice at acridinium doses up to 0.20 and 2.4 mg/kg/day, respectively [approximately 10 and 80 times the Maximum Recommended Human Daily Inhalation Dose (MRHDID), respectively, based on summed AUCs of acridinium bromide and its metabolites].

Acridinium bromide was positive in the *in vitro* bacterial gene mutation assay and the *in vitro* thymidine locus mouse lymphoma assay. However, acridinium bromide was negative in the *in vivo* mouse micronucleus assay and the *in vivo/in vitro* unscheduled DNA synthesis assay with rat liver.

Acridinium bromide impaired several fertility and reproductive performance indices (increased number of days to mate, decreased conception rate, decreased number of corpora lutea, increased pre-implantation loss with consequent decreased number of implantations, and live embryos) in both male and female rats administered inhaled doses greater than or equal to 0.8 mg/kg/day [approximately 15 times the MRHDID based on summed AUCs of acridinium bromide and its metabolites]. These adverse fertility effects were observed in the presence of paternal toxicity as evidenced by mortality and decreased body weight gain. However, there were no effects on mating index and sperm number and morphology. In the separate fertility assessments (treated males mated with untreated females; treated females mated with untreated males), no effect was observed in male and female rats at inhaled doses of 1.9 and 0.8 mg/kg/day, respectively [approximately 30 and 15 times the MRHDID, respectively, based on summed AUCs of acridinium bromide and its metabolites].

14 CLINICAL STUDIES

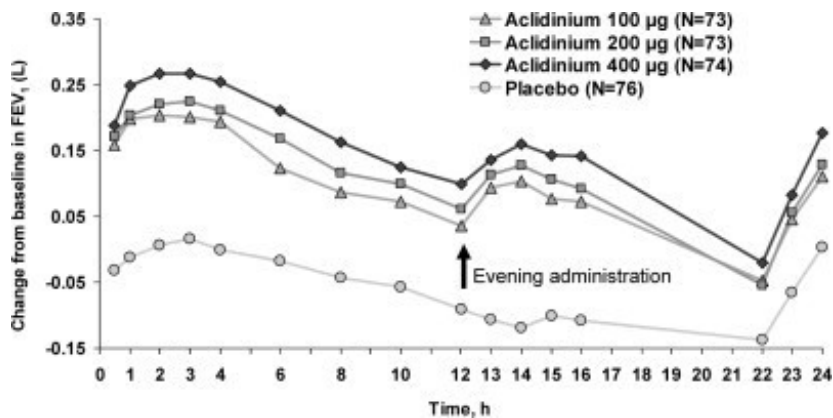
14.1 Chronic Obstructive Pulmonary Disease (COPD)

The TUDORZA PRESSAIR clinical development program included a dose-ranging trial (Trial A) for nominal dose selection and three confirmatory lung function trials (Trials B, C, and D). Two additional lung function trials (Trials E and F) of acridinium bromide alone and as part of a fixed-dose combination product also provided information on the effect of TUDORZA PRESSAIR on the St. George's Respiratory Questionnaire (SGRQ) total score compared to placebo. A long-term study of up to 3 years (Trial G) evaluated the effect of TUDORZA PRESSAIR on major adverse cardiovascular events and on COPD exacerbations.

Dose-ranging trial

Trial A (NCT01120093) was a randomized, double-blind, placebo-controlled, active-controlled, crossover trial with 7-day treatment periods separated by 5-day washout periods. Trial A enrolled 79 patients who had a clinical diagnosis of COPD were 40 years of age or older, had a history of smoking at least 10 pack-years, had a forced expiratory volume in one second (FEV₁) of at least 30% and less than 80% of predicted normal value, and a ratio of FEV₁ over forced vital capacity (FEV₁/FVC) of less than 0.7. Trial A included TUDORZA PRESSAIR doses of 400 mcg, 200 mcg, and 100 mcg twice daily, formoterol active control, and placebo. Trial A demonstrated that the effect on trough FEV₁ and serial FEV₁ in patients treated with the TUDORZA PRESSAIR 100 mcg twice daily and 200 mcg twice daily doses was lower compared to patients treated with the TUDORZA PRESSAIR 400 mcg twice daily dose (Figure 1).

Figure 1: Change from baseline in FEV₁ Over Time (prior to and after administration of study drug) at Week 1 in Trial A



Confirmatory trials

Trials B (NCT00891462), C (NCT01045161), and D (NCT01001494) were three randomized, double-blind, placebo-controlled trials in patients with COPD. Trials B and C were 3 months in duration, and Trial D was 6 months in duration. These trials enrolled 1,276 patients who had a clinical diagnosis of COPD, including chronic bronchitis and emphysema, were 40 years of age or older, had a history of smoking at least 10 pack-years, had an FEV₁ of at least 30% and less than 80% of predicted normal value, and a ratio of FEV₁/FVC of less than 0.7; 59% were male, and 93% were Caucasian.

These clinical trials evaluated TUDORZA PRESSAIR 400 mcg twice daily (636 patients) and placebo (640 patients). TUDORZA PRESSAIR 400 mcg resulted in statistically significantly greater bronchodilation as measured by change from baseline in morning pre-dose FEV₁ at 12 weeks (the primary efficacy endpoint) compared to placebo in all three trials (Table 2).

Table 2: Change from Baseline in Trough FEV₁ (L) at Week 12

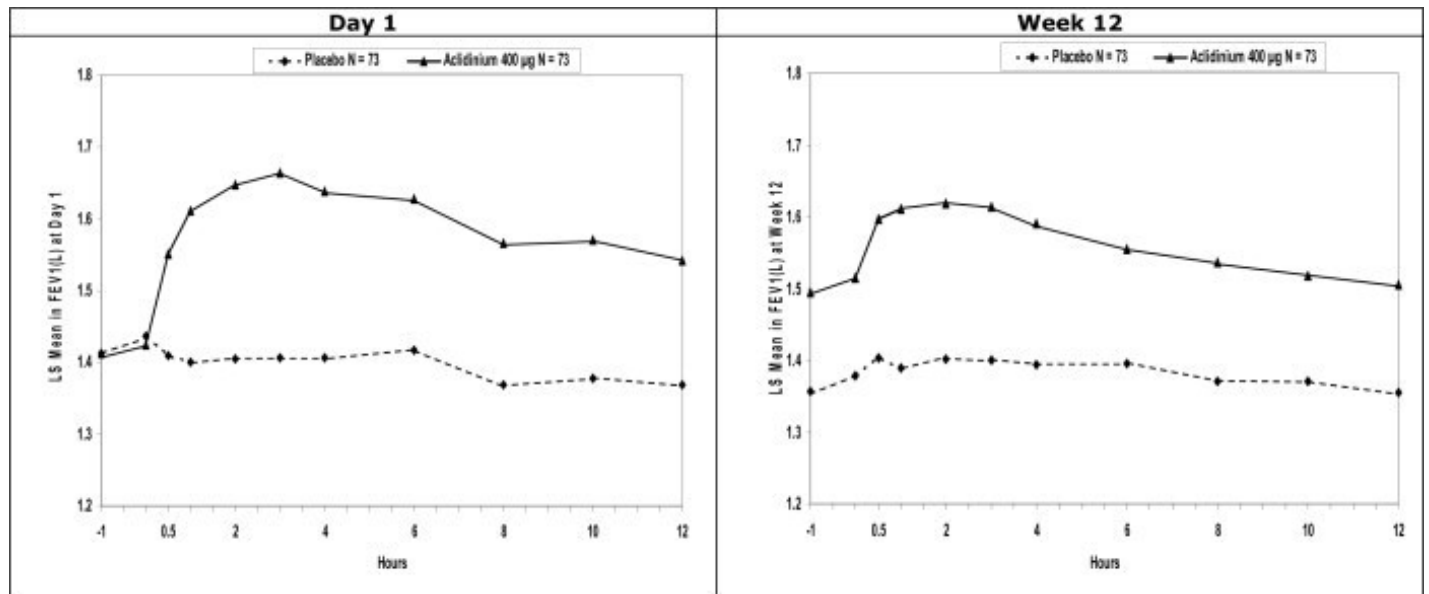
Treatment Arm	Baseline	Change from Baseline LS Mean (SE)	Treatment Difference LS Mean (95% CI)
Trial B (N=375)			
Acclidinium 400 mcg	1.33	0.10 (0.01)	0.12 (0.08, 0.16)
Placebo	1.38	-0.02 (0.02)	
Trial C (N=359)			
Acclidinium 400 mcg	1.25	0.06 (0.02)	0.07 (0.03, 0.12)
Placebo	1.46	-0.01 (0.02)	
Trial D* (N=542)			
Acclidinium 400 mcg	1.51	0.06 (0.02)	0.11 (0.07, 0.14)
Placebo	1.50	-0.05 (0.02)	

SE=standard error, and LS mean=least square mean. LS mean, and 95% confidence interval were obtained from an ANCOVA model with change from baseline in trough FEV₁ as response, with treatment group and sex as factors and baseline trough FEV₁ and age as covariates.

* In the 6-month Trial D, placebo adjusted change from baseline in Trough FEV₁ at 24 weeks was 0.13 (0.09, 0.17).

Serial spirometric evaluations were performed throughout daytime hours in a subset of patients in the three trials. The serial FEV₁ values over 12 hours for one of the 3-month trials (Trial B) are displayed in Figure 2. Results for the other two placebo-controlled trials were similar to the results for Trial B. Improvement of lung function was maintained for 12 hours after a single dose and was consistent over the 3- or 6-month treatment period.

Figure 2: Mean FEV₁ Over Time (prior to and after administration of study drug) on Day 1 and Week 12 in Subset of Patients Participating in the 12 hours Serial Spirometry Substudy for Trial B (a 3-month Placebo-Controlled Study)



Mean peak improvements in FEV₁, for TUDORZA PRESSAIR relative to baseline were assessed in all patients in trials B, C, and D after the first dose on Day 1 and were similar at Week 12. In Trials B and D, but not in Trial C, patients treated with TUDORZA PRESSAIR used less daily rescue albuterol during the trial compared to patients treated with placebo.

Trials E (NCT01437397) and F (NCT01462942) were two randomized, double-blind, placebo-controlled trials of an acridinium bromide-containing fixed-dose combination product and its components compared to placebo in patients with COPD, including chronic bronchitis and emphysema. Trials E and F were 6 months in duration. These trials enrolled 3421 patients who had a clinical diagnosis of COPD, were 40 years of age or older, had a history of smoking at least 10 pack-years, had an FEV₁ of at least 30% and less than 80%, and a ratio of FEV₁/FVC less than 0.7; 60.5% were male, 94.1% were Caucasian.

The St. George's Respiratory Questionnaire (SGRQ) was assessed in Trials D, E, and F at 6 months. In Trial D, the SGRQ responder rate (defined as an improvement in score of 4 or more as threshold) was 54.3% in TUDORZA PRESSAIR compared to 39.5% in placebo, with odds ratio of 1.77 (95% CI 1.25, 2.52). In Trial E, the SGRQ responder rate in the TUDORZA PRESSAIR group was 54.5% compared to 38.7% in the placebo group, with odds ratio of 2.18 (95% CI 1.37, 3.48). In Trial F, the SGRQ responder rate in the

TUDORZA PRESSAIR group was 53.5% compared to 53.2% in the placebo group, with odds ratio of 0.99 (95% CI 0.6, 1.64).

Long Term Safety and Efficacy Trial of up to 3-years

Trial G (NCT01966107) was a randomized, double-blind, placebo-controlled study of up to 36 months that evaluated the effect of TUDORZA PRESSAIR on major adverse cardiovascular events and COPD exacerbations in patients with moderate to very severe COPD with and without a history of COPD exacerbations.

The trial enrolled 3630 patients with COPD, including chronic bronchitis and emphysema, between 40 and 91 years of age, 58.7% were male and 90.7% were Caucasian, with a mean post-bronchodilator FEV1 of 47.9% of predicted value. All patients had a history of cardiovascular or cerebrovascular disease and/or significant cardiovascular risk factors. All patients had moderate to very severe COPD. 60.1% of patients had at least one prior moderate or severe COPD exacerbation within the past 12 months from the screening visit, and 39.9% had no history of a moderate or severe COPD exacerbation within the past 12 months.

Approximately 48% of enrolled patients had a prior history of at least 1 documented previous CV event; cerebrovascular disease (13.1%), coronary artery disease (35.4%), peripheral vascular disease or history of claudication (13.6%); 63.6% of them were on long-acting β 2-adrenergic agonist (LABA or LABA/inhaled corticosteroid (ICS) maintenance therapy at study entry (LABA only 6.3%, LABA/ICS 57.3%)). The majority of patients had moderate (45.1%) or severe (40.2%) airflow obstruction.

The primary safety endpoint was the time to first occurrence of a major adverse cardiovascular event (MACE), defined as any of the following adjudicated events: cardiovascular death, non-fatal myocardial infarction (MI), or non-fatal ischemic stroke. The study was designed to exclude a pre-specified risk margin of 1.8 for the hazard ratio of MACE.

The results of Trial G, including each component event of the primary composite endpoint, are shown in Table 3. The proportion of patients with at least one MACE was 3.9% in the TUDORZA PRESSAIR group compared to 4.2% in the placebo group. The incidence rate of MACE was 2.4 per 100 patient-years on TUDORZA PRESSAIR vs. 2.8 per 100 patient-years on placebo. The estimated hazard ratio of MACE associated with TUDORZA PRESSAIR relative to placebo was 0.89 with a 95% confidence interval of (0.64, 1.23). The upper bound of this confidence interval, 1.23, excluded a risk margin larger than 1.8. TUDORZA PRESSAIR was non-inferior to placebo for risk of major adverse cardiovascular events.

Table 3: Primary Analysis of Adjudicated Major Adverse Cardiovascular Events (MACE)

	TUDORZA PRESSAIR		Placebo		Hazard Ratio (95% CI)
	N = 1791	Total PY = 2828.9	N = 1798	Total PY = 2748.1	
	Subjects with Events (%)	Rate per 100 PY	Subjects with Events (%)	Rate per 100 PY	

MACE	69 (3.9%)	2.4	76 (4.2%)	2.8	0.89 (0.64, 1.23)
Component Events*					
CV Death	26 (1.5%)		19 (1.1%)		
Non-fatal MI	28 (1.6%)		38 (2.1%)		
Non-fatal Ischemic Stroke	18 (1.0%)		24 (1.3%)		

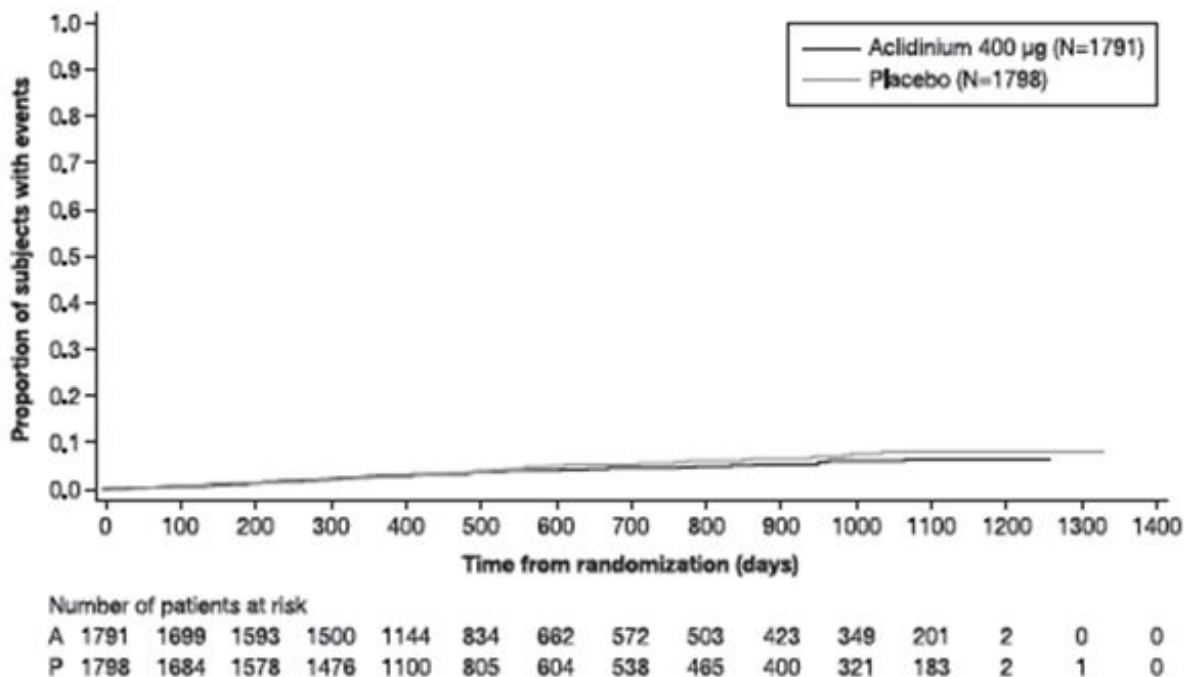
* A patient may have experienced more than one component; therefore, the sum of the components is larger than the number of patients who experienced the composite outcome

The study was powered to rule out a hazard ratio of 1.8 in time to first MACE in TUDORZA PRESSAIR-treated patients relative to placebo.

MACE: major adverse cardiovascular event; CV: cardiovascular; MI: myocardial infarction; PY: patient-years; CI: confidence interval

The Kaplan-Meier-based cumulative event probability is presented in Figure 3 for time to first occurrence of the primary MACE composite endpoint by treatment arm.

Figure 3: Estimated Cumulative Incidence of First MACE

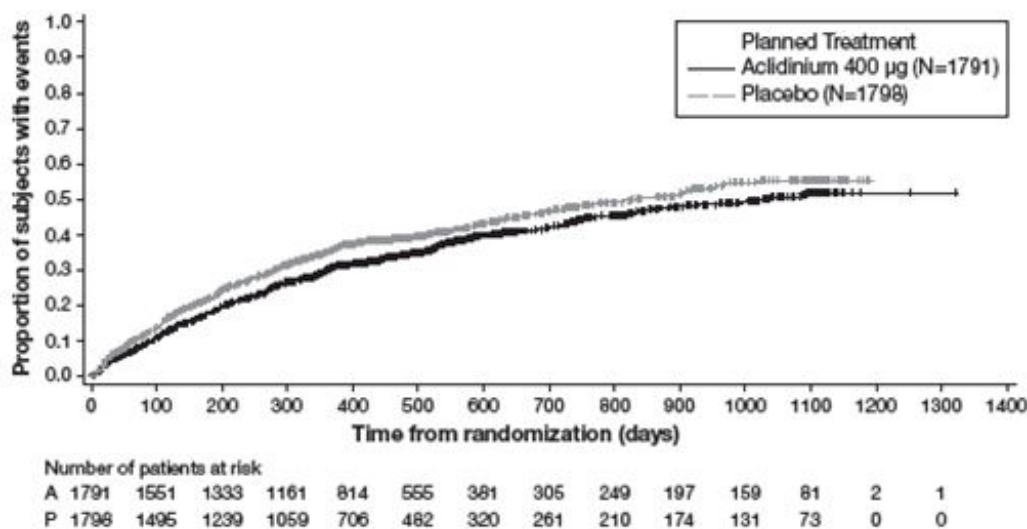


Exacerbations

Trial G also evaluated the effect of TUDORZA PRESSAIR 400 mcg BID on COPD exacerbations. The primary efficacy endpoint was the rate of moderate to severe exacerbations during the first year of treatment, defined as worsening of COPD symptoms (dyspnea, cough, sputum) for at least 2 consecutive days that required

treatment with antibiotics and/or systemic corticosteroids or resulted in hospitalization or led to death. In total, 54.3% of patients in Trial G completed the first year of treatment, with 9.8% patients treated less than 12 months due to study closure. TUDORZA PRESSAIR demonstrated a statistically significant reduction in the rate of on-study moderate to severe COPD exacerbations during the first year by 17% compared to placebo (rate ratio [RR] 0.83; 95% CI 0.73 to 0.94; $p=0.003$). TUDORZA PRESSAIR also demonstrated a statistically significant reduction in the rate of on-study hospitalizations due to COPD exacerbation during the first year by 28% compared with placebo (RR 0.72; 95% CI 0.55 to 0.95; $p=0.02$).

Figure 4: Time to first moderate or severe COPD exacerbation (days), on-study analysis, Kaplan-Meier plot (Full Analysis Set)



p-value for comparing Acclidinium 400 mcg versus Placebo is based on the Log-rank test stratified by baseline COPD severity and smoking status is $p = 0.004$.

The Kaplan-Meier curves indicate that the time to first on-study moderate or severe COPD exacerbation was delayed in the acclidinium 400 mcg group compared to the placebo group (see Figure 4). Patients in the acclidinium bromide 400 mcg group had a 15% relative reduction of the risk of an exacerbation (HR 0.85; 95% CI [0.77, 0.95], $p=0.004$).

16 HOW SUPPLIED/STORAGE AND HANDLING

TUDORZA[®] PRESSAIR[®] (acclidinium bromide inhalation powder) 400 mcg is supplied in a sealed bag and is available in 60 metered doses (NDC 0310-0800-60) and 30 metered doses (NDC 0310-0800-39).

The active ingredient is administered using a multi-dose dry powder inhaler, PRESSAIR[®], which delivers 60 doses or 30 doses of acclidinium bromide powder for oral inhalation. The PRESSAIR inhaler is a white and green colored device and is comprised of an assembled plastic dosing mechanism with a dose indicator, a drug-product storage unit containing the drug-product formulation, and a mouthpiece covered by a green protective cap.

Store TUDORZA PRESSAIR in a dry place at 25°C (77°F); excursions permitted to 15-30°C (59-86°F) [see USP Controlled Room Temperature]. Do not store the inhaler on a vibrating surface.

The PRESSAIR inhaler should be stored inside the sealed bag and only be opened immediately before use. Throw away the bag.

Throw away (dispose of) the PRESSAIR inhaler after the marking “0” with a red background shows in the middle of the dose indicator, when the device is empty and locks out, or 45 days after the date you opened the sealed bag that the inhaler comes in, whichever comes first.

Keep out of reach of children.

17 PATIENT COUNSELING INFORMATION

See FDA-approved Patient Labeling (Patient Information and Instructions for Use)

- **Acute Bronchospasm**

Instruct patients that TUDORZA PRESSAIR is a twice daily maintenance bronchodilator and should not be used for immediate relief of breathing problems (i.e., as a rescue medication) [see Warnings and Precautions (5.1)].

- **Paradoxical Bronchospasm**

Inform patients that TUDORZA PRESSAIR can cause paradoxical bronchospasm. Advise patients that if paradoxical bronchospasm occurs, patients should discontinue TUDORZA PRESSAIR [see Warnings and Precautions (5.2)].

- **Visual Effects**

Eye pain or discomfort, blurred vision, visual halos, or colored images in association with red eyes from conjunctival congestion and corneal edema may be signs of acute narrow-angle glaucoma. Inform patients to consult a physician immediately should any of these signs and symptoms develop. Advise patients that miotic eyedrops alone are not considered to be effective treatment [see Warnings and Precautions (5.3)].

Inform patients that care must be taken not to allow the powder to enter into the eyes as this may cause blurring of vision and pupil dilation.

- **Urinary Retention**

Difficulty passing urine and dysuria may be symptoms of new or worsening prostatic hyperplasia or bladder outlet obstruction. Patients should be instructed to consult a physician immediately should any of these signs or symptoms develop [see Warnings and Precautions (5.4)].

- **Immediate Hypersensitivity Reactions**

Inform patients that anaphylaxis, angioedema (including swelling of the lips, tongue, or throat), urticaria, rash, bronchospasm, or itching, may occur after administration of TUDORZA PRESSAIR. Advise patient to immediately discontinue treatment and consult a physician should any of these signs or symptoms develop [see Contraindications (4) and Warnings and Precautions (5.5)].

- **Instructions for Administering TUDORZA PRESSAIR**

It is important for patients to understand how to correctly use TUDORZA PRESSAIR.

Inform patients that if they miss a dose, they should take their next dose at

the usual time; they should not take 2 doses at one time.

Distributed by:
AstraZeneca Pharmaceuticals LP,
Wilmington, DE 19850

Under license of ALMIRALL, S.A.

TUDORZA[®] is a registered trademark of ALMIRALL, S.A. and **PRESSAIR**[®] is a registered trademark of the AstraZeneca group of companies.

© AstraZeneca 2019

Patient Information

TUDORZA[®] **PRESSAIR**[®] (TU-door-za PRESS-air)
(acclidinium bromide inhalation powder)

Important: For oral inhalation only. Do not get TUDORZA PRESSAIR in your eyes.

What is TUDORZA PRESSAIR?

- TUDORZA PRESSAIR is a prescription medicine to treat chronic obstructive pulmonary disease (COPD). COPD is a long-term (chronic) lung disease that includes chronic bronchitis, emphysema, or both.
- TUDORZA PRESSAIR is an anticholinergic medicine. Anticholinergic medicines help the muscles around the airways in your lungs stay relaxed to prevent symptoms such as wheezing, cough, chest tightness, and shortness of breath.
- TUDORZA PRESSAIR is **not** a rescue medicine and should not be used for treating sudden breathing problems. Your doctor should give you other medicine to use for sudden breathing problems.

It is not known if TUDORZA PRESSAIR is safe and effective in children.

Who should not use TUDORZA PRESSAIR?

Do not use TUDORZA PRESSAIR if you:

- have a severe allergy to milk proteins. Ask your doctor if you are not sure.
- are allergic to acclidinium bromide or any of the ingredients in TUDORZA PRESSAIR. See **“What are the ingredients in TUDORZA PRESSAIR?”** below for a complete list of ingredients.

What should I tell my doctor before using TUDORZA PRESSAIR?

Before you use TUDORZA PRESSAIR, tell your doctor about all your medical conditions, including if you:

- have eye problems, especially glaucoma. TUDORZA PRESSAIR may make your glaucoma worse.
- have prostate or bladder problems, or problems passing urine. TUDORZA PRESSAIR may make these problems worse.
- are pregnant or plan to become pregnant. It is not known if TUDORZA PRESSAIR can harm your unborn baby.
- are breast-feeding or plan to breast-feed. TUDORZA PRESSAIR may pass into your

breast milk. You and your doctor should decide if you will take TUDORZA PRESSAIR.

Tell your doctor about all the medicines you take, including prescription and over-the-counter medicines and eyedrops, vitamins, and herbal supplements. TUDORZA PRESSAIR and certain other medicines may interact with each other causing serious side effects. Especially tell your doctor if you take:

- other anticholinergic medicines (including tiotropium, ipratropium, umeclidinium, glycopyrrolate).
- atropine.

Know the medicines you take. Keep a list of them to show your doctor and pharmacist each time you get a new medicine.

How should I use TUDORZA PRESSAIR?

- **See the “Instructions for Use”** for information on how to use TUDORZA PRESSAIR at the end of this Patient Information.
- Use TUDORZA PRESSAIR exactly as prescribed. **Do not** use TUDORZA PRESSAIR more often than prescribed or take more medicine than prescribed for you.
- The usual dose of TUDORZA PRESSAIR is 1 oral inhalation 2 times a day. Each dose should be about 12 hours apart.
- If you miss a dose of TUDORZA PRESSAIR, skip the missed dose. Take your next dose at your usual time. Do not take 2 doses at one time.
- **Do not use other medicines that contain an anticholinergic for any reason.** Ask your doctor or pharmacist if any of your other medicines are anticholinergic medicines.
- **TUDORZA PRESSAIR does not relieve sudden symptoms of COPD and you should not use extra doses of TUDORZA PRESSAIR to relieve these sudden symptoms.** Always have a rescue inhaler medicine with you to treat sudden symptoms. If you do not have a rescue inhaler medicine, call your doctor to have one prescribed for you.
- **Call your doctor or get emergency medical care right away if:**
 - your breathing problems worsen with TUDORZA PRESSAIR
 - you need to use your rescue inhaler medicine more often than usual
 - your rescue inhaler medicine does not work as well for you at relieving symptoms

What are the possible side effects of TUDORZA PRESSAIR?

TUDORZA PRESSAIR can cause serious side effects including:

- **sudden breathing problems immediately after use of TUDORZA PRESSAIR.** If you have sudden breathing problems immediately after inhaling TUDORZA PRESSAIR, stop using TUDORZA PRESSAIR and call your doctor right away or go to the nearest hospital emergency room.
- **new or worsened increased pressure in your eyes (acute narrow-angle glaucoma).** Acute narrow-angle glaucoma can lead to permanent loss of vision if not treated. Symptoms of acute narrow-angle glaucoma may include:

- eye pain or discomfort
- nausea or vomiting
- seeing halos or bright colors around lights
- blurred vision
- red eyes

Using only eyedrops that are used to treat glaucoma is not effective in treating acute narrow-angle glaucoma that can happen with TUDORZA PRESSAIR. If you have any of these symptoms, stop using TUDORZA PRESSAIR and call your doctor right away.

1. **new or worsened urinary retention.** Urinary retention can be caused by blockage in your bladder or, if you are a male, a larger than normal prostate. Symptoms of urinary retention may include:

- difficulty urinating
- painful urination
- urinating frequently
- urination in a weak stream or drips

If you have any of these symptoms of urinary retention, stop using TUDORZA PRESSAIR and call your doctor right away.

1. **serious allergic reactions.** Symptoms of a serious allergic reaction may include:

- swelling of the face, lips, tongue, or throat
- hives
- rash
- breathing problems
- itching

If you have any of these symptoms, stop using TUDORZA PRESSAIR and call your doctor or go to the nearest hospital emergency room right away.

The most common side effects of TUDORZA PRESSAIR include:

- headache
- common cold symptoms
- cough

Tell your doctor if you get any side effect that bothers you or does not go away. These are not all the possible side effects of TUDORZA PRESSAIR. Ask your doctor or pharmacist for more information.

Call your doctor for medical advice about side effects. You may report side effects to FDA at 1-800-FDA-1088.

How should I store TUDORZA PRESSAIR?

- Store TUDORZA PRESSAIR at room temperature between 68°F to 77°F (20°C to 25°C) in the sealed bag that it comes in until you are ready to use TUDORZA PRESSAIR. **Do not** open the sealed bag until you are ready to use a dose of TUDORZA PRESSAIR. Throw away the bag.
- Keep TUDORZA PRESSAIR in a dry place.
- **Do not** store the inhaler on a vibrating surface.
- Throw away (dispose of) your TUDORZA PRESSAIR inhaler and use a new one:
 - when the marking “0” with a red background shows in the middle of the dose indicator, or

- if your inhaler is empty and locks out, or
- 45 days after the date you opened the sealed bag that the inhaler comes in, whichever comes first.

Keep TUDORZA PRESSAIR and all medicines out of the reach of children.

General information about the safe and effective use of TUDORZA PRESSAIR.

Medicines are sometimes prescribed for purposes other than those listed in a Patient Information leaflet. Do not use TUDORZA PRESSAIR for a condition for which it was not prescribed. Do not give TUDORZA PRESSAIR to other people even if they have the same symptoms that you have. It may harm them.

You can ask your doctor or pharmacist for information about TUDORZA PRESSAIR that is written for health professionals.

What are the ingredients in TUDORZA PRESSAIR?

Active ingredient: acclidinium bromide

Inactive ingredient: lactose monohydrate

For more information, go to www.tudorza.com, or call 1-800-236-9933.

This Patient Information has been approved by the U.S. Food and Drug Administration.
Revised: April 2019

Instructions for Use

TUDORZA[®] PRESSAIR[®] (TU-door-za PRESS-air)
(acclidinium bromide inhalation powder)

For oral inhalation only

This Instructions for Use contains information on how to use your TUDORZA PRESSAIR inhaler. It is important that you read this information as the TUDORZA PRESSAIR inhaler may work differently from inhalers you have used before.

Read this Instructions for Use before you start using TUDORZA PRESSAIR and each time you get a refill. There may be new information. This information does not take the place of talking to your doctor about your medical condition or your treatment.

If you have any questions about how to use your inhaler, ask your doctor, pharmacist, or nurse for help.

The Instructions for Use is divided into the following sections:

- Getting started
- Before use
- Step 1: Prepare your dose
- Step 2: Inhale your medicine
- Additional information
- Questions and Answers about your TUDORZA PRESSAIR Inhaler

Getting Started

Become familiar with the parts of TUDORZA PRESSAIR inhaler (Figure A).

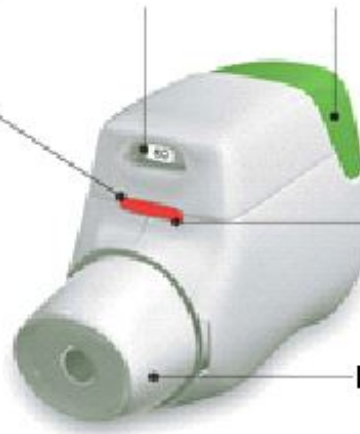
Control window

Green means inhaler is ready to use

Dose indicator

Green button

Protective cap



Control window

Red means you inhaled your medicine correctly

Mouthpiece

Figure A

Before use:

1. Right before first use, open the sealed bag at the arrow marking and remove the inhaler. Throw away the bag.
2. Write the date that you open the sealed bag on the label of the inhaler.
3. **Do not** press the green button until you are ready to take a dose.
4. Remove the protective cap by lightly squeezing the arrows marked on each side of the protective cap and pulling straight off (Figure B).

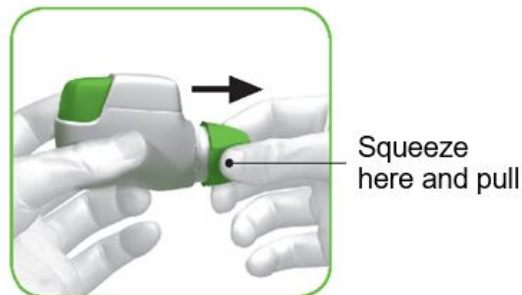


Figure B

Step 1: Prepare your dose

- 1.1 Look in the opening of the mouthpiece and make sure nothing is blocking it (Figure C).
- 1.2 Look at the control window. The control window should be red (Figure C).

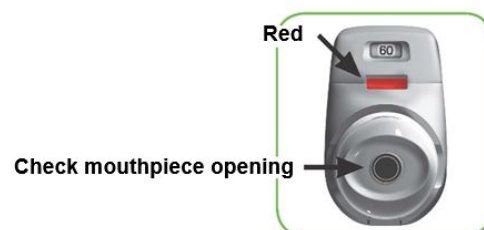


Figure C

1.3 Hold the inhaler horizontally with the mouthpiece facing you and the green button on top (Figure D).



Figure D

1.4 Press the green button all the way down to load your dose (Figure E).

When you press the green button all the way down, the control window changes from red to green.

Make sure the green button is on top. **Do not tilt the inhaler.**



Figure E

1.5 Release the green button (Figure F).

Make sure you release the green button, so the inhaler can work correctly.



Figure F

Stop and Check:

1.6 Make sure the control window is now green (Figure G).

This means your medicine is ready to be inhaled.
Go to “Step 2: Inhale your medicine”.




Figure G

What to do if the control window is still red after pressing the button (Figure H).



Figure H

The dose is not prepared. **Go back to “Step 1: Prepare your dose” and repeat steps 1.1 to 1.6.**

Step 2: Inhale your medicine

Read steps 2.1 to 2.7 fully before use. Do not tilt the inhaler.

2.1 Hold the inhaler away from your mouth, and **breathe out completely.**
Never breathe out into the inhaler (Figure I).



Figure I

2.2 Hold your head upright, put the mouthpiece between your lips, and close your lips tightly around the mouthpiece (Figure J).

Do not hold the green button down while inhaling



Figure J

2.3 Take a **strong, deep breath** through your mouth. Keep breathing in for as long as possible.

A “click” will let you know that you are inhaling correctly. Keep breathing in as long as possible after you hear the “click”. Some people may not hear the “click”. Use the control window to make sure you have inhaled correctly.

2.4 Take the inhaler out of your mouth.

2.5 Hold your breath for as long as possible.

2.6 Slowly breathe out, away from the inhaler.

Some people may have a grainy sensation in their mouth, or a slightly sweet or bitter taste. **Do not** take an extra-dose if you do not taste or feel anything after inhaling.

Stop and Check:

2.7 Make sure the control window is now red (Figure K). This means you have inhaled your medicine correctly.




Figure K

What to do if the control window is still green after inhalation (Figure L).



Figure L

This means you have not inhaled your medicine correctly. **Go back to “Step 2: Inhale your medicine” and repeat steps 2.1 to 2.7.**

If the control window still does not change to red, you may have forgotten to release the green button before inhaling, or you may not have inhaled strongly enough. If this happens, try again. Make sure you have released the green button, and you have breathed out completely. Then take a strong, deep breath through the mouthpiece.

Contact your doctor if the control window is still green after repeated attempts.

Push the protective cap back onto the mouthpiece after each use (Figure M) to prevent contamination of the inhaler with dust or other materials. You should throw away (dispose of) your inhaler if you lose the cap.




Figure M

For more information about TUDORZA PRESSAIR and a video demonstration on how to use TUDORZA PRESSAIR, go to www.tudorza.com.

Additional information

What should I do if I accidentally prepare a dose?

Store your inhaler with the protective cap in place until it is time to inhale your medicine, then remove the cap and start at Step 1.6.

How does the dose indicator work?

- The dose indicator shows the total number of doses left in the inhaler (Figure N).
- On first use, every inhaler contains at least 60 doses.

Each time you load a dose by pressing the green button, the dose indicator moves by a small amount towards the next number (50, 40, 30, 20, 10, or 0).

Dose indicator moves slowly from 60 to 0: 60, 50, 40, 30, 20, 10, 0.




Figure N

When should I get a new inhaler?

You should throw away (dispose of) your inhaler if it appears to be damaged or if you lose the protective cap.

When a **red band** appears in the dose indicator, this means you are close to your last dose (Figure N).

You should throw away (dispose of) the inhaler and use a new one:

- when the marking “0” with a red background shows in the middle of the dose indicator (Figure O), or
- if your inhaler is empty and locks out (Figure P), or
- 45 days after the date you opened the sealed bag that the inhaler comes in,
- whichever comes first.



Figure O

How do I know that my inhaler is empty?

- When the green button will not return to its full upper position and is locked in a middle position (Figure P). Even though the green button is locked, your last dose may still be inhaled. After that, the inhaler cannot be used again and you should start using a new inhaler.



Figure P

How should I clean the inhaler?

Never use water to clean the inhaler, as this may damage your medicine.

If you want to clean your inhaler, wipe the outside of the mouthpiece with a dry tissue or paper towel.

How should I store TUDORZA PRESSAIR?

- Store TUDORZA PRESSAIR at room temperature between 68°F to 77°F (20°C to 25°C) in the sealed bag that it comes in until you are ready to use TUDORZA PRESSAIR. **Do not** open the sealed bag until you are ready to use a dose of TUDORZA PRESSAIR.
- Keep TUDORZA PRESSAIR in a dry place.
- **Do not** store the inhaler on a vibrating surface.

Keep TUDORZA PRESSAIR and all medicines out of the reach of children.

Questions and Answers about your TUDORZA PRESSAIR Inhaler

Question	Answer
Do I need to take extra steps to prepare the inhaler before first use?	TUDORZA PRESSAIR comes preloaded with medicine and is ready to use. Remove the inhaler from the sealed bag and follow the step-by-step Instructions for Use.
How do I know if the TUDORZA PRESSAIR inhaler is ready to use before taking each dose?	The TUDORZA PRESSAIR inhaler is ready to use when the control window on the front of the inhaler is green (Figure G). <ul style="list-style-type: none">• If the control window is red (see Step 1.6), press and release the green button completely. This will change the color of the control window from red to green, indicating the medicine is ready to inhale.
What if the TUDORZA PRESSAIR inhaler window does not change from red to green?	The dose is not prepared. Go back to “Step 1: Prepare your dose” and repeat steps 1.1 to 1.6. <ul style="list-style-type: none">• If the green button is locked, you have used all the medicine in your inhaler and should get a new TUDORZA PRESSAIR inhaler (Figure P).
How do I know that I used TUDORZA PRESSAIR correctly?	The TUDORZA PRESSAIR inhaler has a helpful feature to let you know that you have inhaled your medicine correctly. <ul style="list-style-type: none">• Look at the control window to see if it has turned to red after you have inhaled fully through the mouthpiece. If the control window is red you have inhaled your full dose of medicine correctly (see Step 2.7).
What if the TUDORZA PRESSAIR inhaler control window does not change color from green back to red after I inhale?	This means you may not have inhaled the medicine strongly enough. Go back to “Step 2: Inhale your medicine” and repeat steps 2.1 to 2.7. <ul style="list-style-type: none">• Did you breathe out completely before inhaling?• Did you let go of the green button before inhaling?• Did you form a tight seal with your lips around the mouthpiece?• Did you breathe in strongly and deeply?• Did you keep breathing in after you heard the

	“click”?
What if I do not see the dose indicator move after I inhaled?	Each time you load a dose by pressing the green button, the dose indicator moves by a small amount towards the next number from 60 to 0: 60, 50, 40, 30, 20, 10, 0 (see Figure N). If you see the control window change from green to red, you have successfully inhaled the full dose.
Can the TUDORZA PRESSAIR inhaler release too much medicine or lose doses of medicine from the inhaler?	No. The TUDORZA PRESSAIR inhaler only releases 1 dose of medicine with each inhalation. Pressing and releasing the green button more than one time before inhaling does not increase the dose you will receive or cause any medicine to be lost.
This Instructions for Use has been approved by the U.S. Food and Drug Administration.	

Distributed by:

AstraZeneca Pharmaceuticals LP,
Wilmington, DE 19850

Under license of ALMIRALL, S.A.

TUDORZA[®] is a registered trademark of ALMIRALL, S.A. and **PRESSAIR**[®] is a registered trademark of the AstraZeneca group of companies.

Revised: April 2019

PACKAGE/LABEL PRINCIPAL DISPLAY PANEL - 60 Metered Doses 400 mcg Carton

NDC 0310-0800-60 Rx only

Tudorza[®] Pressair[®]

(aclidinium bromide inhalation powder)

400 mcg per actuation

For Oral Inhalation

60 Metered Doses

AstraZeneca

NDC 0310-0800-60



R_x only

Tudorza[®]Pressair[®]

(aclidinium bromide inhalation powder)

400 mcg per actuation

For Oral Inhalation

60 Metered Doses



AstraZeneca

EXP MM-YYYY
LOT AAAA
GTIN: *****
SN: 00000000000000000000



TUDORZA PRESSAIR

aclidinium bromide powder, metered

Product Information

Product Type	HUMAN PRESCRIPTION DRUG	Item Code (Source)	NDC:0310-0800
Route of Administration	RESPIRATORY (INHALATION)		

Active Ingredient/Active Moiety

Ingredient Name		Basis of Strength	Strength	
ACLIDINIUM BROMIDE (UNII: UQW7UF9N91) (ACLIDINIUM - UNII:K17VY42F6C)		ACLIDINIUM BROMIDE	400 ug	
Inactive Ingredients				
Ingredient Name			Strength	
lactose monohydrate (UNII: EWQ57Q8I5X)				
Packaging				
#	Item Code	Package Description	Marketing Start Date	Marketing End Date
1	NDC:0310-0800-60	1 in 1 CARTON	07/01/2015	07/31/2024
1		1 in 1 POUCH		
1		60 in 1 INHALER; Type 2: Prefilled Drug Delivery Device/System (syringe, patch, etc.)		
2	NDC:0310-0800-95	1 in 1 CARTON	07/01/2015	04/30/2024
2		1 in 1 POUCH		
2		30 in 1 INHALER; Type 2: Prefilled Drug Delivery Device/System (syringe, patch, etc.)		
3	NDC:0310-0800-39	1 in 1 CARTON	07/01/2015	04/30/2024
3		1 in 1 POUCH		
3		30 in 1 INHALER; Type 2: Prefilled Drug Delivery Device/System (syringe, patch, etc.)		
Marketing Information				
Marketing Category	Application Number or Monograph Citation	Marketing Start Date	Marketing End Date	
NDA	NDA202450	07/01/2015	07/31/2024	

Labeler - AstraZeneca Pharmaceuticals LP (054743190)

Registrant - AstraZeneca PLC (230790719)

Revised: 2/2021

AstraZeneca Pharmaceuticals LP