

**CINACALCET - cinacalcet tablet, film coated**  
**NorthStar RxLLC**

**HIGHLIGHTS OF PRESCRIBING INFORMATION**

**These highlights do not include all the information needed to use CINACALCET TABLETS safely and effectively. See full prescribing information for CINACALCET TABLETS.**

**CINACALCET tablets, for oral use**

**Initial U.S. Approval: 2004**

**INDICATIONS AND USAGE**

Cinacalcet is a positive modulator of the calcium sensing receptor indicated for: (1)

- Secondary Hyperparathyroidism (HPT) in adult patients with chronic kidney disease (CKD) on dialysis. (1.1)

Limitations of Use: Cinacalcet is not indicated for use in patients with CKD who are not on dialysis (1)

- Hypercalcemia in adult patients with Parathyroid Carcinoma (PC). (1.2)
- Hypercalcemia in adult patients with primary HPT who are unable to undergo parathyroidectomy. (1.3)

**DOSAGE AND ADMINISTRATION**

- Cinacalcet tablets should be taken with food or shortly after a meal (2.1).
- Tablets should always be taken whole and not divided (2.1)
- Secondary HPT in patients with CKD on dialysis (2.2):
  - Starting dose is 30 mg once daily.
  - Titrate dose no more frequently than every 2 to 4 weeks through sequential doses of 30, 60, 90, 120, and 180 mg once daily as necessary to achieve targeted intact parathyroid hormone (iPTH) levels.
  - iPTH levels should be measured no earlier than 12 hours after most recent dose.
  - Hypercalcemia in patients with PC or hypercalcemia in patients with primary HPT (2.3):
    - Starting dose is 30 mg twice daily.
    - Titrate dose every 2 to 4 weeks through sequential doses of 30 mg twice daily, 60 mg twice daily, 90 mg twice daily, and 90 mg three or four times daily as necessary to normalize serum calcium levels.
- Once the maintenance dose has been established, monitor serum calcium approximately monthly for patients with secondary HPT and every 2 months for patients with PC or primary HPT (2.4)

**DOSAGE FORMS AND STRENGTHS**

Tablets: 30, 60, and 90 mg tablets (3)

**CONTRAINDICATIONS**

Cinacalcet tablets treatment initiation is contraindicated if serum calcium is less than the lower limit of the normal range. (4, 5.1) (4)

**WARNINGS AND PRECAUTIONS**

- Hypocalcemia: Life threatening events and fatal outcomes were reported. Hypocalcemia can prolong QT interval, lower the threshold for seizures, and cause hypotension, worsening heart failure, and/or arrhythmia. Monitor serum calcium carefully for the occurrence of hypocalcemia during treatment (2.4, 5.1)
- Upper Gastrointestinal (GI) Bleeding: Patients with risk factors for upper GI bleeding may be at increased risk. Monitor patients and promptly evaluate and treat any suspected GI bleeding. (5.2)
- Hypotension, Worsening Heart Failure and/or Arrhythmias: In postmarketing safety surveillance, isolated, idiosyncratic cases of hypotension, worsening heart failure, and/or arrhythmia have been reported in patients with impaired cardiac function. (5.3)
- Adynamic Bone Disease: May develop if iPTH levels are suppressed below 100 pg/mL. (5.4)

**ADVERSE REACTIONS**

- The most common adverse reactions (i.e.,  $\geq 25\%$ ) associated with cinacalcet were nausea and vomiting. (6)

**To report SUSPECTED ADVERSE REACTIONS, contact NorthStar RxLLC at 1-800-206-7821 or FDA at 1-800-FDA-1088 or [www.fda.gov/medwatch](http://www.fda.gov/medwatch) (6)**

**DRUG INTERACTIONS**

- Coadministration with a strong CYP3A4 inhibitor may increase serum levels of cinacalcet. Dose adjustment and monitoring of iPTH serum phosphorus and serum calcium may be required. (7.1)
- Cinacalcet is a strong inhibitor of CYP2D6. Dose adjustments may be required for concomitant medications that are predominantly metabolized by CYP2D6. (7.2)

**USE IN SPECIFIC POPULATIONS**

- Pediatric Use: A fatal outcome was reported in a pediatric clinical trial patient with severe hypocalcemia. Cinacalcet tablets are not indicated for use in pediatric patients. (8.4)

---

**FULL PRESCRIBING INFORMATION: CONTENTS\***

**1 INDICATIONS AND USAGE**

- 1.1 Secondary Hyperparathyroidism
- 1.2 Parathyroid Carcinoma
- 1.3 Primary Hyperparathyroidism

**2 DOSAGE AND ADMINISTRATION**

- 2.1 Administration
- 2.2 Secondary Hyperparathyroidism in Patients with Chronic Kidney Disease on Dialysis
- 2.3 Patients with Parathyroid Carcinoma and Primary Hyperparathyroidism
- 2.4 Switching from Parsabiv (etelcalcetide) to Cinacalcet Tablets
- 2.5 Monitoring for Hypocalcemia

**3 DOSAGE FORMS AND STRENGTHS**

**4 CONTRAINDICATIONS**

**5 WARNINGS AND PRECAUTIONS**

- 5.1 Hypocalcemia
- 5.2 Upper Gastrointestinal Bleeding
- 5.3 Hypotension, Worsening Heart Failure and/or Arrhythmias
- 5.4 Adynamic Bone Disease

**6 ADVERSE REACTIONS**

- 6.1 Clinical Trials Experience
- 6.2 Postmarketing Experience

**7 DRUG INTERACTIONS**

- 7.1 Strong CYP3A4 Inhibitors
- 7.2 CYP2D6 Substrates

**8 USE IN SPECIFIC POPULATIONS**

- 8.1 Pregnancy
- 8.2 Lactation
- 8.4 Pediatric Use
- 8.5 Geriatric Use
- 8.6 Renal Impairment
- 8.7 Hepatic Impairment

**10 OVERDOSAGE**

**11 DESCRIPTION**

**12 CLINICAL PHARMACOLOGY**

- 12.1 Mechanism of Action
- 12.2 Pharmacodynamics
- 12.3 Pharmacokinetics

**13 NONCLINICAL TOXICOLOGY**

- 13.1 Carcinogenesis, Mutagenesis, Impairment of Fertility

**14 CLINICAL STUDIES**

- 14.1 Secondary Hyperparathyroidism in Patients with Chronic Kidney Disease on Dialysis
- 14.2 Parathyroid Carcinoma
- 14.3 Patients with Hypercalcemia Due to Primary Hyperparathyroidism

**16 HOW SUPPLIED/STORAGE AND HANDLING**

**17 PATIENT COUNSELING INFORMATION**

\* Sections or subsections omitted from the full prescribing information are not listed.

---

**FULL PRESCRIBING INFORMATION**

**1 INDICATIONS AND USAGE**

**1.1 Secondary Hyperparathyroidism**

Cinacalcet tablets are indicated for the treatment of secondary hyperparathyroidism (HPT) in adult patients with chronic kidney disease (CKD) on dialysis [see *Clinical Studies (14.1)*].

### Limitations of Use:

Cinacalcet tablets are not indicated for use in patients with CKD who are not on dialysis because of an increased risk of hypocalcemia [see *Warnings and Precautions (5.1)*].

### **1.2 Parathyroid Carcinoma**

Cinacalcet tablets are indicated for the treatment of hypercalcemia in adult patients with Parathyroid Carcinoma [see *Clinical Studies (14.2)*].

### **1.3 Primary Hyperparathyroidism**

Cinacalcet tablets are indicated for the treatment of hypercalcemia in adult patients with primary HPT who are unable to undergo parathyroidectomy [see *Clinical Studies (14.3)*].

## **2 DOSAGE AND ADMINISTRATION**

### **2.1 Administration**

Cinacalcet tablets should be taken with food or shortly after a meal.

Cinacalcet tablets are administered orally and should always be taken whole and not chewed, crushed, or divided.

### **2.2 Secondary Hyperparathyroidism in Patients with Chronic Kidney Disease on Dialysis**

The recommended starting oral dose of cinacalcet tablets is 30 mg once daily. Serum calcium and serum phosphorus should be measured within 1 week and intact parathyroid hormone (iPTH) should be measured 1 to 4 weeks after initiation or dose adjustment of cinacalcet tablets [see *Dosage and Administration (2.3)*]. Cinacalcet tablets should be titrated no more frequently than every 2 to 4 weeks through sequential doses of 30, 60, 90, 120, and 180 mg once daily to target iPTH levels of 150 to 300 pg/mL. Serum iPTH levels should be assessed no earlier than 12 hours after dosing with cinacalcet tablets. Cinacalcet tablets can be used alone or in combination with vitamin D sterols and/or phosphate binders.

During dose titration, serum calcium levels should be monitored frequently and if levels decrease below the normal range, appropriate steps should be taken to increase serum calcium levels, such as by providing supplemental calcium, initiating or increasing the dose of calcium-based phosphate binder, initiating or increasing the dose of vitamin D sterols, or temporarily withholding treatment with cinacalcet tablets [see *Dosage and Administration (2.4)* and *Warnings and Precautions (5.1)*].

### **2.3 Patients with Parathyroid Carcinoma and Primary Hyperparathyroidism**

The recommended starting oral dose of cinacalcet tablets is 30 mg twice daily.

The dose of cinacalcet tablets should be titrated every 2 to 4 weeks through sequential doses of 30 mg twice daily, 60 mg twice daily, and 90 mg twice daily, and 90 mg 3 or 4 times daily as necessary to normalize serum calcium levels. Serum calcium should be measured within 1 week after initiation or dose adjustment of cinacalcet tablets [see *Dosage and Administration (2.4)* and *Warnings and Precautions (5.1)*].

### **2.4 Switching from Parsabiv (etelcalcetide) to Cinacalcet Tablets**

Discontinue etelcalcetide for at least 4 weeks prior to starting cinacalcet tablets. Ensure corrected serum calcium is at or above the lower limit of normal prior to cinacalcet tablets initiation [see *Warnings and Precautions (5.1)*]. Initiate cinacalcet tablets treatment at a starting dose of 30 mg once daily.

### **2.5 Monitoring for Hypocalcemia**

Once the maintenance dose has been established, serum calcium should be measured approximately monthly for patients with secondary hyperparathyroidism with CKD on dialysis, and every 2 months for patients with parathyroid carcinoma or primary hyperparathyroidism [see *Dosage and Administration (2.2, 2.3)*].

For secondary hyperparathyroidism patients with CKD on dialysis, if serum calcium falls below 8.4 mg/dL but remains above 7.5 mg/dL, or if symptoms of hypocalcemia occur, calcium-containing phosphate binders and/or vitamin D sterols can be used to raise serum calcium. If serum calcium falls below 7.5 mg/dL, or if symptoms of hypocalcemia persist and the dose of vitamin D cannot be increased, withhold administration of cinacalcet tablets until serum calcium levels reach 8.0 mg/dL

and/or symptoms of hypocalcemia have resolved. Treatment should be reinitiated using the next lowest dose of cinacalcet tablets [see *Dosage and Administration (2.2)*].

### 3 DOSAGE FORMS AND STRENGTHS

Cinacalcet is available as film-coated tablets.

- 30 mg tablets are light-green, film-coated, oval-shaped tablets, debossed with “379” on one side and plain on other side.
- 60 mg tablets are light-green, film-coated, oval-shaped tablets, debossed with “380” on one side and plain on other side.
- 90 mg tablets are light-green, film-coated, oval-shaped tablets, debossed with “600” on one side and plain on other side.

### 4 CONTRAINDICATIONS

Cinacalcet treatment initiation is contraindicated if serum calcium is less than the lower limit of the normal range [see *Warnings and Precautions (5.1)*].

### 5 WARNINGS AND PRECAUTIONS

#### 5.1 Hypocalcemia

Cinacalcet lowers serum calcium and can lead to hypocalcemia [see *Adverse Reactions (6.1)*]. Significant lowering of serum calcium can cause paresthesias, myalgias, muscle spasms, tetany, seizures, QT interval prolongation and ventricular arrhythmia. Life threatening events and fatal outcomes associated with hypocalcemia have been reported in patients treated with cinacalcet, including in pediatric patients. The safety and effectiveness of cinacalcet have not been established in pediatric patients [see *Pediatric Use (8.4)*].

Cinacalcet tablets are not indicated for patients with CKD not on dialysis [see *Indications and Usage (1)*]. In patients with secondary HPT and CKD not on dialysis, the long-term safety and efficacy of cinacalcet have not been established. Clinical studies indicate that cinacalcet-treated patients with CKD not on dialysis have an increased risk for hypocalcemia compared with cinacalcet-treated patients with CKD on dialysis, which may be due to lower baseline calcium levels. In a phase 3 study of 32 weeks duration and including 404 patients with CKD not on dialysis (302 cinacalcet, 102 placebo), in which the median dose for cinacalcet was 60 mg per day at the completion of the study, 80% of cinacalcet-treated patients experienced at least one serum calcium value < 8.4 mg/dL compared with 5% of patients receiving placebo.

#### QT Interval Prolongation and Ventricular Arrhythmia

Decreases in serum calcium can also prolong the QT interval, potentially resulting in ventricular arrhythmia. Cases of QT prolongation and ventricular arrhythmia have been reported in patients treated with cinacalcet.

Patients with congenital long QT syndrome, history of QT interval prolongation, family history of long QT syndrome or sudden cardiac death, and other conditions that predispose to QT interval prolongation and ventricular arrhythmia may be at increased risk for QT interval prolongation and ventricular arrhythmias if they develop hypocalcemia due to cinacalcet. Closely monitor corrected serum calcium and QT interval in patients at risk receiving cinacalcet.

#### Seizures

In clinical studies, seizures (primarily generalized or tonic-clonic) were observed in 1.4% (43/3049) of cinacalcet-treated patients and 0.7% (5/687) of placebo-treated patients. While the basis for the reported difference in seizure rate is not clear, the threshold for seizures is lowered by significant reductions in serum calcium levels. Monitor serum calcium levels in patients with seizure disorders receiving cinacalcet.

## Concurrent Administration with Other Calcium-Lowering Drug Products

Concurrent administration of cinacalcet with calcium-lowering drugs including other calcium-sensing receptor agonists could result in severe hypocalcemia. Closely monitor serum calcium in patients receiving cinacalcet and concomitant therapies known to lower serum calcium levels.

## Patient Education and Hypocalcemia Treatment

Educate patients on the symptoms of hypocalcemia and advise them to contact a healthcare provider if they occur. If corrected serum calcium falls below the lower limit of normal or symptoms of hypocalcemia develop, start or increase calcium supplementation (including calcium, calcium-containing phosphate binders, and/or vitamin D sterols or increases in dialysate calcium concentration). Cinacalcet dose reduction or discontinuation of cinacalcet may be necessary [see *Dosage and Administration* (2.2)].

### **5.2 Upper Gastrointestinal Bleeding**

Cases of gastrointestinal bleeding, mostly upper gastrointestinal bleeding, have occurred in patients using calcimimetics, including cinacalcet, from postmarketing and clinical trial sources. The exact cause of GI bleeding in these patients is unknown.

Patients with risk factors for upper GI bleeding (such as known gastritis, esophagitis, ulcers or severe vomiting) may be at increased risk for GI bleeding when receiving cinacalcet treatment. Monitor patients for worsening of common GI adverse reactions of nausea and vomiting associated with cinacalcet [see *Adverse Reactions* (6.1)] and for signs and symptoms of GI bleeding and ulcerations during cinacalcet therapy. Promptly evaluate and treat any suspected GI bleeding.

### **5.3 Hypotension, Worsening Heart Failure and/or Arrhythmias**

In postmarketing safety surveillance, isolated, idiosyncratic cases of hypotension, worsening heart failure, and/or arrhythmia have been reported in patients with impaired cardiac function, in which a causal relationship to cinacalcet could not be completely excluded and which may be mediated by reductions in serum calcium levels [see *Adverse Reactions* (6.2)].

### **5.4 Adynamic Bone Disease**

Adynamic bone disease may develop if iPTH levels are suppressed below 100 pg/mL. One clinical study evaluated bone histomorphometry in patients treated with cinacalcet for 1 year. Three patients with mild hyperparathyroid bone disease at the beginning of the study developed adynamic bone disease during treatment with cinacalcet. Two of these patients had iPTH levels below 100 pg/mL at multiple time points during the study. In three 6-month, phase 3 studies conducted in patients with CKD on dialysis, 11% of patients treated with cinacalcet had mean iPTH values below 100 pg/mL during the efficacy-assessment phase. If iPTH levels decrease below 150 pg/mL in patients treated with cinacalcet, the dose of cinacalcet and/or vitamin D sterols should be reduced or therapy discontinued

## **6 ADVERSE REACTIONS**

The following adverse reactions are discussed in greater detail in other sections of labeling:

- Hypocalcemia [see *Warnings and Precautions* (5.1)]
- Upper Gastrointestinal Bleeding [see *Warnings and Precautions* (5.2)]
- Hypotension, Worsening Heart Failure and/or Arrhythmias [see *Warnings and Precautions* (5.3)]
- Adynamic Bone Disease [see *Warnings and Precautions* (5.4)]

### **6.1 Clinical Trials Experience**

Because clinical trials are conducted under widely varying conditions, adverse reaction rates observed in the clinical trials of a drug cannot be directly compared with rates in the clinical trials of another drug and may not reflect the rates observed in clinical practice.

#### Secondary Hyperparathyroidism in Patients with Chronic Kidney Disease on Dialysis

In three double-blind, placebo-controlled clinical trials, 1126 patients with CKD on dialysis received study drug (656 cinacalcet, 470 placebo) for up to 6 months. The most frequently reported adverse reactions are listed in Table 1.

Seizures were observed in 1.4% (13/910) of cinacalcet-treated patients and 0.7% (5/641) of placebo-treated patients across all completed placebo-controlled trials.

**Table 1. Adverse Reactions with Frequency  $\geq$  5% in Patients on Dialysis**

### in Short-Term Studies for up to 6 Months

Event* :	Placebo (n = 470) (%)	Cinacalcet (n = 656) (%)
Nausea	19	31
Vomiting	15	27
Diarrhea	20	21
Myalgia	14	15
Dizziness	8	10
Hypertension	5	7
Asthenia	4	7
Anorexia	4	6
Pain Chest, Non-Cardiac	4	6
Dialysis Access Site Infection	4	5

\* Included are events that were reported at a greater incidence in the cinacalcet group than in the placebo group.

In a randomized, double-blind placebo-controlled study of 3883 patients with secondary HPT and CKD receiving dialysis in which patients were treated for up to 64 months (mean duration of treatment was 21 months in the cinacalcet group), the most frequently reported adverse reactions (incidence of  $\geq 5\%$  in the cinacalcet group and a difference  $\geq 1\%$  compared to placebo) are listed in Table 2.

**Table 2. Frequency of Adverse Reactions in Dialysis Patients Treated for up to 64 Months in a Long-Term Study\***

	Placebo (N = 1923) 3699 subject-years	Cinacalcet (N = 1938) 4044 subject-years
Percent of subjects reporting Adverse Reactions (%)	90.9	93.2
Nausea	15.5	29.1
Vomiting	13.7	25.6
Diarrhea	18.7	20.5
Dyspnea	11.5	13.4
Cough	9.8	11.7
Hypotension	10.5	11.6
Headache	9.6	11.5
Hypocalcaemia	1.4	11.2
Muscle spasms	9.2	11.1
Abdominal pain	9.6	10.9
Abdominal pain upper	6.3	8.2
Hyperkalemia	6.1	8.1
Upper respiratory tract infection	6.3	7.6
Dyspepsia	4.6	7.4
Dizziness	4.7	7.3
Decreased appetite	3.5	5.9
Asthenia	3.8	5.4
Constipation	3.8	5.0

\* Adverse reactions that occurred in  $\geq 5\%$  Frequency in the cinacalcet group and a difference  $\geq 1\%$  compared to the placebo group (Safety Analysis Set)

Crude incidence rate =  $100 \times \text{Total number of subjects with event} / N$

N=Number of subjects receiving at least one dose of study drug

Additional adverse reaction rates from the long-term, randomized, double-blind placebo-controlled study for cinacalcet versus placebo are as follows: seizure (2.5%, 1.6%), rash (2.2%, 1.9%), hypersensitivity reactions (9.4%, 8.3%).

### Patients with Parathyroid Carcinoma and Primary Hyperparathyroidism

The safety profile of cinacalcet in these patient populations is generally consistent with that seen in patients with CKD on dialysis. Forty six patients were treated with cinacalcet in a single-arm study, 29 with Parathyroid Carcinoma and 17 with intractable pHPT. Nine (20%) of the patients withdrew from the

study due to adverse events. The most frequent adverse reactions and the most frequent cause of withdrawal in these patient populations were nausea and vomiting. Severe or prolonged cases of nausea and vomiting can lead to dehydration and worsening hypercalcemia so careful monitoring of electrolytes is recommended in patients with these symptoms.

Eight patients died during treatment with cinacalcet in this study, 7 with Parathyroid Carcinoma (24%) and 1 (6%) with intractable pHPT. Causes of death were cardiovascular (5 patients), multi-organ failure (1 patient), gastrointestinal hemorrhage (1 patient) and metastatic carcinoma (1 patient). Adverse events of hypocalcemia were reported in three patients (7%).

Seizures were observed in 0.7% (1/140) of cinacalcet-treated patients and 0% (0/46) of placebo-treated patients in all clinical studies.

**Table 3. Adverse Reactions with Frequency  $\geq$  10% in a Single-Arm, Open-Label Study in Patients with Primary Hyperparathyroidism or Parathyroid Carcinoma**

	Cinacalcet		
	Parathyroid Carcinoma (N=29) n (%)	Intractable pHPT (N=17) n (%)	Total (N=46) n (%)
Number of Subjects Reporting Adverse Events	28 (97)	17 (100)	45 (98)
Nausea	19 (66)	10 (59)	29 (63)
Vomiting	15 (52)	6 (35)	21 (46)
Paresthesia	4 (14)	5 (29)	9 (20)
Fatigue	6 (21)	2 (12)	8 (17)
Fracture	6 (21)	2 (12)	8 (17)
Hypercalcemia	6 (21)	2 (12)	8 (17)
Anorexia	6 (21)	1 (6)	7 (15)
Asthenia	5 (17)	2 (12)	7 (15)
Dehydration	7 (24)	0 (0)	7 (15)
Anemia	5 (17)	1 (6)	6 (13)
Arthralgia	5 (17)	1 (6)	6 (13)
Constipation	3 (10)	3 (18)	6 (13)
Depression	3 (10)	3 (18)	6 (13)
Headache	6 (21)	0 (0)	6 (13)
Infection Upper Respiratory	3 (10)	2 (12)	5 (11)
Pain Limb	3 (10)	2 (12)	5 (11)

N=Number of subjects receiving at least one dose of study drug.

pHPT = primary hyperparathyroidism

### *Hypocalcemia*

In 26-week studies of patients with secondary HPT and CKD on dialysis 66% of patients receiving cinacalcet compared with 25% of patients receiving placebo developed at least one serum calcium value less than 8.4 mg/dL, whereas, 29% of patients receiving cinacalcet compared with 11% of patients receiving placebo developed at least one serum calcium value less than 7.5 mg/dL. Less than 1% of patients in each group permanently discontinued study drug due to hypocalcemia.

In a randomized, double-blind, placebo-controlled study in patients with secondary HPT and CKD receiving dialysis in which patients were treated for up to 64 months (mean duration of treatment was 21 months in the cinacalcet group), 75% of patients receiving cinacalcet compared with 29% of patients receiving placebo developed at least one serum calcium value less than 8.4 mg/dL and 33% of cinacalcet patients compared with 12% of patients receiving placebo had at least one serum calcium value less than 7.5 mg/dL. Most of the cases of severe hypocalcemia less than 7.5 mg/dL (21/33=64%) occurred during the first 6 months. In this trial, 1.1% of patients receiving cinacalcet and 0.1% of patients receiving placebo permanently discontinued study drug due to hypocalcemia.

### **6.2 Postmarketing Experience**

The following adverse reactions have been identified during post approval use of cinacalcet tablets. Because these reactions are reported voluntarily from a population of uncertain size, it is not always possible to reliably estimate their frequency or establish a causal relationship to drug exposure.

- Rash and hypersensitivity reactions (including angioedema and urticaria), and myalgia
- Isolated, idiosyncratic cases of hypotension, worsening heart failure, and/or arrhythmia have been reported in patients with impaired cardiac function
- Gastrointestinal bleeding
- Chondrocalcinosis pyrophosphate (acute pseudogout)

## 7 DRUG INTERACTIONS

### 7.1 Strong CYP3A4 Inhibitors

Cinacalcet is partially metabolized by CYP3A4. Dose adjustment of cinacalcet may be required if a patient initiates or discontinues therapy with a strong CYP3A4 inhibitor (e.g., ketoconazole, itraconazole). The iPTH and serum calcium concentrations should be closely monitored in these patients [see *Clinical Pharmacology* (12.3)].

### 7.2 CYP2D6 Substrates

Cinacalcet is a strong inhibitor of CYP2D6. Dose adjustments may be required for concomitant medications that are predominantly metabolized by CYP2D6 (e.g., desipramine, metoprolol, and carvedilol) and particularly those with a narrow therapeutic index (e.g., flecainide and most tricyclic antidepressants) [see *Clinical Pharmacology* (12.3)].

## 8 USE IN SPECIFIC POPULATIONS

### 8.1 Pregnancy

#### Risk Summary

Limited case reports of cinacalcet use in pregnant women are insufficient to inform a drug associated risk of adverse developmental outcomes. In animal reproduction studies, when female rats were exposed to cinacalcet during the period of organogenesis through to weaning at 2-3 times the systemic drug levels (based on AUC) at the maximum recommended human dose (MRHD) of 180 mg/day, peripartum and early postnatal pup loss and reduced pup body weight gain were observed in the presence of maternal hypocalcemia [see *Data*].

The estimated background risk of major birth defects and miscarriage for the indicated populations is unknown. In the U.S. general population, the estimated background risk of major birth defects and miscarriage in clinically recognized pregnancies is 2-4% and 15-20%, respectively.

#### Data

##### *Animal Data*

In pregnant female rats given oral gavage doses of 2, 25, 50 mg/kg/day cinacalcet during gestation, no teratogenicity was observed at doses up to 50 mg/kg/day (exposure 4 times those resulting with a human oral dose of 180 mg/day based on AUC comparison). Decreased fetal body weights were observed at all doses (less than 1 to 4 times a human oral dose of 180 mg/day based on AUC comparison) in conjunction with maternal toxicity (decreased food consumption and body weight gain).

In pregnant female rabbits given oral gavage doses of 2, 12, 25 mg/kg/day cinacalcet during gestation, no adverse fetal effects were observed (exposures less than with a human oral dose of 180 mg/day based on AUC comparisons). Reductions in maternal food consumption and body weight gain were seen at doses of

12 and 25 mg/kg/day. Cinacalcet has been shown to cross the placental barrier in rabbits.

In pregnant rats given oral gavage doses of 5, 15, 25 mg/kg/day cinacalcet during gestation through lactation, no adverse fetal or pup (post-weaning) effects were observed at 5 mg/kg/day (exposures less than with a human therapeutic dose of 180 mg/day based on AUC comparisons). Higher doses of 15 and 25 mg/kg/day cinacalcet (exposures 2 to 3 times a human oral dose of 180 mg/day based on AUC comparisons) were accompanied by maternal signs of hypocalcemia (periparturient mortality and early postnatal pup loss), and reductions in postnatal maternal and pup body weight gain.

### 8.2 Lactation

#### Risk Summary

There are no data regarding the presence of cinacalcet in human milk or effects on the breastfed infant or on milk production. Studies in rats showed that cinacalcet was excreted in the milk. The developmental and health benefits of breastfeeding should be considered along with the mother's clinical need for cinacalcet and any potential adverse effects on the breastfed infant from cinacalcet or



from the underlying maternal condition.

#### **8.4 Pediatric Use**

The safety and efficacy of cinacalcet have not been established in pediatric patients.

The use of cinacalcet for the treatment of secondary HPT in pediatric patients with CKD on dialysis was evaluated in two randomized, controlled studies (Pediatric Study 1 and Study 2) where 47 pediatric patients aged 6 years to less than 18 years received at least one dose of cinacalcet and in one single-arm study (Pediatric Study 3) where 17 pediatric patients aged 28 days to less than 6 years received at least one dose of cinacalcet. Dosing with cinacalcet in Pediatric Study 1 was stopped because of a fatality in a cinacalcet-treated individual. The individual was noted to be severely hypocalcemic at the time of death. The cause of death was multifactorial and a contribution of cinacalcet to the death could not be excluded [see *Warnings and Precautions (5.1)*]. Study 1 was terminated and changes to cinacalcet dosing after the fatality were implemented in Pediatric Study 2 and Study 3 to minimize the risk of severe hypocalcemia. The data in Pediatric Studies 2 and 3 were insufficient to establish the safety and efficacy of cinacalcet for the treatment of secondary HPT in pediatric patients with CKD on dialysis. In aggregate, the pediatric studies did not establish a safe and effective cinacalcet dosing regimen for the pediatric population.

#### **8.5 Geriatric Use**

Of the total number of subjects (n=1136) in clinical studies of cinacalcet, 26 percent were 65 and over, and 9 percent were 75 and over. No overall differences in the safety or effectiveness were observed between these subjects and younger subjects, and other reported clinical experience has not identified differences in responses between the elderly and younger subjects, but greater sensitivity of some older individuals cannot be ruled out [see *Clinical Studies (14)* and *Clinical Pharmacology (12.3)*].

#### **8.6 Renal Impairment**

No dosage adjustment is necessary for renal impairment [see *Clinical Pharmacology (12.3)*].

#### **8.7 Hepatic Impairment**

Patients with moderate and severe hepatic impairment should have serum calcium, serum phosphorus, and iPTH levels monitored closely throughout treatment with cinacalcet because cinacalcet exposure ( $AUC_{0-\infty}$ ) is increased by 2.4 and 4.2 fold, respectively, in these patients [see *Clinical Pharmacology (12.3)*].

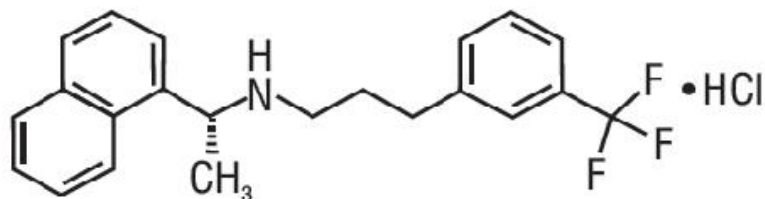
### **10 OVERDOSAGE**

Overdosage of cinacalcet may lead to hypocalcemia. In the event of overdosage, patients should be monitored for signs and symptoms of hypocalcemia and appropriate measures taken to correct serum calcium levels [see *Warnings and Precautions (5.1)*].

Since cinacalcet is highly protein bound, hemodialysis is not an effective treatment for overdosage of cinacalcet.

### **11 DESCRIPTION**

Cinacalcet tablets contain the hydrochloride salt of the active ingredient cinacalcet, a positive modulator of the calcium sensing receptor. The molecular formula for cinacalcet is  $C_{22}H_{22}F_3N$  with a molecular weight of 393.9 g/mol (hydrochloride salt) and 357.4 g/mol (free base). It has one chiral center having an R-absolute configuration. The R-enantiomer is the more potent enantiomer and has been shown to be responsible for pharmacodynamic activity. The hydrochloride salt of cinacalcet is a white to off-white, crystalline powder that is soluble in methanol or 95% ethanol and slightly soluble in water. The hydrochloride salt of cinacalcet is described chemically as R-N-[3-(3-(trifluoromethyl)phenyl)propyl]-1-(1-naphthyl)ethylamine hydrochloride and has the following structural formula:



Cinacalcet tablets are formulated as light-green, film-coated, oval-shaped tablets for oral administration in strengths of 30 mg, 60 mg, and 90 mg of cinacalcet as the free base equivalent (33 mg, 66 mg, and 99 mg as the hydrochloride salt, respectively).

### ***Inactive Ingredients***

The following are the inactive ingredients in cinacalcet tablets: Pregelatinized maize starch, microcrystalline cellulose, hydroxypropyl cellulose, crospovidone, colloidal silicon dioxide, magnesium stearate. Tablets are coated with titanium dioxide, lactose monohydrate, FD&C blue #2 aluminum lake, yellow iron oxide, hypromellose, triacetin, and polyethylene glycol.

## **12 CLINICAL PHARMACOLOGY**

### **12.1 Mechanism of Action**

The calcium-sensing receptor on the surface of the chief cell of the parathyroid gland is the principal regulator of PTH synthesis and secretion. Cinacalcet, the active ingredient in cinacalcet tablets, is a calcimimetic agent that directly lowers PTH levels by increasing the sensitivity of the calcium-sensing receptor to activation by extracellular calcium. The reduction in PTH is associated with a concomitant decrease in serum calcium levels.

### **12.2 Pharmacodynamics**

Reduction in iPTH levels correlated with the plasma cinacalcet concentrations in patients with CKD. The nadir in iPTH level occurs approximately 2 to 6 hours post dose, corresponding with the maximum plasma concentration ( $C_{max}$ ) of cinacalcet. After steady-state cinacalcet concentrations are reached (which occurs within 7 days of dose change), serum calcium concentrations remain constant over the dosing interval in patients with CKD.

Reductions in PTH are associated with a decrease in bone turnover and bone fibrosis in patients with CKD on dialysis and uncontrolled secondary HPT.

### **12.3 Pharmacokinetics**

#### ***Absorption and Distribution***

After oral administration of cinacalcet,  $C_{max}$  is achieved in approximately 2 to 6 hours. Cinacalcet  $C_{max}$  and  $AUC_{(0-\infty)}$  were increased by 82% and 68%, respectively, following administration with a high-fat meal compared with fasting in healthy volunteers. The  $C_{max}$  and  $AUC_{(0-\infty)}$  of cinacalcet were increased by 65% and 50%, respectively, when cinacalcet was administered with a low-fat meal compared with fasting.

After absorption, cinacalcet concentrations decline in a biphasic fashion with an initial half-life of approximately 6 hours and terminal half-life of 30 to 40 hours. Steady-state drug levels are achieved within 7 days, and the mean accumulation ratio is approximately 2 with once daily oral administration. The median accumulation ratio is approximately 2 to 5 with twice daily oral administration. The  $AUC$  and  $C_{max}$  of cinacalcet increase proportionally over the dose range of 30 to 180 mg once daily. The pharmacokinetic profile of cinacalcet does not change over time with once daily dosing of 30 to 180 mg. The volume of distribution is approximately 1000 L, indicating extensive distribution. Cinacalcet is approximately 93% to 97% bound to plasma protein(s). The ratio of blood cinacalcet concentration to plasma cinacalcet concentration is 0.80 at a blood cinacalcet concentration of 10 ng/mL.

#### ***Metabolism and Excretion***

Cinacalcet is metabolized by multiple enzymes, primarily CYP3A4, CYP2D6, and CYP1A2. After administration of a 75 mg radiolabeled dose to healthy volunteers, cinacalcet was metabolized via: 1)

oxidative N-dealkylation to hydrocinnamic acid and hydroxy-hydrocinnamic acid, which are further metabolized via  $\beta$ -oxidation and glycine conjugation; the oxidative N-dealkylation process also generates metabolites that contain the naphthalene ring; and 2) oxidation of the naphthalene ring on the parent drug forming dihydrodiols, which are further conjugated with glucuronic acid. The plasma concentrations of the major circulating metabolites, including the cinnamic acid derivatives and glucuronidated dihydrodiols, markedly exceed the parent drug concentrations. The hydrocinnamic acid metabolite and glucuronide conjugates have minimal or no calcimimetic activity. Renal excretion of metabolites was the primary route of elimination of radioactivity. Approximately 80% of the dose was recovered in the urine and 15% in the feces.

**Specific Populations**

**Age: Geriatric Population**

The pharmacokinetic profile of cinacalcet in geriatric patients (age  $\geq$  65 years, n = 12) is similar to that for patients who are < 65 years of age (n = 268) [see Use in Specific Populations (8.5)].

**Hepatic Impairment**

The disposition of a 50 mg cinacalcet single dose was compared between patients with hepatic impairment and patients with normal hepatic function. Cinacalcet exposure ( $AUC_{(0-\infty)}$ ) was comparable between healthy volunteers and patients with mild hepatic impairment. However, in patients with moderate and severe hepatic impairment (as indicated by the Child-Pugh method), cinacalcet exposures ( $AUC_{(0-\infty)}$ ) were 2.4 and 4.2 fold higher, respectively, than that in healthy volunteers. The mean half-life of cinacalcet increased from 49 hours in healthy volunteers to 65 hours and 84 hours in patients with moderate and severe hepatic impairment, respectively. Protein binding of cinacalcet is not affected by impaired hepatic function [see Use in Specific Populations (8.7)].

**Renal Impairment**

The pharmacokinetic profile of a 75 mg cinacalcet single dose in patients with mild, moderate, and severe renal impairment, and those on hemodialysis or peritoneal dialysis is comparable with that in healthy volunteers [see Use in Specific Populations (8.6)].

**Drug Interactions**

In vitro studies indicate that cinacalcet is a strong inhibitor of CYP2D6, but not an inhibitor of CYP1A2, CYP2C9, CYP2C19, and CYP3A4. In vitro induction studies indicate that cinacalcet is not an inducer of CYP450 enzymes. Tables 5 and 6 list the findings from in vivo drug-drug interaction studies.

**Table 5. Effect of coadministered drugs on cinacalcet**

Coadministered drug and dosing regimen	Cinacalcet		
	Dose*	Mean change in $AUC_{(0-\infty)}$	Mean change in $C_{max}$
200 mg ketoconazole twice daily for 7 days	90 mg on day 5	$\uparrow$ 127%	$\uparrow$ 116%
1,500 mg calcium carbonate, single dose	100 mg	$\downarrow$ 6%	$\downarrow$ 5%
80 mg pantoprazole daily for 3 days	90 mg on day 3	$\uparrow$ 1%	$\downarrow$ 3%
2,400 mg sevelamer HCl three times a day for 2 days	90 mg on day 1 with first dose of sevelamer	$\downarrow$ 4%	$\downarrow$ 7%

\* Single dose.

**Table 6. Effect of cinacalcet coadministration on other drugs**

Cinacalcet dosing regimen	Coadministered drug
---------------------------	---------------------

	Name and Dose	Mean change in AUC <sub>(0-inf)</sub>	Mean change in C <sub>max</sub>
30 mg twice daily for 8 days	25 mg warfarin* tablet <sup>†</sup>	↑1 % for R-warfarin ↓1% S-warfarin	↓10 % for R-warfarin ↓12 % for S-warfarin
90 mg daily for 7 days to CYP2D6 extensive metabolizers	50 mg desipramine <sup>†</sup>	↑264%	↑75%
90 mg daily for 5 days	2 mg midazolam <sup>†</sup>	↑5%	↓5%
25 or 100 mg single dose to CYP2D6 extensive metabolizers	50 mg amitriptyline single dose	↑21 to 22% for amitriptyline ↑17 to 23% for nortriptyline <sup>‡</sup>	↑13 to 21% for amitriptyline ↑11 to 15% for nortriptyline <sup>‡</sup>

\* No significant change in prothrombin time.

<sup>†</sup> Single dose on day 5.

<sup>‡</sup> Nortriptyline is an active metabolite of amitriptyline.

## 13 NONCLINICAL TOXICOLOGY

### 13.1 Carcinogenesis, Mutagenesis, Impairment of Fertility

#### Carcinogenicity

Standard lifetime dietary carcinogenicity bioassays were conducted in mice and rats. Mice were given cinacalcet at dietary doses of 15, 50, and 125 mg/kg/day in males and 30, 70, and 200 mg/kg/day in females (exposures up to 2 times those resulting with a human oral dose of 180 mg/day based on AUC comparison). Rats were given dietary doses of 5, 15, and 35 mg/kg/day in males and 5, 20, and 35 mg/kg/day in females (exposures up to 2 times those resulting with a human oral dose of 180 mg/day based on AUC comparison). No increased incidence of tumors was observed following treatment with cinacalcet.

#### Mutagenicity

Cinacalcet was not genotoxic in the Ames bacterial mutagenicity assay, nor in the Chinese Hamster Ovary (CHO) cell HGPRT forward mutation assay and CHO cell chromosomal aberration assay, with and without metabolic activation, nor in the in vivo mouse micronucleus assay.

#### Impairment of Fertility

Female rats were given oral gavage doses of 5, 25, and 75 mg/kg/day cinacalcet beginning 2 weeks before mating and continuing through gestation day 7. Male rats were given oral doses 4 weeks prior to mating, during mating (3 weeks) and 2 weeks postmating. No effects were observed in male or female fertility at 5 and 25 mg/kg/day (exposures up to 3 times those resulting with a human oral dose of 180 mg/day based on AUC comparison). At 75 mg/kg/day, there were slight adverse effects (slight decreases in body weight and food consumption) in males and females.

## 14 CLINICAL STUDIES

### 14.1 Secondary Hyperparathyroidism in Patients with Chronic Kidney Disease on Dialysis

Three 6-month, multicenter, randomized, double-blind, placebo-controlled clinical studies of similar design were conducted in patients with CKD on dialysis. A total of 665 patients were randomized to cinacalcet and 471 patients to placebo. The mean age of the patients was 54 years, 62% were male, and 52% were Caucasian. The average baseline iPTH level by the Nichols IRMA was 712 pg/mL, with 26% of the patients having a baseline iPTH level > 800 pg/mL. The mean baseline Ca x P product was 61 mg<sup>2</sup>/dL<sup>2</sup>. The average duration of dialysis prior to study enrollment was 67 months. Ninety-six percent of patients were on hemodialysis and 4% on peritoneal dialysis. At study entry, 66% of the patients were receiving vitamin D sterols and 93% were receiving phosphate binders. Cinacalcet (or placebo) was initiated at a dose of 30 mg once daily and titrated every 3 or 4 weeks to a maximum dose of 180 mg once daily to achieve an iPTH of ≤ 250 pg/mL. The dose was not increased if a patient had any of the following: iPTH ≤ 200 pg/mL, serum calcium < 7.8 mg/dL, or any symptoms of hypocalcemia. If a patient experienced symptoms of hypocalcemia or had a serum calcium < 8.4 mg/dL, calcium supplements and/or calcium-based phosphate binders could be increased. If these measures were insufficient, the vitamin D dose could be increased. Approximately 70% of patients in the

cinacalcet arm and 80% of the patients in the placebo arm completed the 6-month studies. In the primary efficacy analysis, 40% of the patients on cinacalcet and 5% of placebo-treated patients achieved an iPTH  $\leq$  250 pg/mL ( $p < 0.001$ ) (Table 7, Figure 1). These studies showed that cinacalcet reduced iPTH while lowering Ca x P, calcium, and phosphorus levels (Table 7, Figure 2). The median dose of cinacalcet at the completion of the studies was 90 mg. Patients with milder disease typically required lower doses.

Similar results were observed when either the iPTH or biointact PTH (biPTH) assay was used to measure PTH levels in CKD patients on dialysis; treatment with cinacalcet did not alter the relationship between iPTH and biPTH.

**Table 7. Effects of Cinacalcet on iPTH, Ca x P, Serum Calcium, and Serum Phosphorus in 6-month Phase 3 Studies (Patients on Dialysis)**

	Study 1		Study 2		Study 3	
	Placebo (n = 205)	Cinacalcet (n = 205)	Placebo (n = 165)	Cinacalcet (n = 166)	Placebo (n = 101)	Cinacalcet (n = 294)
iPTH						
Baseline (pg/mL):Median	535	537	556	547	670	703
Mean (SD)	651 (398)	636 (341)	630 (317)	652 (372)	832 (486)	848 (685)
Evaluation Phase (pg/mL)	563	275	592	238	737	339
Median Percent Change	+3.8	-48.3	+8.4	-54.1	+2.3	-48.2
Patients Achieving Primary Endpoint (iPTH $\leq$ 250 pg/mL) (%)*	4%	41% <sup>†</sup>	7%	46% <sup>†</sup>	6%	35% <sup>†</sup>
Patients Achieving $\geq$ 30% Reduction in iPTH (%)*	11%	61%	12%	68%	10%	59%
Patients Achieving iPTH $\leq$ 250 pg/mL and Ca x P $<$ 55 mg <sup>2</sup> /dL <sup>2</sup> (%)	1%	32%	5%	35%	5%	28%
Ca x P						
Baseline (mg <sup>2</sup> /dL <sup>2</sup> )	62	61	61	61	61	59
Evaluation Phase (mg <sup>2</sup> /dL <sup>2</sup> )	59	52	59	47	57	48

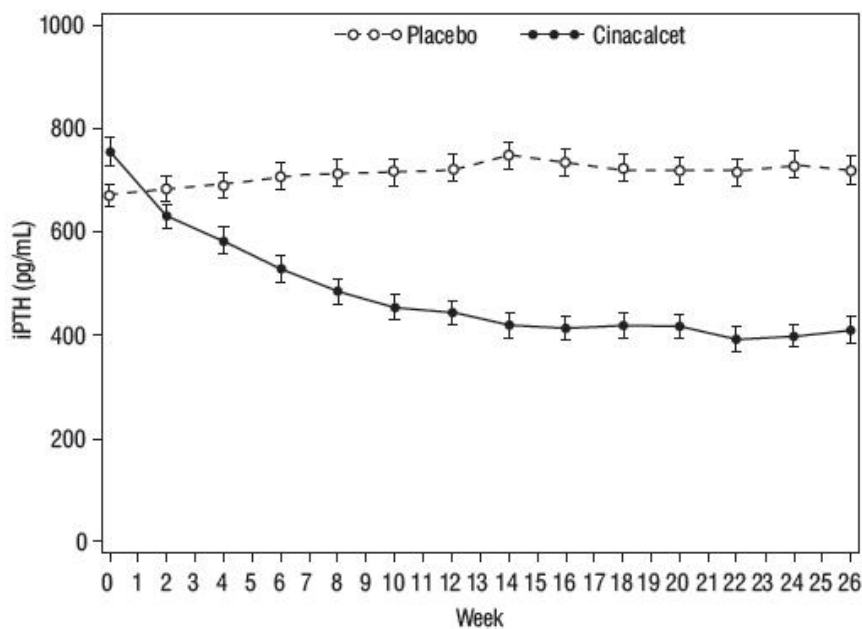
Median Percent Change	-2	-14.9	-3.1	-19.7	-4.8	-15.7
Calcium						
Baseline (mg/dL)	9.8	9.8	9.9	10	9.9	9.8
Evaluation Phase (mg/dL)	9.9	9.1	9.9	9.1	10	9.1
Median Percent Change	+0.5	-5.5	+0.1	-7.4	+0.3	-6
Phosphorus						
Baseline (mg/dL)	6.3	6.1	6.1	6	6.1	6
Evaluation Phase (mg/dL)	6	5.6	5.9	5.1	5.6	5.3
Median Percent Change	-1	-9	-2.4	-12.4	-5.6	-8.6

\* iPTH value based on averaging over the evaluation phase (defined as weeks 13 to 26 in studies 1 and 2 and weeks 17 to 26 in study 3).

† p < 0.001 compared with placebo; p-values presented for primary endpoint only.

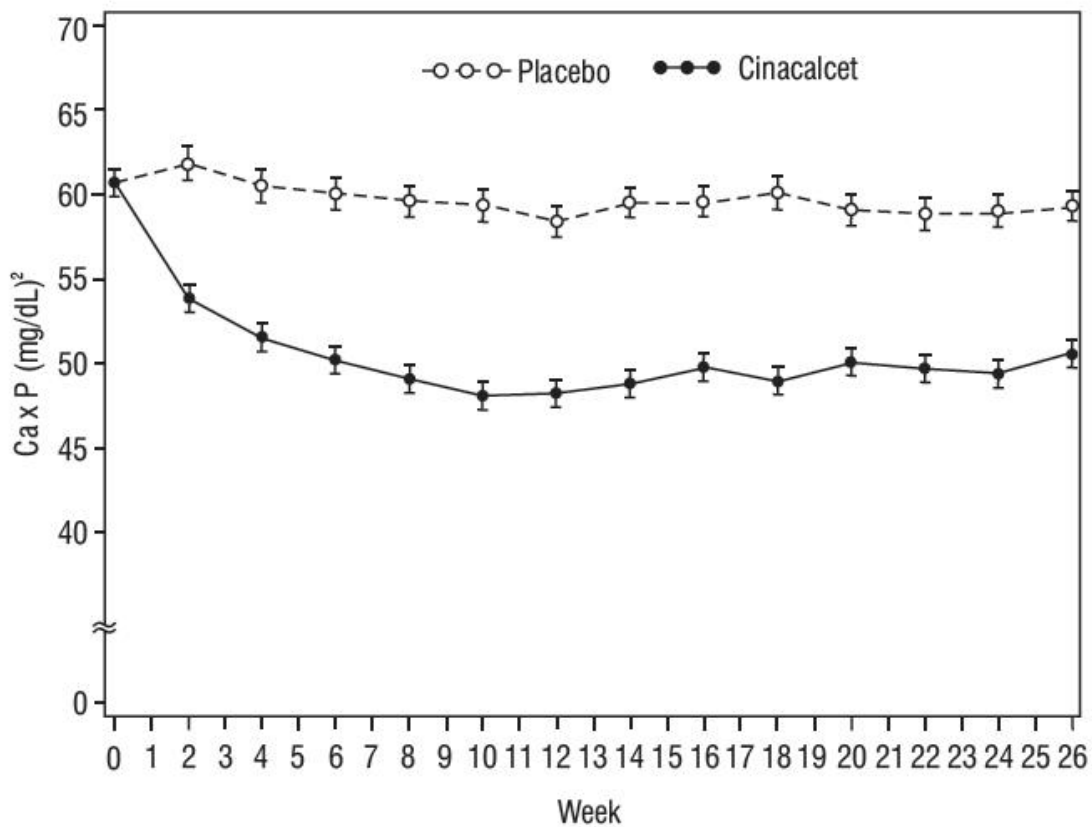
Values shown are medians unless indicated otherwise.

**Figure 1. Mean (SE) iPTH Values (Pooled Phase 3 Studies)**



Data are presented for patients who completed the studies; Placebo (n = 342), Cinacalcet (n = 439).

**Figure 2. Mean (SE) Ca x P Values (Pooled Phase 3 Studies)**



Data are presented for patients who completed the studies; Placebo (n = 342), Cinacalct (n = 439).

Reductions in iPTH and Ca x P were maintained for up to 12 months of treatment.

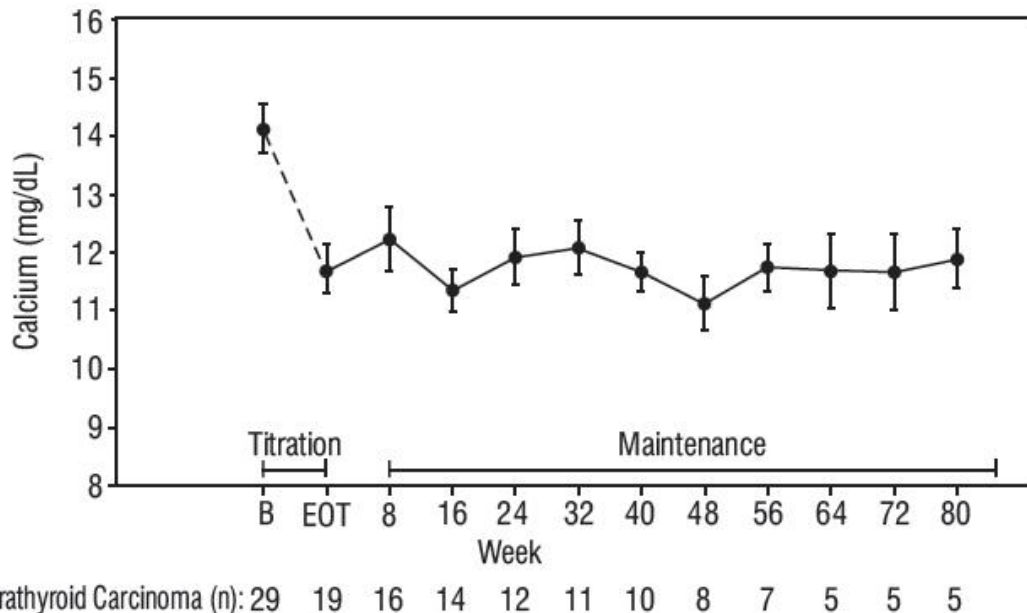
Cinacalct decreased iPTH and Ca x P levels regardless of disease severity (i.e., baseline iPTH value), duration of dialysis, and whether or not vitamin D sterols were administered. Approximately 60% of patients with mild (iPTH  $\geq 300$  to  $\leq 500$  pg/mL), 41% with moderate (iPTH  $> 500$  to  $800$  pg/mL), and 11% with severe (iPTH  $> 800$  pg/mL) secondary HPT achieved a mean iPTH value of  $\leq 250$  pg/mL. Plasma iPTH levels were measured using the Nichols IRMA.

#### 14.2 Parathyroid Carcinoma

Twenty-nine patients with Parathyroid Carcinoma were enrolled in a single-arm, open-label study. The study consisted of two phases, a dose-titration phase and a maintenance phase. Patients initially received 30 mg cinacalct twice daily and then were titrated every 2 weeks to a maximum dose of 90 mg four times daily. Dosage escalation during the variable-length (2 to 16 weeks) titration phase continued until the serum calcium concentration was  $\leq 10$  mg/dL (2.5 mmol/L), the patient reached the highest possible dosage, or adverse events precluded further dosage increases.

Twenty-nine patients entered the study. The median exposure to cinacalct was 229 days (range: 1 to 1,051). At baseline the mean (SE) serum calcium was 14.1 (0.4) mg/dL. At the end of the titration phase, the mean (SE) serum calcium was 12.4 (0.5) mg/dL, which is a mean reduction of 1.7 (0.6) mg/dL from baseline. Figure 3 illustrates mean serum calcium (mg/dL) over time for all patients still on study at each time point from the beginning of titration to study visit week 80. Daily dose during the study ranged from 30 mg twice daily to 90 mg four times daily.

**Figure 3. Serum Calcium Values in Patients With Parathyroid Carcinoma Receiving Cinacalcet at Baseline, Titration, and Maintenance Phase**



n = Number of patients with non-missing values at the timepoint.

End of Titration (EOT) phase could occur at any visit from week 2 to 16. Patients at EOT are those who completed titration.

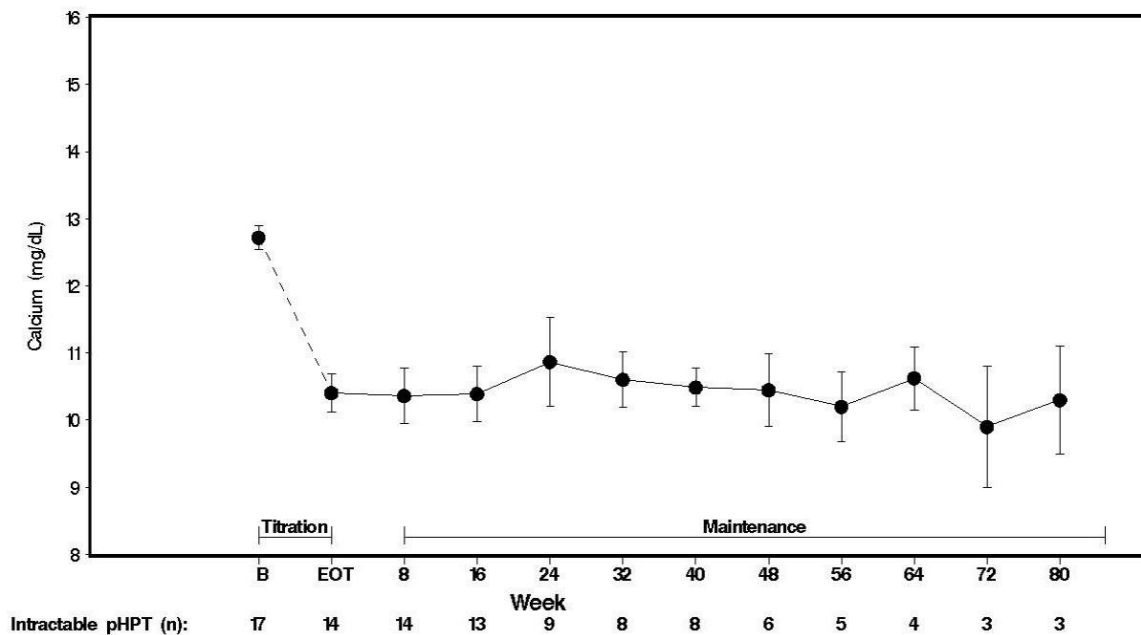
**14.3 Patients with Hypercalcemia Due to Primary Hyperparathyroidism**

Seventeen patients with severe hypercalcemia due to primary HPT, who had failed or had contraindications to parathyroidectomy, participated in an open-label, single-arm study. The study consisted of two phases, a dose- titration phase and a maintenance phase. In this trial, severe hypercalcemia was defined as a screening serum calcium level of > 12.5 mg/dL. Patients initially received 30 mg cinacalcet twice daily and then were titrated every 2 weeks to a maximum dose of 90 mg 4 times daily. Dosage escalation during the variable-length (2 to 16 weeks) titration phase continued until the serum calcium concentration was ≤ 10 mg/dL (2.5 mmol/L), the patient reached the highest possible dosage, or adverse events precluded further dosage increases.

Seventeen patients entered the study. The median exposure to cinacalcet was 270 days (range: 32 to 1,105). At baseline the mean (SE) serum calcium was 12.7 (0.2) mg/dL. At the end of the titration phase the mean (SE) serum calcium was 10.4 (0.3) mg/dL, which is a mean reduction of 2.3 (0.3) mg/dL from baseline. Figure 4 illustrates mean serum calcium (mg/dL) over time for all patients still on study at each time point from the beginning of titration to study visit week 80. Daily dose during the study ranged from 30 mg twice a day to 90 mg four times a day.

Figure 4. Mean Serum Calcium (SE) at Baseline, End of Titration, and Scheduled Maintenance Visits (Patients with Severe intractable primary HPT)





n = Number of patients with non-missing values at the timepoint.

End of Titration (EOT) phase could occur at any visit from week 2 to 16. Patients at EOT are those who completed titration.

## 16 HOW SUPPLIED/STORAGE AND HANDLING

Cinacalcet tablets are supplied as follows:

30 mg light-green, film-coated, oval-shaped tablets, debossed with “379” on one side and plain on other side.

Bottles of 30 with Child-resistant cap.....NDC 16714-078-01

60 mg light-green, film-coated, oval-shaped tablets, debossed with “380” on one side and plain on other side.

Bottles of 30 with Child-resistant cap.....NDC 16714-079-01

90 mg light-green, film-coated, oval-shaped tablets, debossed with “600” on one side and plain on other side.

Bottles of 30 with Child-resistant cap.....NDC 16714-080-01

### Storage

Store at 20° to 25°C (68° to 77°F); excursions permitted between 15° and 30°C (59° and 86°F) [see USP Controlled Room Temperature.]

Dispense in tight, light-resistant container as per USP.

## 17 PATIENT COUNSELING INFORMATION

- Hypocalcemia: Advise patients to report symptoms of hypocalcemia, including paresthesias, myalgias, muscle spasms, and seizures, to their healthcare provider [see Warnings and Precautions (5.1)].
- Upper Gastrointestinal Bleeding: Advise patients to report any symptoms of upper gastrointestinal bleeding to their health care provider [see Warnings and Precautions (5.2)].
- Heart Failure: Advise patients with heart failure that use of cinacalcet may worsen their heart failure and additional monitoring may be required [see Warnings and Precautions (5.3)].
- Advise patients to report nausea and vomiting to their health care provider [see Adverse Reactions (6.1)].
- Advise patients to take cinacalcet with food or shortly after a meal and to take the tablets whole and not divide them [see Dosage and Administration (2.1)].
- Inform patients of the importance of regular blood tests, in order to monitor the safety and efficacy

of cinacalcet therapy.

Manufactured for:

**NorthStar Rx LLC**

Memphis, TN 38141.

Manufactured by:

**Sun Pharmaceutical Industries Ltd.**

Survey No. 259/15,

Dadra-396 191, (U.T. of D & NH), India.

ISS. 06/2020

PGPI0392A

**PACKAGE LABEL.PRINCIPAL DISPLAY PANEL - 30 mg**

**Rx only**

**NDC16714-078-01**

**Cinacalcet Tablets**

**30 mg**

**30 Tablets**

**NORTHSTAR**



**PACKAGE LABEL.PRINCIPAL DISPLAY PANEL - 60 mg**

**Rx only**

**NDC 16714-079-01**

**Cinacalcet Tablets**

**60 mg**

**30 Tablets**

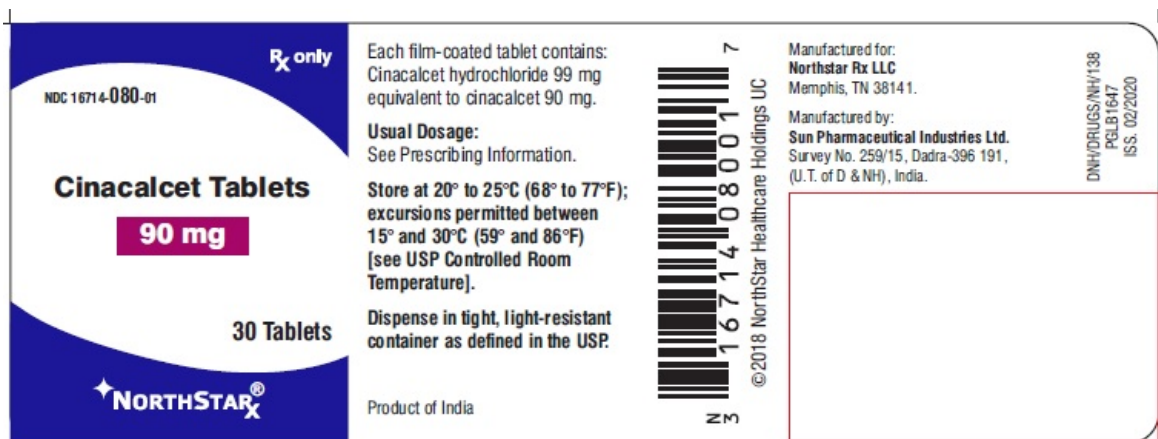
**NORTHSTAR**



**PACKAGE LABEL.PRINCIPAL DISPLAY PANEL - 90 mg**

**Rx only**  
**NDC 16714-080-01**  
**Cinacalcet Tablets**  
**90 mg**  
**30 Tablets**

**NORTHSTAR**



<b>CINACALCET</b>			
cinacalcet tablet, film coated			
<b>Product Information</b>			
<b>Product Type</b>	HUMAN PRESCRIPTION DRUG	<b>Item Code (Source)</b>	NDC:16714-078
<b>Route of Administration</b>	ORAL		
<b>Active Ingredient/Active Moiety</b>			
	<b>Ingredient Name</b>	<b>Basis of Strength</b>	<b>Strength</b>
	CINACALCET HYDROCHLORIDE (UNII: 1K860WSG25) (CINACALCET - UNII:UAZ6V7728S)	CINACALCET	30 mg
<b>Inactive Ingredients</b>			
	<b>Ingredient Name</b>	<b>Strength</b>	
	MICRO CRYSTALLINE CELLULOSE (UNII: OP1R32D61U)		
	HYDROXYPROPYL CELLULOSE (1600000 WAMW) (UNII: RFW2ET671P)		
	CROSPOLVIDONE (120 .MU.M) (UNII: 68401960MK)		
	SILICON DIOXIDE (UNII: ETJ7Z6XBU4)		
	MAGNESIUM STEARATE (UNII: 70097M6I30)		
	TITANIUM DIOXIDE (UNII: 15FIX9V2JP)		
	LACTOSE MONOHYDRATE (UNII: EWQ57Q8I5X)		

FD&C BLUE NO. 2 (UNII: L06K8R7DQK)	
FERRIC OXIDE YELLOW (UNII: EX438O2MRT)	
HYPROMELLOSE, UNSPECIFIED (UNII: 3NXW29V3WO)	
TRIACETIN (UNII: XHX3C3X673)	
POLYETHYLENE GLYCOL, UNSPECIFIED (UNII: 3WJQ0SDW1A)	
STARCH, CORN (UNII: O8232NY3SJ)	

### Product Characteristics

Color	GREEN (LIGHT GREEN)	Score	no score
Shape	OVAL	Size	11mm
Flavor		Imprint Code	379
Contains			

### Packaging

#	Item Code	Package Description	Marketing Start Date	Marketing End Date
1	NDC:16714-078-01	30 in 1 BOTTLE; Type 0: Not a Combination Product	02/27/2020	

### Marketing Information

Marketing Category	Application Number or Monograph Citation	Marketing Start Date	Marketing End Date
ANDA	ANDA207008	02/27/2020	

## CINACALCET

cinacalcet tablet, film coated

### Product Information

Product Type	HUMAN PRESCRIPTION DRUG	Item Code (Source)	NDC:16714-079
Route of Administration	ORAL		

### Active Ingredient/Active Moiety

Ingredient Name	Basis of Strength	Strength
CINACALCET HYDROCHLORIDE (UNII: 1K860WSG25) (CINACALCET - UNII:UAZ6V7728S)	CINACALCET	60 mg

### Inactive Ingredients

Ingredient Name	Strength
MICRO CRYSTALLINE CELLULOSE (UNII: OP1R32D61U)	
HYDROXYPROPYL CELLULOSE (1600000 WAMW) (UNII: RFW2ET671P)	
CROSPOLVIDONE (120 .MU.M) (UNII: 68401960MK)	
SILICON DIOXIDE (UNII: ETJ7Z6XBU4)	
MAGNESIUM STEARATE (UNII: 70097M6I30)	
TITANIUM DIOXIDE (UNII: 15FIX9V2JP)	
LACTOSE MONOHYDRATE (UNII: EWQ57Q8I5X)	
FD&C BLUE NO. 2 (UNII: L06K8R7DQK)	
FERRIC OXIDE YELLOW (UNII: EX438O2MRT)	
HYPROMELLOSE, UNSPECIFIED (UNII: 3NXW29V3WO)	
TRIACETIN (UNII: XHX3C3X673)	
POLYETHYLENE GLYCOL, UNSPECIFIED (UNII: 3WJQ0SDW1A)	
STARCH, CORN (UNII: O8232NY3SJ)	

### Product Characteristics

Color	GREEN (LIGHT GREEN)	Score	no score
-------	---------------------	-------	----------

Shape	OVAL	Size	14mm	
Flavor		Imprint Code	380	
Contains				
<b>Packaging</b>				
#	Item Code	Package Description	Marketing Start Date	Marketing End Date
1	NDC:16714-079-01	30 in 1 BOTTLE; Type 0: Not a Combination Product	02/27/2020	
<b>Marketing Information</b>				
Marketing Category	Application Number or Monograph Citation	Marketing Start Date	Marketing End Date	
ANDA	ANDA207008	02/27/2020		

<b>CINACALCET</b>				
cinacalcet tablet, film coated				
<b>Product Information</b>				
Product Type	HUMAN PRESCRIPTION DRUG	Item Code (Source)	NDC:16714-080	
Route of Administration	ORAL			
<b>Active Ingredient/Active Moiety</b>				
Ingredient Name	Basis of Strength	Strength		
CINACALCET HYDROCHLORIDE (UNII: 1K860WSG25) (CINACALCET - UNII:UAZ6V7728S)	CINACALCET	90 mg		
<b>Inactive Ingredients</b>				
Ingredient Name	Strength			
MICRO CRYSTALLINE CELLULOSE (UNII: OP1R32D61U)				
HYDROXYPROPYL CELLULOSE (1600000 WAMW) (UNII: RFW2ET671P)				
CROSPVIDONE (120 .MU.M) (UNII: 68401960MK)				
SILICON DIOXIDE (UNII: ETJ7Z6XBU4)				
MAGNESIUM STEARATE (UNII: 70097M6I30)				
TITANIUM DIOXIDE (UNII: 15FIX9V2JP)				
LACTOSE MONOHYDRATE (UNII: EWQ57Q8I5X)				
FD&C BLUE NO. 2 (UNII: L06K8R7DQK)				
FERRIC OXIDE YELLOW (UNII: EX438O2MRT)				
HYPROMELLOSE, UNSPECIFIED (UNII: 3NXW29V3WO)				
TRIACETIN (UNII: XHX3C3X673)				
POLYETHYLENE GLYCOL, UNSPECIFIED (UNII: 3WJQ0SDW1A)				
STARCH, CORN (UNII: O8232NY3SJ)				
<b>Product Characteristics</b>				
Color	GREEN (LIGHT GREEN)	Score	no score	
Shape	OVAL	Size	16mm	
Flavor		Imprint Code	600	
Contains				
<b>Packaging</b>				
#	Item Code	Package Description	Marketing Start Date	Marketing End Date
1	NDC:16714-080-01	30 in 1 BOTTLE; Type 0: Not a Combination Product	02/27/2020	

## Marketing Information

Marketing Category	Application Number or Monograph Citation	Marketing Start Date	Marketing End Date
ANDA	ANDA207008	02/27/2020	

**Labeler** - NorthStar RxLLC (830546433)

## Establishment

Name	Address	ID/FEI	Business Operations
Sun Pharmaceutical Industries Limited		650445203	ANALYSIS(16714-078, 16714-079, 16714-080) , MANUFACTURE(16714-078, 16714-079, 16714-080)

Revised: 6/2020

NorthStar RxLLC