

# **ARALAST NP- alpha-1-proteinase inhibitor (human)**

## **Takeda Pharmaceuticals America, Inc.**

-----

### **HIGHLIGHTS OF PRESCRIBING INFORMATION**

**These highlights do not include all the information needed to use ARALAST NP safely and effectively. See full prescribing information for ARALAST NP.**

**ARALAST® NP (Alpha<sub>1</sub>-Proteinase Inhibitor (Human))**  
**For Intravenous Use. Lyophilized Powder for Solution for Injection**  
**Initial U.S. Approval: 2002**

### **INDICATIONS AND USAGE**

ARALAST NP is an Alpha<sub>1</sub>-Proteinase Inhibitor (Human) (Alpha<sub>1</sub>-PI) indicated for chronic augmentation therapy in adults with clinically evident emphysema due to severe congenital deficiency of Alpha<sub>1</sub>-PI (alpha<sub>1</sub>-antitrypsin deficiency). ARALAST NP increases antigenic and functional (anti-neutrophil elastase capacity, ANEC) serum levels and antigenic lung epithelial lining fluid levels of Alpha<sub>1</sub>-PI. (1)

The effect of augmentation therapy with any Alpha<sub>1</sub>-PI, including ARALAST NP, on pulmonary exacerbations and on the progression of emphysema in alpha<sub>1</sub>-antitrypsin deficiency has not been conclusively demonstrated in randomized, controlled clinical trials. (1)

Clinical data demonstrating the long-term effects of chronic augmentation and maintenance therapy of individuals with ARALAST NP or ARALAST are not available. (1)

ARALAST NP is not indicated as therapy for lung disease in patients in whom severe Alpha<sub>1</sub>-PI deficiency has not been established. (1)

### **DOSAGE AND ADMINISTRATION**

#### **For Intravenous Use Only**

- Recommended dosage is 60 mg/kg body weight administered once weekly by intravenous infusion. (2.1)
- Administer at a rate not to exceed 0.2 mL/kg body weight/minute, and as determined by the response and comfort of the patient. (2.3)

### **DOSAGE FORMS AND STRENGTHS**

Available as a lyophilized powder in single dose vials containing 0.5 gram or 1 gram of functional Alpha<sub>1</sub>-PI. (3)

### **CONTRAINDICATIONS**

Immunoglobulin A (IgA) deficient patients with antibodies against IgA. (4)

### **WARNINGS AND PRECAUTIONS**

- Severe hypersensitivity and anaphylactic reactions may occur in IgA deficient patients with antibodies against IgA. (5.1)
- May carry a risk of transmitting infectious agents such as viruses, the variant Creutzfeldt-Jakob disease (vCJD) and theoretically, the Creutzfeldt-Jakob disease (CJD) agent, despite manufacturing steps designed to minimize the risk of viral transmission. (5.2)

### **ADVERSE REACTIONS**

Most common adverse reaction occurring in ≥5% of infusions in clinical studies were headache, musculoskeletal discomfort, vessel puncture site bruise, nausea, and rhinorrhea. (6.1)

**To report SUSPECTED ADVERSE REACTIONS, contact Takeda Pharmaceuticals U.S.A., Inc. at 1-877-TAKEDA-7 (1-877-825-3327) or FDA at 1-800-FDA-1088 or [www.fda.gov/medwatch](http://www.fda.gov/medwatch). See 17 for PATIENT COUNSELING INFORMATION.**

**Revised: 10/2024**

## **FULL PRESCRIBING INFORMATION: CONTENTS\***

### **1 INDICATIONS AND USAGE**

### **2 DOSAGE AND ADMINISTRATION**

2.1 Dosage

2.2 Reconstitution

2.3 Administration

### **3 DOSAGE FORMS AND STRENGTHS**

### **4 CONTRAINDICATIONS**

### **5 WARNINGS AND PRECAUTIONS**

5.1 Hypersensitivity Reactions

5.2 Transmission of Infectious Agents

### **6 ADVERSE REACTIONS**

6.1 Clinical Trials Experience

6.2 Postmarketing Experience

### **8 USE IN SPECIFIC POPULATIONS**

8.1 Pregnancy

8.2 Lactation

8.4 Pediatric Use

8.5 Geriatric Use

### **11 DESCRIPTION**

### **12 CLINICAL PHARMACOLOGY**

12.1 Mechanism of Action

12.2 Pharmacodynamics

12.3 Pharmacokinetics

### **13 NONCLINICAL TOXICOLOGY**

13.1 Carcinogenesis, Mutagenesis, Impairment of Fertility

### **14 CLINICAL STUDIES**

### **15 REFERENCES**

### **16 HOW SUPPLIED/STORAGE AND HANDLING**

### **17 PATIENT COUNSELING INFORMATION**

\* Sections or subsections omitted from the full prescribing information are not listed.

---

## **FULL PRESCRIBING INFORMATION**

### **1 INDICATIONS AND USAGE**

ARALAST NP is an Alpha<sub>1</sub>-Proteinase Inhibitor (Alpha<sub>1</sub>-PI) indicated for chronic augmentation therapy in adults with clinically evident emphysema due to severe congenital deficiency of Alpha<sub>1</sub>-PI (alpha<sub>1</sub>-antitrypsin deficiency). ARALAST NP increases antigenic and functional (anti-neutrophil elastase capacity, ANEC) serum levels and antigenic lung epithelial lining fluid levels of Alpha<sub>1</sub>-PI.

The effect of augmentation therapy with any Alpha<sub>1</sub>-PI, including ARALAST NP, on pulmonary exacerbations and on the progression of emphysema in alpha<sub>1</sub>-antitrypsin deficiency has not been conclusively demonstrated in randomized, controlled clinical trials.

Clinical data demonstrating the long-term effects of chronic augmentation and maintenance therapy with ARALAST NP or ARALAST are not available.

ARALAST NP is not indicated as therapy for lung disease in patients in whom severe congenital Alpha<sub>1</sub>-PI deficiency has not been established.

## **2 DOSAGE AND ADMINISTRATION**

### **For Intravenous Use Only**

#### **2.1 Dosage**

- Dose ranging studies using efficacy endpoints have not been performed.
- Administer 60 mg/kg body weight of ARALAST NP once weekly by intravenous infusion.

#### **2.2 Reconstitution**

1. Use aseptic technique.
2. Allow ARALAST NP and diluent to reach room temperature before reconstitution.
3. Remove caps from the diluent and product vials.
4. Swab the exposed stopper surfaces with alcohol.
5. Remove cover from one end of the double-ended transfer needle. Insert the exposed end of the needle through the center of the stopper in the diluent vial.
6. Remove plastic cap from the other end of the double-ended transfer needle now seated in the stopper of the diluent vial. To reduce any foaming, invert the vial of diluent and insert the exposed end of the needle through the center of the stopper in the product vial at an angle, making certain that the diluent vial is always above the product vial. The angle of insertion directs the flow of diluent against the side of the product vial. Refer to Figure 1 below. The vacuum in the vial is sufficient to allow transfer of all of the diluent.



**Figure 1**

7. Disconnect the two vials by removing the diluent vial from the transfer needle. This allows any remaining low pressure in the product vial to equalize. Next, remove the double-ended transfer needle from the product vial and discard the needle into the appropriate safety container.
8. Let the vial stand until most of the contents is in solution, then GENTLY swirl until the powder is completely dissolved. Reconstitution requires no more than five minutes for a 0.5 gram vial and no more than 10 minutes for a 1 gram vial.  
Note: Do not shake the content of the vial. Do not invert the vial until ready to withdraw content.

9. Reconstituted product is a colorless or slightly yellow to yellow-green solution.
10. A few small visible particles may occasionally remain in the reconstituted product. These will be removed by the sterile 20 micron filter needle supplied with the product.
11. Place the product vial on a stable flat surface.
12. Open the blister pack of the 20 micron filter needle.
13. Twist to remove the protective cap from the Luer adapter of the filter needle.
14. Attach a single-use syringe (not provided) to the Luer adapter of the filter needle.
15. Remove the protective cap from the filter needle and draw back plunger of the syringe to admit air into syringe. Insert the filter needle through the center of the stopper in product vial.
16. Push the plunger to admit air in the product vial.
17. Invert the system (product vial with syringe attached) so that product vial is on top.
18. Withdraw the reconstituted product into the syringe.
19. Remove the syringe from the filter needle and product vial. Remove filter needle from product vial and discard the needle into the appropriate sharps container.

## **2.3 Administration**

### **For intravenous infusion**

1. Product from multiple vials may be pooled to achieve the calculated dose [*See Dosage (2.1)*].
2. Several vials may be pooled using a separate needle (not provided) into an empty, sterile intravenous solution container using aseptic technique.
3. Inspect the filtered reconstituted product visually for particulate matter and discoloration prior to administration. Administer ARALAST NP within three hours after reconstitution to reduce the risk of harmful microbial growth. Discard any unused contents.
4. Administer ARALAST NP alone, without mixing with other agents or diluting solutions.

### **Infusion Rate**

- Administer ARALAST NP at a rate not to exceed 0.2 mL per kg body weight per minute, and as determined by the response and comfort of the patient.
- Reduce the infusion rate or halt the infusion if adverse reactions occur. Resume the infusion at a rate tolerated by the patient after symptoms subside.

## **3 DOSAGE FORMS AND STRENGTHS**

ARALAST NP is available as a lyophilized powder in single dose vials containing 0.5 gram or 1 gram of functional Alpha<sub>1</sub>-PI.

## **4 CONTRAINDICATIONS**

ARALAST NP is contraindicated in immunoglobulin A (IgA) deficient patients with antibodies against IgA, due to the risk of severe hypersensitivity.

## **5 WARNINGS AND PRECAUTIONS**

### **5.1 Hypersensitivity Reactions**

ARALAST NP may contain trace amounts of IgA. Patients with known antibodies to IgA, which can be present in patients with selective or severe IgA deficiency, have a greater risk of developing severe hypersensitivity and anaphylactic reactions. Closely follow the recommended infusion rate [see *Dosage and Administration* (2.3)]. Monitor vital signs continuously and observe the patient carefully throughout the infusion. Discontinue the infusion if hypersensitivity symptoms occur and administer appropriate emergency treatment. Have epinephrine and other appropriate supportive therapy available for the treatment of any acute anaphylactic or anaphylactoid reaction.

## **5.2 Transmission of Infectious Agents**

Because this product is made from human plasma, it may carry a risk of transmitting infectious agents, such as viruses, the variant Creutzfeldt-Jakob disease (vCJD) and theoretically, the Creutzfeldt-Jakob disease (CJD) agent. This also applies to unknown or emerging viruses and other pathogens. The risk of transmitting an infectious agent has been minimized by screening plasma donors for prior exposure to certain viruses, by testing for the presence of certain virus infections and by inactivating and removing certain viruses during the manufacturing process. Despite these measures, such products may still potentially transmit human pathogenic agents.

No seroconversions for hepatitis B or C (HBV or HCV) or human immunodeficiency virus (HIV) or any other known infectious agent were reported with the use of ARALAST NP during clinical studies.

All infections thought by a physician to possibly have been transmitted by this product should be reported by the physician or other healthcare provider to Takeda Pharmaceuticals U.S.A., Inc., at 1-877-TAKEDA-7 (1-877-825-3327) (in the U.S.).

## **6 ADVERSE REACTIONS**

Hypersensitivity reactions have been reported in patients following administration of ARALAST/ARALAST NP [see *Warnings and Precautions* (5.1)].

No serious adverse reactions related to the use of ARALAST NP were reported in clinical trials. The most common adverse reactions occurring in  $\geq 5\%$  of infusions in clinical trials were headache, musculoskeletal discomfort, vessel puncture site bruise, nausea, and rhinorrhea.

### **6.1 Clinical Trials Experience**

Because clinical trials are conducted under widely varying conditions, adverse reaction rates observed in the clinical trials of a drug cannot be directly compared to rates in the clinical trials of another drug and may not reflect the rates observed in clinical practice.

The safety of ARALAST NP was evaluated in a total of 38 subjects with severe congenital Alpha<sub>1</sub>-PI deficiency (pre-augmentation therapy serum levels of Alpha<sub>1</sub>-PI of less than 11 microM) in two clinical trials. The crossover trial was a multicenter, randomized, double-blind, single-dose pharmacokinetic (PK) comparability trial conducted in 25 subjects with severe congenital Alpha<sub>1</sub>-PI deficiency to evaluate the pharmacokinetics of ARALAST NP (test drug, 60 mg/kg body weight) as compared to ARALAST (reference drug, 60 mg/kg body weight), each infused at a rate of 0.2 mL/kg body weight/minute. The BAL trial was a multicenter, open-label, non-randomized trial in 13 subjects with severe congenital

Alpha<sub>1</sub>-PI deficiency to determine the safety and effects of weekly augmentation therapy with ARALAST NP (60 mg/kg body weight/week) administered at a rate of 0.2 mL/kg body weight/minute in elevating Alpha<sub>1</sub>-PI levels in serum and epithelial lining fluid (ELF).

In both trials, there were no deaths and no serious adverse reactions associated with ARALAST NP or ARALAST administration. None of the subjects withdrew from the trial due to an adverse reaction. There was no reduction in infusion rate at 0.2 mL/kg body weight/min or infusion discontinuation/interruption due to an adverse reaction, except for one subject in the crossover trial who experienced pain at infusion site during ARALAST administration.

**Table 1** summarizes the number of subjects, the total number of infusions, and the rate of adverse reactions (ARs) associated with ARALAST NP or ARALAST treatment for each clinical trial.

**Table 1: Number of Subjects/Infusions/Adverse Reactions (ARs)\* Occurring during ARALAST NP or ARALAST Treatment**

	<b>Crossover Trial</b>	<b>Crossover Trial</b>	<b>BAL Trial</b>
	<b>ARALAST NP</b>	<b>ARALAST</b>	<b>ARALAST NP</b>
No. of subjects treated	25	25	13
No. of infusions	25	25	104
No. (%) of subjects with serious ARs	0 (0%)	0 (0%)	0 (0%)
No. of serious ARs	0	0	0
No. (%) of subjects with non-serious ARs	12 (48%)	13 (52%)	4 (31%)
No. of non-serious ARs	26	21	14
No. (%) of Mild <sup>†</sup> ARs	21 (81%)	16 (76%)	8 (57%)
No. (%) of Moderate <sup>‡</sup> ARs	5 (19%)	5 (24%)	5 (36%)
No. (%) of Severe <sup>§</sup> ARs	0 (0%)	0 (0%)	1 (7%)

\* An adverse reaction (AR) is any adverse event which met any of the following criteria: (a) an adverse event that began during infusion or within 72 hours following the end of product infusion, or (b) an adverse event considered by the investigator to be at least possibly related to product administration, or (c) an adverse event for which causality assessment was missing or indeterminate.

† A mild reaction was defined as a transient discomfort that does not interfere in a significant manner with the subject's normal functioning level, or an event that resolves spontaneously or may require minimal therapeutic intervention

‡ A moderate reaction was defined as an event that is considered related to study product and that produces limited impairment of function and can require therapeutic intervention, or that produces no sequelae

§ A severe reaction was defined as an event that is considered related to study product and that results in a marked impairment of function and can lead to temporary inability to resume usual life pattern, or that produces sequelae which requires prolonged therapeutic intervention

The most common ARs (defined as adverse reactions occurring in  $\geq 5\%$  of infusions) in each clinical trial are shown in **Table 2**.

**Table 2: Adverse Reactions (ARs)\* Occurring in  $\geq 5\%$  of Infusions**

	<b>Crossover Trial (Number of Subjects = 25; Number of infusions per product = 25)</b>	<b>Crossover Trial (Number of Subjects = 25; Number of infusions per product = 25)</b>	<b>BAL Trial (Number of Subjects = 13; Number of infusions = 104)</b>
<b>Reaction</b>	<b>ARALAST NP N (%)†</b>	<b>ARALAST N (%)†</b>	<b>ARALAST NP N (%)†</b>
Headache	4 (16%)	3 (12%)	0 (0%)
Musculoskeletal discomfort	4 (16%)	2 (8%)	0 (0%)
Vessel puncture site bruise	2 (8%)	4 (16%)	0 (0%)
Lethargy	0 (0%)	2 (8%)	0 (0%)
Nausea	2 (8%)	2 (8%)	0 (0%)
Rhinorrhea	1 (4%)	0 (0%)	6 (6%)

\* An adverse reaction (AR) is any adverse event which met any of the following criteria: (a) an adverse event that began during infusion or within 72 hours following the end of product infusion, or (b) an adverse event considered by the investigator to be at least possibly related to product administration, or (c) an adverse event for which causality assessment was missing or indeterminate.

† Expressed as number of events (N) divided by total number of infusions, then multiplied by 100.

### **ARALAST versus PROLASTIN Trial**

ARALAST was evaluated for up to 96 weeks in 27 subjects with a congenital deficiency of Alpha<sub>1</sub>-PI and clinically evident emphysema. During the initial 10 weeks of the trial, subjects were randomized to receive either ARALAST or a commercially available preparation of Alpha<sub>1</sub>-PI (PROLASTIN).

During the entire period of administration of ARALAST, the most common adverse reactions occurring at a rate of  $>0.5\%$  of infusions included pharyngitis (1.2%), headache (0.8%), and cough increased (0.5%). Adverse reactions that occurred at rates  $< 0.5\%$  included somnolence, rash, tinnitus, back pain, chest pain, peripheral edema, dizziness, insomnia, bronchitis, abdomen enlarged, abdominal pain, allergic reaction, pruritus, chills, fever, vasodilation, nausea, hypertonia, hypesthesia, nervousness, asthma, dyspnea, lung disorder, abnormal vision, conjunctivitis, and dysmenorrhea.

Twenty-six (26) of 27 (96.3%) subjects experienced a total of 94 upper and lower respiratory-tract infections during the 96-week trial (median: 3.0; range: 1 to 8; mean  $\pm$  SD:  $3.6 \pm 2.3$  infections). Twenty-eight (29.8%) of the respiratory infections occurred in 19 (70.4%) subjects during the first 24 weeks of the 96-week trial suggesting that the risk of infection did not change with time on ARALAST. In a post-hoc analysis, subjects

experienced a range of 0 to 8 exacerbations of COPD over the 96-week trial with a median of less than one exacerbation per year (median: 0.61; mean  $\pm$  SD:  $0.83 \pm 0.87$  exacerbations per year).

Treatment-emergent elevations ( $>$  two times the upper limit of normal) in aminotransferases (ALT or AST), up to 3.7 times the upper limit of normal, were noted in 3 of 27 (11.1%) subjects. Elevations were transient lasting three months or less. No subject developed any evidence of viral hepatitis or hepatitis seroconversion while being treated with ARALAST, including 13 evaluable subjects who were not vaccinated against hepatitis B.

No clinically relevant alterations in blood pressure, heart rate, respiratory rate, or body temperature occurred during infusion of ARALAST. Mean hematology and routine clinical chemistry (other than ALT) laboratory parameters were little changed over the duration of the trial, with individual variations not clinically meaningful.

There were no serious adverse reactions or seroconversions reported for the ARALAST group during the 96 week trial period. No subject developed antibodies to Alpha<sub>1</sub>-PI.

### ***Immunogenicity***

- The detection of antibody formation is highly dependent on the sensitivity and specificity of the assay. Additionally, the observed incidence of antibody (including neutralizing antibody) positivity in an assay may be influenced by several factors including assay methodology, sample handling, timing of sample collection, concomitant medications, and underlying disease. For these reasons, comparison of the incidence of antibodies to ARALAST NP with the incidence of antibodies to other products may be misleading.
- Immunogenicity of ARALAST NP was evaluated in the BAL trial. None of the treated subjects developed antibodies against ARALAST NP.

## **6.2 Postmarketing Experience**

The following adverse reactions have been identified during post-approval use of ARALAST NP. Because these reactions are reported voluntarily from a population of uncertain size, it is not always possible to reliably estimate their frequency or establish a causal relationship to drug exposure.

Vascular Disorders: Flushing

Gastrointestinal Disorders: Vomiting, Diarrhea

Skin and Subcutaneous Tissue Disorders: Urticaria

Musculoskeletal and Connective Tissue Disorders: Myalgia

General and Administration Site Conditions: Injection site reaction, Fatigue, Malaise, Asthenia, Feeling abnormal

## **8 USE IN SPECIFIC POPULATIONS**

### **8.1 Pregnancy**

#### Risk Summary

There are no data with ARALAST NP use in pregnant women to inform a drug-associated



risk. Animal reproduction studies have not been conducted with ARALAST NP. It is also not known whether ARALAST NP can cause fetal harm when administered to pregnant women or can affect reproductive capacity.

In the U.S. general population, the estimated background risk of major birth defect and miscarriage in clinically recognized pregnancies is 2-4% and 15-20%, respectively.

## **8.2 Lactation**

### Risk Summary

There is no information regarding the presence of ARALAST NP in human milk, the effect on the breastfed infant, or the effects on milk production.

The developmental and health benefits of breastfeeding should be considered along with the mother's clinical need for ARALAST NP and any potential adverse effects on the breastfed infant from ARALAST NP or from the underlying maternal condition.

## **8.4 Pediatric Use**

Safety and effectiveness in pediatric patients have not been established.

## **8.5 Geriatric Use**

Clinical studies of ARALAST NP did not include sufficient numbers of subjects aged 65 and over to determine whether they respond differently from younger subjects. As for all patients, dosing for geriatric patients should be appropriate to their overall situation. Safety and effectiveness in patients over age 65 years of age have not been established.

## **11 DESCRIPTION**

ARALAST NP contains approximately 2% Alpha<sub>1</sub>-PI with truncated C-terminal lysine (removal of Lys394), whereas ARALAST contains approximately 67% Alpha<sub>1</sub>-PI with the C-terminal lysine truncation.<sup>8</sup> No known data suggest influence of these structural modifications on the functional activity and immunogenicity of Alpha<sub>1</sub>-PI.<sup>9</sup>

ARALAST NP is a sterile, lyophilized preparation of purified human alpha<sub>1</sub>-proteinase inhibitor (Alpha<sub>1</sub>-PI), also known as alpha<sub>1</sub>-antitrypsin (AAT).<sup>1</sup> ARALAST NP is a similar product to ARALAST, containing the same active components of plasma Alpha<sub>1</sub>-PI with identical formulations.

ARALAST NP is prepared from large pools of human plasma by using the cold ethanol fractionation process, followed by purification steps including polyethylene glycol and zinc chloride precipitations and ion exchange chromatography.

To reduce the risk of viral transmission, the manufacturing process includes treatment with a solvent detergent (S/D) mixture [tri-n-butyl phosphate and polysorbate 80] to inactivate enveloped viral agents such as human immunodeficiency virus (HIV), hepatitis B (HBV), and hepatitis C (HCV). In addition, a nanofiltration step is incorporated into the manufacturing process to reduce the risk of transmission of enveloped and non-enveloped viral agents. Based on *in vitro* studies, the process used to produce ARALAST NP has been shown to inactivate and/or partition various viruses as shown in **Table 3** below.

**Table 3: Virus Log Reduction in ARALAST NP Manufacturing Process**

<b>Processing Step</b>	<b>Virus Log Reduction Factors HIV-1</b>	<b>Virus Log Reduction Factors BVDV</b>	<b>Virus Log Reduction Factors PRV</b>	<b>Virus Log Reduction Factors HAV</b>	<b>Virus Log Reduction Factors MMV</b>
Cold ethanol fractionation	4.6	1.4	2.1	1.4	≤1.0*
Solvent Detergent-treatment	>5.8	>6.0	>5.5	N/A	N/A
15 N nanofiltration	>5.3	>6.0	>5.6	>5.1	4.9
<b>Overall reduction factor</b>	<b>&gt;15.7</b>	<b>&gt;13.4</b>	<b>&gt;13.2</b>	<b>&gt;6.5</b>	<b>4.9</b>

N/A – Not applicable; study did not test for virus indicated.

HIV-1: Human Immunodeficiency Virus-1; BVDV: Bovine Viral Diarrhea Virus, model for Hepatitis C Virus and other lipid enveloped RNA viruses; PRV: Pseudorabies Virus, model for lipid-enveloped DNA viruses, to which Hepatitis B also belongs; HAV: Hepatitis A Virus; MMV: Mice Minute Virus, model for small non-lipid-enveloped DNA viruses

\* Reduction factors ≤ 1 are not used for calculation of the overall reduction factor.

The unreconstituted, lyophilized cake should be white or off-white to slightly yellow-green or yellow in color. When reconstituted as directed, the concentration of functionally active Alpha<sub>1</sub>-PI is ≥16 mg/mL and the specific activity is ≥0.55 mg active Alpha<sub>1</sub>-PI/mg total protein. The composition of the reconstituted product is as follows:

<b>Component</b>	<b>Quantity/mL</b>
Elastase Inhibitory Activity	≥400 mg Active Alpha <sub>1</sub> -PI/0.5 g vial * ≥800 mg Active Alpha <sub>1</sub> -PI/1 g vial †
Albumin	≤5 mg/mL
Polyethylene Glycol	≤112 mcg/mL
Polysorbate 80	≤50 mcg/mL
Sodium	≤230 micromol/mL
Tri-n-butyl Phosphate	≤1 mcg/mL
Zinc	≤3 mg/L

\* Reconstitution volume: 25 mL/0.5 g vial

† Reconstitution volume: 50 mL/1 g vial

Each vial of ARALAST NP has the functional activity, as determined by inhibition of porcine pancreatic elastase, stated on the label. The formulation contains no preservative. The pH of the solution ranges from 7.2 to 7.8. Product must only be

administered intravenously.

## **12 CLINICAL PHARMACOLOGY**

### **12.1 Mechanism of Action**

ARALAST NP administration is intended to inhibit serine proteases such as neutrophil elastase (NE), which is capable of degrading protein components of the alveolar walls and which is chronically present in the lung.

Alpha<sub>1</sub>-PI deficiency is an autosomal, co-dominant, hereditary disorder characterized by low serum and lung levels of Alpha<sub>1</sub>-PI.<sup>1,2,4,5</sup> Severe forms of the deficiency are frequently associated with slowly progressive, moderate-to-severe panacinar emphysema that most often manifests in the third to fourth decades of life.<sup>1,2,3,5,6</sup> However, an unknown percentage of individuals with severe Alpha<sub>1</sub>-PI deficiency are not diagnosed with or may never develop clinically evident emphysema during their lifetimes. Individuals with Alpha<sub>1</sub>-PI deficiency have little protection against NE released by neutrophils in their lower respiratory tract, resulting in a protease:protease inhibitor imbalance in the lung.<sup>2,7</sup> This imbalance allows relatively unopposed destruction of the connective tissue framework of the lung parenchyma.<sup>7</sup>

There are a large number of phenotypic variants of this disorder.<sup>1,2,3</sup> Individuals with the PiZZ variant typically have serum Alpha<sub>1</sub>-PI levels less than 35% of the average normal level.<sup>1,4</sup> Individuals with the Pi(null)(null) variant have undetectable Alpha<sub>1</sub>-PI protein in their serum.<sup>1,2</sup> Individuals with these low serum Alpha<sub>1</sub>-PI levels, i.e., less than 11 microM, have an increased risk of developing emphysema over their lifetimes. In addition, PiSZ individuals, whose serum Alpha<sub>1</sub>-PI levels range from approximately 9 to 23 microM,<sup>10</sup> are considered to have moderately increased risk for developing emphysema, regardless of whether their serum Alpha<sub>1</sub>-PI levels are above or below 11 microM. The risk of accelerated development and progression of emphysema in individuals with severe Alpha<sub>1</sub>-PI deficiency is higher in smokers than in ex-smokers or non-smokers.<sup>2</sup>

Not all individuals with severe genetic variants of Alpha<sub>1</sub>-PI deficiency have emphysema. Augmentation therapy with Alpha<sub>1</sub>-Proteinase Inhibitor (Human) is indicated only in patients with severe congenital Alpha<sub>1</sub>-PI deficiency who have clinically evident emphysema.

Augmenting the levels of functional Alpha<sub>1</sub>-proteinase inhibitor by intravenous infusion is an approach to therapy for patients with Alpha<sub>1</sub>-PI deficiency. However, the efficacy of augmentation therapy in affecting the progression of emphysema has not been demonstrated in randomized, controlled clinical trials. The intended theoretical goal is to provide protection to the lower respiratory tract by correcting the imbalance between neutrophil elastase and protease inhibitors. Whether augmentation therapy with ARALAST NP actually protects the lower respiratory tract from progressive emphysematous changes has not been evaluated. Although the maintenance of blood serum levels of Alpha<sub>1</sub>-PI (antigenically measured) above 11 microM has been historically postulated to provide therapeutically relevant anti-neutrophil elastase protection, this has not been proven. Individuals with severe Alpha<sub>1</sub>-PI deficiency have been shown to have increased neutrophil and neutrophil elastase concentrations in lung epithelial lining fluid compared to normal PiMM individuals, and some PiSZ individuals with Alpha<sub>1</sub>-PI above 11

microM have emphysema attributed to Alpha<sub>1</sub>-PI deficiency. These observations underscore the uncertainty regarding the appropriate therapeutic target serum level of Alpha<sub>1</sub>-PI during augmentation therapy. The clinical benefit of increased blood levels of Alpha<sub>1</sub>-PI at the recommended dose has not been established.

The clinical efficacy of ARALAST NP in influencing the course of pulmonary emphysema or the frequency, duration, or severity of pulmonary exacerbations has not been demonstrated in randomized, controlled clinical trials.

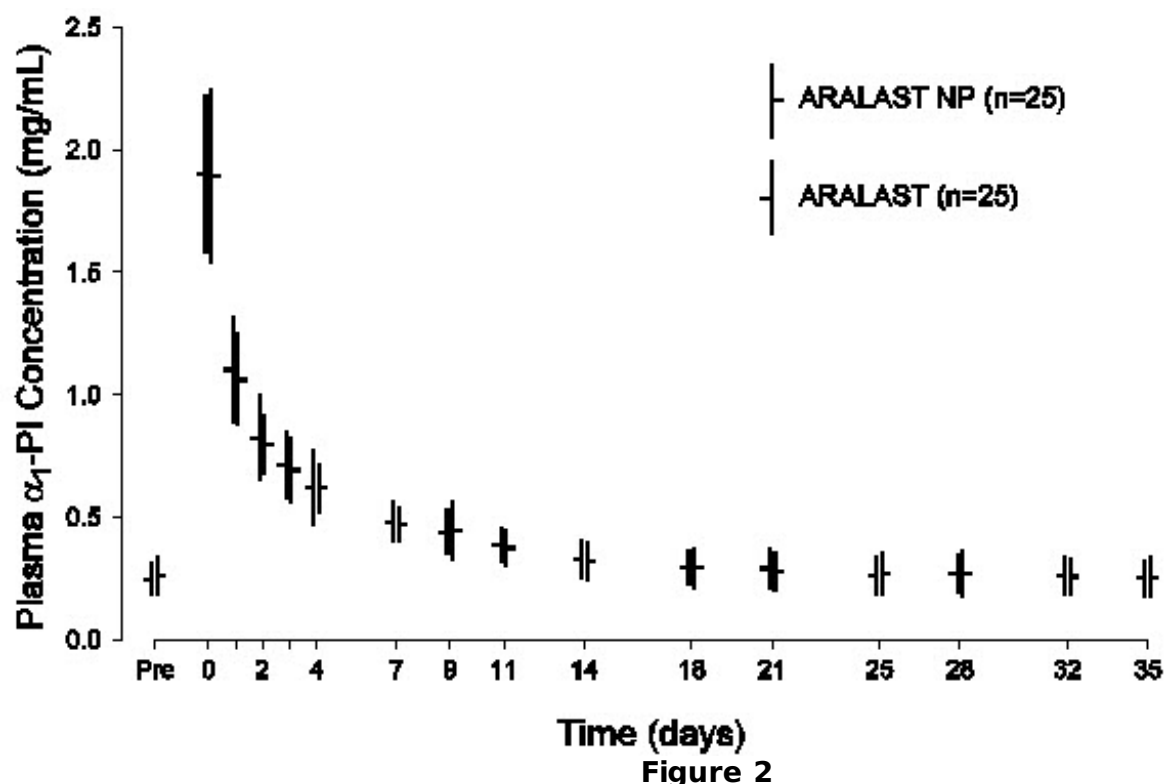
## **12.2 Pharmacodynamics**

Chronic augmentation therapy with a weekly dose of ARALAST NP at 60 mg/kg body weight to patients with Alpha<sub>1</sub>-PI deficiency increases the level of the deficient protein in plasma and in the epithelial lining fluid (ELF) as determined by antigenic assay. Normal individuals have plasma levels of Alpha<sub>1</sub>-PI greater than 20 microM. The clinical benefit of increased blood and ELF levels of Alpha<sub>1</sub>-PI at the recommended dose has not been demonstrated in adequately powered, randomized, double-blind, placebo-controlled trials for any Alpha<sub>1</sub>-PI product.

## **12.3 Pharmacokinetics**

The pharmacokinetic comparability of ARALAST NP and the predecessor product ARALAST was demonstrated in a randomized, double-blind, crossover trial in 25 subjects (median age: 59 years old; range: 20 to 75 years old) with severe Alpha<sub>1</sub>-PI deficiency who received a single infusion of 60 mg/kg body weight of each product. **Figure 2** depicts the mean  $\pm$  standard deviation (SD) plasma Alpha<sub>1</sub>-PI concentration-time profiles measured using an enzyme-linked immunosorbent assay (ELISA). **Table 4** summarizes the pharmacokinetic parameters of ARALAST NP and ARALAST.

**Mean ( $\pm$  SD) Plasma Alpha<sub>1</sub>-PI Concentration-Time Profiles After a Single Intravenous Infusion of ARALAST NP and ARALAST (60 mg/kg) in Subjects with Congenital Alpha<sub>1</sub>-PI Deficiency**



**Table 4: Pharmacokinetic Parameters for Plasma Antigenic Alpha<sub>1</sub>-PI in 25 Subjects Following a Single 60 mg/kg Dose of ARALAST NP or ARALAST**

Pharmacokinetic Parameter	ARALAST NP Mean (± SD)	ARALAST Mean (± SD)
C <sub>max</sub>	1.6 (± 0.3) mg/mL	1.7 (± 0.3) mg/mL
AUC <sub>0-35d</sub> /dose	0.0837 (± 0.0212) day*kg/mL	0.0897 (± 0.0204) day*kg/mL
Half-life	4.7 (± 2.7) days	4.8 (± 2.0) days

C<sub>max</sub> = Maximum increase in plasma Alpha<sub>1</sub>-PI concentration following infusion; AUC<sub>0-35d</sub>/dose = Area under the curve from time 0 to 35 days divided by dose; Half-life = terminal phase half-life determined using non-compartmental method.

The key pharmacokinetic parameter was AUC<sub>0-35d</sub>/dose. The 90% confidence interval (85.8% to 100.2%) for the geometric mean ratio of AUC<sub>0-35d</sub>/dose for ARALAST NP and ARALAST indicated that the 2 products are pharmacokinetically equivalent.

## 13 NONCLINICAL TOXICOLOGY

### 13.1 Carcinogenesis, Mutagenesis, Impairment of Fertility

Long-term studies in animals to evaluate the carcinogenic potential of ARALAST NP have not been conducted. *In vitro* and *in vivo* testing of ARALAST NP for mutagenesis or impairment of fertility was not performed.

## 14 CLINICAL STUDIES

A clinical trial (ARALAST versus PROLASTIN trial) was conducted to compare the predecessor product ARALAST to a commercially available preparation of Alpha<sub>1</sub>-PI (PROLASTIN) in 28 subjects with congenital Alpha<sub>1</sub>-PI deficiency and emphysema, who had not received Alpha<sub>1</sub>-PI augmentation therapy within the preceding six months.

Subjects were randomized to receive either ARALAST or PROLASTIN, 60 mg/kg intravenously per week for 10 consecutive weeks. Following their first 10 weekly infusions, the subjects who were receiving PROLASTIN were switched to ARALAST while those who already were receiving ARALAST continued to receive it. **Table 5** summarizes the mean serum antigenic and functional Alpha<sub>1</sub>-PI trough levels measured prior to infusion at steady state (Weeks 8 through 11).

**Table 5: Steady-State Serum Antigenic and Functional Alpha<sub>1</sub>-PI Trough Levels Following Intravenous Augmentation Therapy with ARALAST or PROLASTIN**

	<b>ARALAST Mean ± SD (Range of means) (No. of Subjects = 13)</b>	<b>PROLASTIN Mean ± SD (Range of means) (No. of Subjects = 13)</b>
Antigenic Alpha <sub>1</sub> -PI	15.3 ± 2.5 (14.7 to 15.5) microM	16.9 ± 2.3 (16.2 to 17.2) microM
Functional Alpha <sub>1</sub> -PI	15.3 ± 2.4 (14.8 to 15.6) microM	15.7 ± 2.6 (14.4 to 16.4) microM

Following weekly augmentation therapy with ARALAST or PROLASTIN, a gradual increase in peak and trough serum Alpha<sub>1</sub>-PI levels was noted, with stabilization after several weeks. The metabolic half-life of ARALAST was 5.9 days. Serum ANEC trough levels rose substantially in all subjects by Week 2, and by Week 3, serum ANEC trough levels exceeded 11 microM in the majority of subjects. With few exceptions, levels in both treatment groups remained above this level in individual subjects for the duration of the period Weeks 3 through 24. Although only five of fourteen subjects (35.7%) receiving ARALAST had BALs meeting acceptance criteria for analysis at both baseline and Week 7, a statistically significant increase in the antigenic level of Alpha<sub>1</sub>-PI in epithelial lining fluid (ELF) was observed. No statistically significant increase in the ANEC in the ELF was detected.

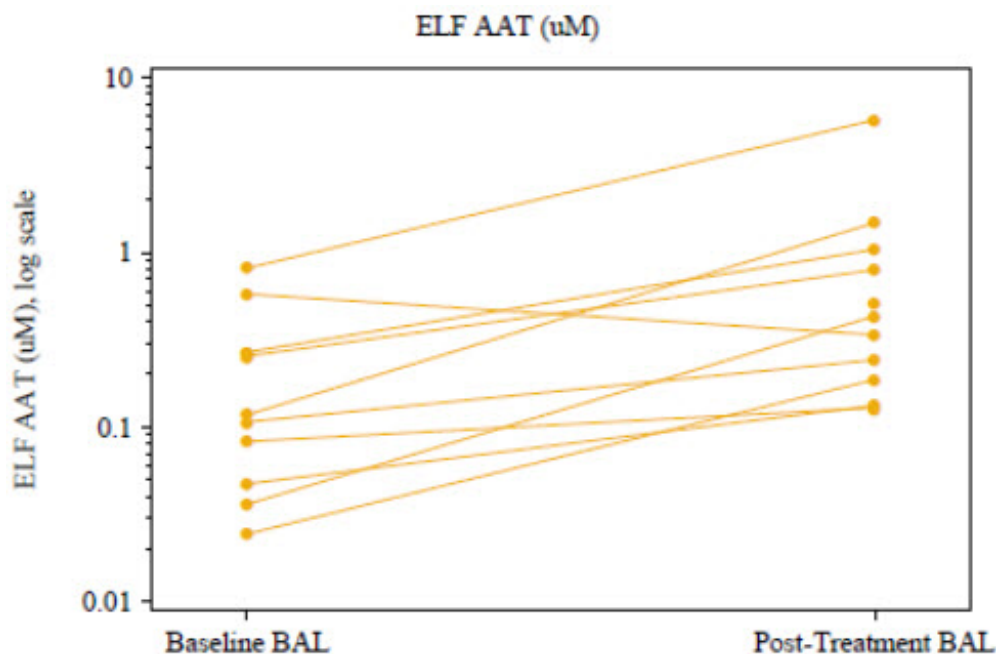
It was concluded that at a dose of 60 mg/kg administered intravenously once weekly, ARALAST and PROLASTIN had similar effects in maintaining target serum Alpha<sub>1</sub>-PI trough levels and increasing antigenic levels of Alpha<sub>1</sub>-PI in the ELF with maintenance augmentation therapy.

The pharmacokinetic comparability of ARALAST NP and the predecessor product ARALAST was demonstrated in a randomized, double-blind, crossover trial in 25 subjects with severe Alpha<sub>1</sub>-PI deficiency [see *Pharmacokinetics* (12.3)].

Another clinical trial (BAL TRIAL) was conducted to determine the effects of open-label, weekly intravenous augmentation therapy with 60 mg/kg ARALAST NP on ELF levels of

Alpha<sub>1</sub>-PI, ANEC, and Alpha<sub>1</sub>-PI: human neutrophil elastase (HNE) complexes in subjects with severe, congenital Alpha<sub>1</sub>-PI deficiency. A total of 13 subjects completed 8 weekly infusions of ARALAST NP at a median dose of 63 (range: 58 to 67) mg/kg body weight at an infusion rate of 0.2 mL/kg/min. Of the 13 subjects, 12 had both baseline and post-treatment bronchoalveolar lavage samples. ARALAST NP augmentation therapy resulted in a significant increase ( $p<0.0001$ ;  $n=12$ ) in the mean plasma of antigenic Alpha<sub>1</sub>-PI levels, from a median baseline level of 4.0 (range: 3.1 to 6.3) microM to a median post-treatment level of 14.6 (range: 11.1 to 18.1) microM. Post-treatment values of plasma Alpha<sub>1</sub>-PI were above 11 microM in all 12 subjects. Median plasma functional Alpha<sub>1</sub>-PI (ANEC) levels also increased significantly ( $p<0.0001$ ;  $n=12$ ) from a median baseline level of 2.5 (range: 1.6 to 3.0) microM to a median post-treatment level of 11.4 (range: 7.8 to 16.9) microM. While antigenic Alpha<sub>1</sub>-PI levels in the ELF also increased significantly ( $p=0.0195$ ;  $n=10$ ) (Figure 3), only 4 out of 12 subjects were observed to have measurable ELF ANEC level in either or both lung lobes following 8 weekly infusions of ARALAST NP and the difference from baseline among these subjects did not reach statistical significance. Changes in the ELF analytes free and total human neutrophil elastase, Alpha<sub>1</sub>-PI:HNE complexes, IL-8, and TNF alpha were either not statistically significant, or could not be analyzed due to limited data.

### **Changes in ELF Alpha<sub>1</sub>-PI (AAT) Levels Following Intravenous Treatment with ARALAST NP (60 mg/kg/week) for 8 Weeks in Subjects with Severe Congenital Alpha<sub>1</sub>-PI Deficiency**



**Figure 3**

The clinical efficacy of ARALAST NP or any Alpha<sub>1</sub>-PI product in influencing the clinical course of pulmonary emphysema in Alpha<sub>1</sub>-PI deficiency has not been conclusively demonstrated in adequately powered, randomized, controlled clinical trials.

## **15 REFERENCES**

1. Brantly M, Nukiwa T, Crystal RG. Molecular basis of alpha-1-antitrypsin deficiency. *Am*

- J Med* 1988 (Suppl 6A); 84:13–31.
- Crystal RG, Brantly ML, Hubbard RC, Curiel DT, *et al.* The  $\alpha_1$ -antitrypsin gene and its mutations: Clinical consequences and strategies for therapy. *Chest* 1989; 95:196–208.
  - Crystal RG.  $\alpha_1$ -Antitrypsin deficiency: pathogenesis and treatment. *Hospital Practice* 1991; Feb.15:81–94.
  - Hutchison DCS. Natural history of alpha-1-protease inhibitor deficiency. *Am J Med* 1988; 84(Suppl 6A):3–12.
  - Hubbard RC, Crystal RG. Alpha-1-antitrypsin augmentation therapy for alpha-1-antitrypsin deficiency. *Am J Med* 1988; 84(Suppl 6A):52–62.
  - Buist SA, Burrows B, Cohen A, *et al.* Guidelines for the approach to the patient with severe hereditary alpha-1-antitrypsin deficiency. *Am Rev Respir Dis* 1989; 140:1494–1497.
  - Gadek JE, Fells GA, Zimmerman RL, *et al.* Antielastases of the human alveolar structures: Implications for the protease-antiprotease theory of emphysema. *J Clin Invest* 1981; 68:889–898.
  - Kolarich D, *et al.* Biochemical, molecular characterization, and glycoproteomic analyses of  $\alpha_1$ -proteinase inhibitor products used for replacement therapy. *Transfusion* 2006; 46:1959–1977.
  - Transcript of Blood Products Advisory Committee (BPAC) 85<sup>th</sup> Meeting; 3-4 Nov 2005.
  - Turino GM, Barker AF, Brantly ML, *et al.* Clinical features of individuals with Pi\*SZ phenotype of  $\alpha_1$ -antitrypsin deficiency. *Am J Respir Crit Care Med* 154: 1718–25, 1996.

## 16 HOW SUPPLIED/STORAGE AND HANDLING

### *How Supplied*

ARALAST NP is available in the following kits:

Fill Size	Carton NDC
0.5 gram	0944-2814-01
1 gram	0944-2815-01

Each kit contains a suitable volume of Sterile Water for Injection, USP diluent (25 mL for 0.5 gram vial; 50 mL for 1 gram vial), one sterile double-ended transfer needle, one sterile 20 micron filter needle and one package insert.

### *Storage and Handling*

- Store ARALAST NP at temperatures not to exceed 25°C (77°F).
- Do not freeze.
- Do not use after the expiration date printed on the label.
- Store ARALAST NP in the original carton to protect from light.

## 17 PATIENT COUNSELING INFORMATION

- Inform patients of the early signs of hypersensitivity reactions, including hives, generalized urticaria, chest tightness, dyspnea, wheezing, faintness, hypotension,




and anaphylaxis. Advise patients to discontinue use of the product and contact their physician and/or seek immediate emergency care, depending on the severity of the reaction, if these symptoms occur.

- Inform patients that ARALAST NP is made from human plasma, therefore the possibility of transmitting infectious agents cannot be totally excluded. Explain that the risk of transmitting an infectious agent has been reduced by screening donors, testing plasma for certain virus infections, and a manufacturing process to inactivate and/or remove certain viruses.
- Inform patients that administration of ARALAST NP has been demonstrated to raise the levels of Alpha<sub>1</sub>-PI in the blood and in the lung, but that the effect of this augmentation on the frequency of pulmonary exacerbations and on the rate of progression of emphysema has not been established by clinical trials.

Takeda Pharmaceuticals U.S.A., Inc.  
Cambridge, MA 02142  
U.S. License No. 1898

ARALAST is a registered trademark of Baxalta Incorporated.



Takeda and  are registered trademarks of Takeda Pharmaceutical Company Limited.

PROLASTIN® is a registered trademark of Grifols Therapeutics LLC.

©2024 Takeda Pharmaceutical Company Limited. All rights reserved.

## **PRINCIPAL DISPLAY PANEL - Kit Carton - 0.5 gram**

NDC 0944-2814-01

**0.5 gram**

***Alpha<sub>1</sub>-Proteinase  
Inhibitor (Human)  
Aralast® NP***

***Solvent Detergent Treated  
Nanofiltered***

Lyophilized powder for solution

**For intravenous use only**

**Rx only**

***Takeda***

0762479



NDC 0944-2814-01

**0.5 gram**

**Alpha<sub>1</sub>-Proteinase  
Inhibitor (Human)**  
**Aralast® NP**

**Alpha<sub>1</sub>-Proteinase  
Inhibitor (Human)**  
**Aralast® NP**

**Solvent Detergent Treated  
Nanofiltered**

**Rx only**

Lyophilized powder for solution

**For intravenous use only**



**0.5 gram**



Exp  
Lot  
Units  
N/S  
GTIN

0030942814016

**CONTENTS:** One single-dose vial of Alpha<sub>1</sub>-Proteinase Inhibitor (Human), one vial 25 mL Sterile Water for Injection, USP, one sterile double-ended transfer needle, one sterile 20 micron filter needle, and package insert.

**FOR INTRAVENOUS ADMINISTRATION ONLY.** Administer within three hours of reconstitution.

The reconstituted product contains not less than 400 mg active  $\alpha_1$ -PI/0.5 g vial, and not more than 5 mg/mL



albumin, 112 µg/mL polyethylene glycol, 50 µg/mL polysorbate 80, 1.0 µg/mL tri (n-butyl) phosphate, 230 mEq/L sodium and 3 ppm zinc. Contains no preservative.

**WARNING:** This product is prepared from large pools of human plasma which may contain the causative agents of hepatitis and other diseases. See package insert WARNINGS.


**INSTRUCTIONS:** The patient and physician should discuss the risks and benefits of this product. For information on dosage and directions for administration, see enclosed package insert.

**STORAGE:** Store at temperatures not to exceed 25°C (77°F). Do not freeze.



( 01) 00309442814016

ARALAST is a registered trademark of Baxalta Incorporated.

Takeda and  are registered trademarks of Takeda Pharmaceutical Company Limited.

Takeda Pharmaceuticals U.S.A., Inc.  
Cambridge, MA 02142

U.S. License No. 1898

Aralast product of Austria; Sterile water product of US or Germany  
(see vial label); double-ended needle and filter spike products of USA.



## PRINCIPAL DISPLAY PANEL - 0.5 gram Vial Label

NDC 0944-2803-03

**0.5 gram**


***Alpha<sub>1</sub>-Proteinase  
Inhibitor (Human)  
Aralast® NP***



***Solvent Detergent Treated  
Nanofiltered***

Lyophilized powder for solution  
ARALAST is a registered trademark of  
Baxalta Incorporated.

**Rx only**

**Takeda**

<b>STORAGE:</b> Store at temperatures not to exceed 25°C (77°F). Do not freeze. Takeda Pharmaceuticals U.S.A., Inc. Cambridge, MA 02142 U.S. License No. 1898	0762478	NDC 0944-2803-03 <b>0.5 gram</b> <b>Alpha<sub>1</sub>-Proteinase Inhibitor (Human)</b> <b>Aralast® NP</b>	<b>For intravenous administration only.</b> Single-dose vial. <b>INSTRUCTIONS:</b> The patient and physician should discuss the risks and benefits of this product. Reconstitute with 25 mL Sterile Water for Injection, USP. Administer within 3 hours after reconstitution and do not refrigerate. For information on dosage and directions for administration, see enclosed package insert. Contains no preservative.		mg $\alpha_1$ Pi: Lot No.: Expires: Lot No.: Expires:	NDC 0944-2803-03 <b>ARALAST® NP</b>
	<b>Solvent Detergent Treated Nanofiltered</b> Lyophilized powder for solution ARALAST is a registered trademark of Baxalta Incorporated.	<b>Rx only</b>				

## PRINCIPAL DISPLAY PANEL - 25 mL Vial Label

**25 mL**

NDC 64764-518-25

**Takeda**

### Sterile Water for Injection, USP for reconstitution of accompanying product



Do not use unless clear. No antimicrobial agent or other substance has been added. Do not use for intravascular injection without making approximately isotonic by addition of suitable solute. Discard unused portion.

Rx Only


Single-Dose Container

Nonpyrogenic

0762480

Manufactured for: Takeda Pharmaceuticals America, Inc. Cambridge, MA 02142 Product of Germany	25 mL	NDC 64764-518-25		
	<b>Sterile Water for Injection, USP</b> <b>for reconstitution of accompanying product</b> Do not use unless clear. No antimicrobial agent or other substance has been added. Do not use for intravascular injection without making approximately isotonic by addition of suitable solute. Discard unused portion. Rx Only Single-Dose Container Nonpyrogenic			

0762480



Lot:  
Exp.:

## PRINCIPAL DISPLAY PANEL - Kit Carton - 1 gram

NDC 0944-2815-01

**1 gram**

***Alpha<sub>1</sub>-Proteinase  
Inhibitor (Human)  
Aralast<sup>®</sup> NP***

***Solvent Detergent Treated  
Nanofiltered***


Lyophilized powder for solution

**For intravenous use only**

**Rx only**

***Takeda***

0762476



NDC 0944-2815-01

**1 gram**

*Alpha<sub>1</sub>-Proteinase  
Inhibitor (Human)*  
**Aralast® NP**

*Alpha<sub>1</sub>-Proteinase  
Inhibitor (Human)*  
**Aralast® NP**

**Solvent Detergent Treated  
Nanofiltered**

**Rx only**

Lyophilized powder for solution  
**For intravenous use only**



**1 gram**



00309 44281 5013

G.T.N.  
S.N.  
Units  
Lot  
Exp

**CONTENTS:** One single-dose vial of Alpha<sub>1</sub>-Proteinase Inhibitor (Human), one vial 50 mL Sterile Water for Injection, USP, one sterile double-ended transfer needle, one sterile 20 micron filter needle, and package insert.

**FOR INTRAVENOUS ADMINISTRATION ONLY.** Administer within three hours of reconstitution.

The reconstituted product contains not less than 800 mg active α<sub>1</sub>-PI/1.0 g vial, and not more than 5 mg/mL albumin, 112 µg/mL polyethylene glycol, 50 µg/mL polysorbate 80, 1.0 µg/mL tri (n-butyl) phosphate, 230 mEq/L sodium and 3 ppm zinc. Contains no preservative.


**WARNING:** This product is prepared from large pools of human plasma which may contain the causative agents of hepatitis and other diseases. See package insert WARNINGS.

**INSTRUCTIONS:** The patient and physician should discuss the risks and benefits of this product. For information on dosage and directions for administration, see enclosed package insert.

**STORAGE:** Store at temperatures not to exceed 25°C (77°F). Do not freeze.



ARALAST is a registered trademark of Baxalta Incorporated.

Takeda and  are registered trademarks of Takeda Pharmaceutical Company Limited.

Takeda Pharmaceuticals U.S.A., Inc.  
Cambridge, MA 02142

U.S. License No. 1898

Aralast product of Austria; Sterile water product of Germany;  
double-ended needle and filter spike products of USA.



## PRINCIPAL DISPLAY PANEL - 1 gram Vial Label

NDC 0944-2804-04

**1 gram**

**Alpha<sub>1</sub>-Proteinase  
Inhibitor (Human)  
Aralast® NP**

**Solvent Detergent Treated  
Nanofiltered**


Lyophilized powder for solution



ARALAST is a registered trademark of Baxalta Incorporated.

**Rx only**

**Takeda**



<b>STORAGE:</b> Store at temperatures not to exceed 25°C (77°F). Do not freeze. Takeda Pharmaceuticals U.S.A., Inc. Cambridge, MA 02142 U.S. License No. 1898	0762475	NDC 0944-2804-04 <b>1 gram</b> <b>Alpha<sub>1</sub>-Proteinase Inhibitor (Human)</b> <b>Aralast® NP</b>	<b>For intravenous administration only.</b> Single-dose vial. <b>INSTRUCTIONS:</b> The patient and physician should discuss the risks and benefits of this product. Reconstitute with 50 mL Sterile Water for Injection, USP. Administer within 3 hours after reconstitution and do not refrigerate. For information on dosage and directions for administration, see enclosed package insert. Contains no preservative.		mg α <sub>1</sub> PI: Lot No.: Expires: Lot No.: Expires:	NDC 0944-2804-04 <b>ARALAST® NP</b>
	<b>Solvent Detergent Treated</b> <b>Nanofiltered</b> Lyophilized powder for solution ARALAST is a registered trademark of Baxalta Incorporated.	<b>Rx only</b>				

## PRINCIPAL DISPLAY PANEL - 50 mL Vial Label

**50 mL**

NDC 64764-519-50

**Takeda**

### Sterile Water for Injection, USP for reconstitution of accompanying product



Do not use unless clear. No antimicrobial agent or other substance has been added. Do not use for intravascular injection without making approximately isotonic by addition of suitable solute. Discard unused portion.

Rx Only


Single-Dose Container

Nonpyrogenic

0762477

Manufactured for: Takeda Pharmaceuticals America, Inc. Cambridge, MA 02142 Product of Germany	<b>50 mL</b>	NDC 64764-519-50		
	<b>Sterile Water for Injection, USP</b> <b>for reconstitution of accompanying product</b> Do not use unless clear. No antimicrobial agent or other substance has been added. Do not use for intravascular injection without making approximately isotonic by addition of suitable solute. Discard unused portion. Rx Only Single-Dose Container Nonpyrogenic			

0762477



Lot

Exp.:

## ARALAST NP

alpha-1-proteinase inhibitor (human) kit

### Product Information



<b>Product Type</b>	PLASMA DERIVATIVE	<b>Item Code (Source)</b>	NDC:0944-2814
---------------------	-------------------	---------------------------	---------------

Packaging

#	Item Code	Package Description	Marketing Start Date	Marketing End Date
1	NDC:0944-2814-01	1 in 1 CARTON		

Quantity of Parts

Part #	Package Quantity	Total Product Quantity
Part 1	1 VIAL	25 mL
Part 2	1 VIAL, GLASS	25 mL

Part 1 of 2

ARALAST NP

alpha-1-proteinase inhibitor (human) injection, powder, lyophilized, for solution

Product Information

<b>Item Code (Source)</b>	NDC:0944-2803
<b>Route of Administration</b>	INTRAVENOUS

Active Ingredient/Active Moiety

Ingredient Name	Basis of Strength	Strength
.ALPHA.1-PROTEINASE INHIBITOR HUMAN (UNII: F43I396OIS) (.ALPHA.1-PROTEINASE INHIBITOR HUMAN - UNII:F43I396OIS)	.ALPHA.1-PROTEINASE INHIBITOR HUMAN	16 mg in 1 mL

Inactive Ingredients

Ingredient Name	Strength
ALBUMIN HUMAN (UNII: ZIF514RVZR)	
POLYETHYLENE GLYCOL 3350 (UNII: G2M7P15E5P)	
POLYSORBATE 80 (UNII: 6OZP39ZG8H)	
SODIUM CHLORIDE (UNII: 451W47IQ8X)	
TRI-N-BUTYL PHOSPHATE (UNII: 95UAS8YAF5)	
ZINC (UNII: J41CSQ7QDS)	

Packaging

#	Item Code	Package Description	Marketing Start Date	Marketing End Date
1	NDC:0944-2803-03	25 mL in 1 VIAL; Type 9: Other Type of Part 3 Combination Product (e.g., Drug/Device/Biological Product)		

Marketing Information			
Marketing Category	Application Number or Monograph Citation	Marketing Start Date	Marketing End Date
BLA	BLA125039	12/23/2002	

Part 2 of 2
STERILE WATER
water liquid

Product Information	
Item Code (Source)	NDC:64764-518
Route of Administration	INTRAVENOUS

Inactive Ingredients	
Ingredient Name	Strength
<b>WATER</b> (UNII: 059QF0KO0R)	25 mL in 25 mL

Packaging				
#	Item Code	Package Description	Marketing Start Date	Marketing End Date
1	NDC:64764-518-25	25 mL in 1 VIAL, GLASS; Type 9: Other Type of Part 3 Combination Product (e.g., Drug/Device/Biological Product)		

Marketing Information			
Marketing Category	Application Number or Monograph Citation	Marketing Start Date	Marketing End Date
BLA	BLA125039	12/23/2002	

Marketing Information			
Marketing Category	Application Number or Monograph Citation	Marketing Start Date	Marketing End Date
BLA	BLA125039	12/23/2002	

ARALAST NP
alpha-1-proteinase inhibitor (human) kit

Product Information				
Product Type		PLASMA DERIVATIVE	Item Code (Source)	
			NDC:0944-2815	
Packaging				
#	Item Code	Package Description	Marketing Start Date	Marketing End Date
1	NDC:0944-2815-01	1 in 1 CARTON		
Quantity of Parts				
Part #	Package Quantity		Total Product Quantity	
Part 1	1 VIAL		50 mL	
Part 2	1 VIAL, GLASS		50 mL	
Part 1 of 2				
ARALAST NP				
alpha-1-proteinase inhibitor (human) injection, powder, lyophilized, for solution				
Product Information				
Item Code (Source)		NDC:0944-2804		
Route of Administration		INTRAVENOUS		
Active Ingredient/Active Moiety				
Ingredient Name			Basis of Strength	Strength
.ALPHA.1-PROTEINASE INHIBITOR HUMAN (UNII: F43I396OIS) (.ALPHA.1-PROTEINASE INHIBITOR HUMAN - UNII:F43I396OIS)			.ALPHA.1-PROTEINASE INHIBITOR HUMAN	16 mg in 1 mL
Inactive Ingredients				
Ingredient Name				Strength
ALBUMIN HUMAN (UNII: ZIF514RVZR)				
POLYETHYLENE GLYCOL 3350 (UNII: G2M7P15E5P)				
POLYSORBATE 80 (UNII: 6OZP39ZG8H)				
SODIUM CHLORIDE (UNII: 451W47IQ8X)				
TRI-N-BUTYL PHOSPHATE (UNII: 95UAS8YAF5)				
ZINC (UNII: J41CSQ7QDS)				
Packaging				
#	Item Code	Package Description	Marketing Start Date	Marketing End Date
1	NDC:0944-2804-04	50 mL in 1 VIAL; Type 9: Other Type of Part 3 Combination Product (e.g., Drug/Device/Biological Product)		

## Marketing Information

Marketing Category	Application Number or Monograph Citation	Marketing Start Date	Marketing End Date
BLA	BLA125039	12/23/2002	

## Part 2 of 2

### STERILE WATER

water liquid

## Product Information

Item Code (Source)	NDC:64764-519
Route of Administration	INTRAVENOUS

## Inactive Ingredients

Ingredient Name	Strength
<b>WATER</b> (UNII: 059QF0KO0R)	50 mL in 50 mL

## Packaging

#	Item Code	Package Description	Marketing Start Date	Marketing End Date
1	NDC:64764-519-50	50 mL in 1 VIAL, GLASS; Type 9: Other Type of Part 3 Combination Product (e.g., Drug/Device/Biological Product)		

## Marketing Information

Marketing Category	Application Number or Monograph Citation	Marketing Start Date	Marketing End Date
BLA	BLA125039	12/23/2002	

## Marketing Information

Marketing Category	Application Number or Monograph Citation	Marketing Start Date	Marketing End Date
BLA	BLA125039	12/23/2002	

**Labeler** - Takeda Pharmaceuticals America, Inc. (039997266)

Establishment			
Name	Address	ID/FEI	Business Operations
Takeda Manufacturing Austria AG		300434670	MANUFACTURE(0944-2814, 0944-2815) , LABEL(0944-2814, 0944-2815) , ANALYSIS(0944-2814, 0944-2815) , PACK(0944-2814, 0944-2815)

Establishment			
Name	Address	ID/FEI	Business Operations
Takeda Manufacturing Austria AG		300434676	MANUFACTURE(0944-2814, 0944-2815)

Establishment			
Name	Address	ID/FEI	Business Operations
Takeda Manufacturing Austria AG		300434675	MANUFACTURE(0944-2814, 0944-2815)

Establishment			
Name	Address	ID/FEI	Business Operations
Takeda Manufacturing Austria AG		300466733	ANALYSIS(0944-2814, 0944-2815)

Establishment			
Name	Address	ID/FEI	Business Operations
Siegfried Hameln GmbH		315869123	ANALYSIS(64764-518, 64764-519) , MANUFACTURE(64764-518, 64764-519)

Revised: 11/2024

Takeda Pharmaceuticals America, Inc.