

**ERYTHROCIN LACTOBIONATE- erythromycin lactobionate injection, powder, lyophilized,
for solution
Hospira, Inc.**

Erythrocin™ Lactobionate - IV

Erythromycin Lactobionate for Injection, USP

INTRAVENOUS USE ONLY

Vials

Rx only

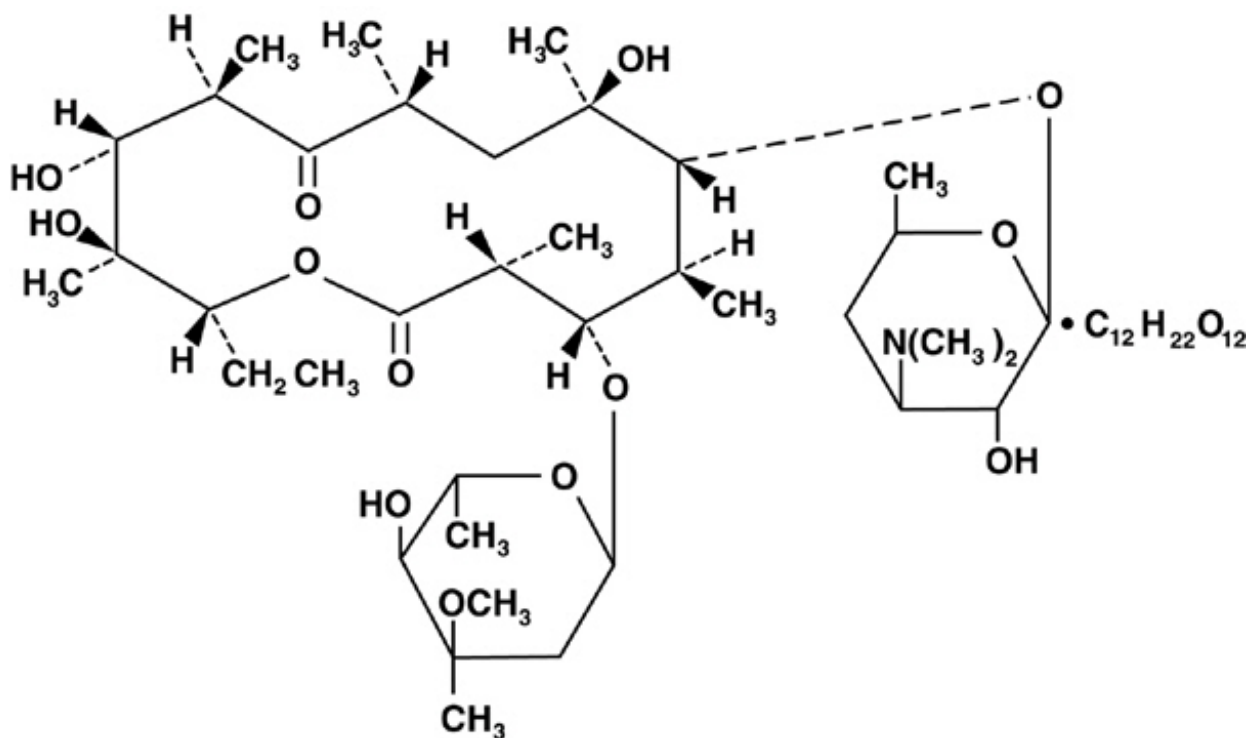
To reduce the development of drug-resistant bacteria and maintain the effectiveness of erythromycin and other antibacterial drugs, erythromycin should be used only to treat or prevent infections that are proven or strongly suspected to be caused by bacteria.

DESCRIPTION

Erythromycin is produced by a strain of *Streptomyces erythraeus* and belongs to the macrolide group of antibiotics. It is basic and readily forms salts with acids.

Erythrocin Lactobionate (erythromycin lactobionate for injection, USP), is a soluble salt of erythromycin suitable for intravenous administration. It is available as a sterile, lyophilized powder in vials containing the equivalent of 500 mg of erythromycin activity. It is prepared as a solution and lyophilized in its final container.

Erythromycin lactobionate is chemically known as erythromycin mono (4- β -D-galactopyranosyl-D-gluconate) (salt). The structural formula is:



CLINICAL PHARMACOLOGY

Erythromycin diffuses readily into most body fluids. In the absence of meningeal inflammation, low concentrations are normally achieved in the spinal fluid but the passage of the drug across the blood-brain barrier increases in meningitis. Erythromycin crosses the placental barrier and is excreted in breast milk. Erythromycin is not removed by peritoneal dialysis or hemodialysis.

In the presence of normal hepatic function, erythromycin is concentrated in the liver and is excreted in the bile; the effect of hepatic dysfunction on biliary excretion of erythromycin is not known. From 12 to 15 percent of intravenously administered erythromycin is excreted in active form in the urine.

Intravenous infusion of 500 mg of erythromycin lactobionate at a constant rate over 1 hour in fasting adults produced a mean serum erythromycin level of approximately 7 mcg/mL at 20 minutes, 10 mcg/mL at 1 hour, 2.6 mcg/mL at 2.5 hours, and 1 mcg/mL at 6 hours.

Microbiology

Erythromycin is a macrolide antibiotic with activity against Gram-positive and Gram-negative bacteria.

Mechanism of Action

Erythromycin acts by inhibition of protein synthesis by binding 50 S ribosomal subunits of susceptible organisms. It does not affect nucleic acid synthesis.

Resistance

Resistance to erythromycin in *S. aureus* may emerge during therapy.

Erythromycin has been shown to be active against most strains of the following organisms both *in vitro* and in clinical infections (See **INDICATIONS AND USAGE**):

Interactions with Other Antibiotics

Antagonism has been demonstrated *in vitro* between erythromycin and clindamycin, lincomycin and chloramphenicol.

Many strains of *Haemophilus influenzae* are resistant to erythromycin, but are susceptible to erythromycin and sulfonamides used concomitantly.

Gram-positive bacteria Aerobic

Corynebacterium diphtheriae

Corynebacterium minutissimum

Staphylococcus aureus (methicillin-susceptible strains only)

Streptococcus pneumoniae

Streptococcus pyogenes

Gram-negative bacteria

Legionella pneumophila

Neisseria gonorrhoeae

Other Microorganisms

Mycoplasma pneumoniae

At least 90 percent of the following microorganisms exhibit an *in vitro* minimum inhibitory concentration (MIC) less than or equal to the susceptible breakpoint for erythromycin. However, the efficacy of erythromycin in treating clinical infections due to these microorganisms has not been established in adequate and well-controlled trials.

Gram-negative bacteria

Moraxella catarrhalis

Susceptibility Testing

For specific information regarding susceptibility test interpretive criteria and associated test methods and quality control standards recognized by FDA for this drug, please see: <https://www.fda.gov/STIC>.

INDICATIONS AND USAGE

Erythrocin Lactobionate-IV (erythromycin lactobionate for injection, USP) is indicated in the treatment of infections caused by susceptible strains of the designated organisms in the diseases listed below when oral administration is not possible or when the severity of the infection requires immediate high serum levels of erythromycin. Intravenous therapy should be replaced by oral administration at the appropriate time.

Upper respiratory tract infections of mild to moderate degree caused by *Streptococcus pyogenes* (Group A beta-hemolytic streptococci); *Streptococcus pneumoniae* (*Diplococcus pneumoniae*); *Haemophilus influenzae* (when used concomitantly with adequate doses of sulfonamides, since many strains of *H. influenzae* are not susceptible to the erythromycin concentrations ordinarily achieved). (See appropriate sulfonamide labeling for prescribing information.)

Lower respiratory tract infections of mild to moderate severity caused by *Streptococcus pyogenes* (Group A beta-hemolytic streptococci); *Streptococcus pneumoniae* (*Diplococcus pneumoniae*).

Respiratory tract infections due to *Mycoplasma pneumoniae*.

Skin and skin structure infections of mild to moderate severity caused by *Streptococcus pyogenes* and *Staphylococcus aureus* (resistant staphylococci may emerge during treatment).

Diphtheria: As an adjunct to antitoxin infections due to *Corynebacterium diphtheriae* to prevent establishment of carriers and to eradicate the organism in carriers.

Erythrasma: In the treatment of infections due to *Corynebacterium minutissimum*.

Acute pelvic inflammatory disease caused by *Neisseria gonorrhoeae*: Erythrocin Lactobionate-IV (erythromycin lactobionate for injection, USP) followed by erythromycin stearate or erythromycin base

orally, as an alternative drug in treatment of acute pelvic inflammatory disease caused by *N. gonorrhoeae* in female patients with a history of sensitivity to penicillin.

Before treatment of gonorrhea, patients who are suspected of also having syphilis should have a microscopic examination for *T. pallidum* (by immunofluorescence or darkfield) before receiving erythromycin and monthly serologic tests for a minimum of 4 months thereafter.

Legionnaires' Disease caused by *Legionella pneumophila*. Although no controlled clinical efficacy studies have been conducted, *in vitro* and limited preliminary clinical data suggest that erythromycin may be effective in treating Legionnaires' Disease.

Prevention of Initial Attacks of Rheumatic Fever

Penicillin is considered by the American Heart Association to be the drug of choice in the prevention of initial attacks of rheumatic fever (treatment of Group A beta-hemolytic streptococcal infections of the upper respiratory tract e.g., tonsillitis, or pharyngitis).¹ Erythromycin is indicated for the treatment of penicillin-allergic patients. The therapeutic dose should be administered for ten days.

Prevention of Recurrent Attacks of Rheumatic Fever

Penicillin or sulfonamides are considered by the American Heart Association to be the drugs of choice in the prevention of recurrent attacks of rheumatic fever. In patients who are allergic to penicillin and sulfonamides, oral erythromycin is recommended by the American Heart Association in the long-term prophylaxis of streptococcal pharyngitis (for the prevention of recurrent attacks of rheumatic fever).¹

Prevention of Bacterial Endocarditis

Although no controlled clinical efficacy trials have been conducted, oral erythromycin has been recommended by the American Heart Association for prevention of bacterial endocarditis in penicillin-allergic patients with prosthetic cardiac valves, most congenital cardiac malformations, surgically constructed systemic pulmonary shunts, rheumatic or other acquired valvular dysfunction, idiopathic hypertrophic subaortic stenosis (IHSS), previous history of bacterial endocarditis and mitral valve prolapse with insufficiency when they undergo dental procedures and surgical procedures of the upper respiratory tract.²

To reduce the development of drug-resistant bacteria and maintain the effectiveness of erythromycin and other antibacterial drugs, erythromycin should be used only to treat or prevent infections that are proven or strongly suspected to be caused by susceptible bacteria. When culture and susceptibility information are available, they should be considered in selecting or modifying antibacterial therapy. In the absence of such data, local epidemiology and susceptibility patterns may contribute to the empiric selection of therapy.

CONTRAINDICATIONS

Erythromycin is contraindicated in patients with known hypersensitivity to this antibiotic.

Erythromycin is contraindicated in patients taking terfenadine or astemizole (See **PRECAUTIONS – Drug Interactions**).

Do not use erythromycin concomitantly with 3-hydroxy-3-methylglutaryl-coenzyme A (HMG CoA) reductase inhibitors (statins) that are extensively metabolized by cytochrome P450 isoform 3A4 (lovastatin or simvastatin), due to the increased risk of myopathy, including rhabdomyolysis (See **PRECAUTIONS – Drug Interactions**).

WARNINGS

There have been reports of hepatic dysfunction, with or without jaundice occurring in patients receiving oral erythromycin products.

***Clostridium difficile* associated diarrhea (CDAD) has been reported with the use of nearly all antibacterial agents, including erythromycin, and may range in severity from mild diarrhea to fatal colitis. Treatment with antibacterial agents alters the normal flora of the colon leading to overgrowth of *C. difficile*.**

C. difficile produces toxins A and B which contribute to the development of CDAD. Hypertoxin producing strains of *C. difficile* cause increased morbidity and mortality, as these infections can be refractory to antimicrobial therapy and may require colectomy. CDAD must be considered in all patients who present with diarrhea following antibiotic use. Careful medical history is necessary since CDAD has been reported to occur over two months after the administration of antibacterial agents.

If CDAD is suspected or confirmed, ongoing antibiotic use not directed against *C. difficile* may need to be discontinued. Appropriate fluid and electrolyte management, protein supplementation, antibiotic treatment of *C. difficile*, and surgical evaluation should be instituted as clinically indicated.

Life-threatening episodes of ventricular tachycardia associated with prolonged QT intervals (torsades de pointes) have been reported in some patients after intravenous administration of erythromycin lactobionate.

Susceptibility to the development of torsades de pointes arrhythmias, a rare but serious cardiac condition, is related to electrolyte imbalance, hepatic dysfunction, myocardial ischemia, left ventricular dysfunction, idiopathic Q-T prolongation, and concurrent antiarrhythmic therapy.³ Elderly patients exhibit a greater frequency of decreased hepatic function, cardiac function, and of concomitant disease and other drug therapy, and therefore should be monitored carefully during ErythrocinTM therapy.

PRECAUTIONS

General

Since erythromycin is principally excreted by the liver, caution should be exercised when erythromycin is administered to patients with impaired hepatic function (See **CLINICAL PHARMACOLOGY** and **WARNINGS**).

There have been reports that erythromycin may aggravate the weakness of patients with myasthenia gravis.

Prolonged or repeated use of erythromycin may result in an overgrowth of non-susceptible bacteria or fungi. If superinfection occurs, erythromycin should be discontinued and appropriate therapy instituted.

When indicated, incision and drainage or other surgical procedures should be performed in conjunction with antibiotic therapy.

Prescribing erythromycin in the absence of a proven or strongly suspected bacterial infection or a prophylactic indication is unlikely to provide benefit to the patient and increases the risk of the development of drug-resistant bacteria.

Laboratory Tests

Erythromycin interferes with the fluorometric determination of urinary catecholamines.

Drug Interactions

Erythromycin use in patients who are receiving high doses of theophylline may be associated with an increase of serum theophylline levels and potential theophylline toxicity. In case of theophylline toxicity and/or elevated serum theophylline levels, the dose of theophylline should be reduced while the patient is receiving concomitant erythromycin therapy.

There have been published reports suggesting that when oral erythromycin is given concurrently with theophylline there is a significant decrease in erythromycin serum concentrations. This decrease could result in subtherapeutic concentrations of erythromycin.

Erythromycin administration in patients receiving carbamazepine has been reported to cause increased serum levels of carbamazepine with subsequent development of signs of carbamazepine toxicity.

Concomitant administration of erythromycin and digoxin has been reported to result in elevated serum digoxin levels.

There have been reports of increased anticoagulant effects when erythromycin and oral anticoagulants were used concomitantly.

Erythromycin has been reported to significantly alter the metabolism of the nonsedating antihistamines, terfenadine and astemizole, when taken concomitantly. Rare cases of serious cardiovascular adverse events, including electrocardiographic QT/QTc interval prolongation, cardiac arrest, torsades de pointes, and other ventricular arrhythmias, have been observed (See **CONTRAINDICATIONS**). In addition, deaths have been reported rarely with concomitant administration of terfenadine and erythromycin.

The use of erythromycin in patients concurrently taking drugs metabolized by the cytochrome P450 system may be associated with elevations in serum levels of these other drugs. There have been reports of interactions of erythromycin with carbamazepine, cyclosporine, hexobarbital, phenytoin, alfentanil, disopyramide, bromocriptine, valproate, terfenadine, and astemizole. Serum concentrations of drugs metabolized by the cytochrome P450 system should be monitored closely in patients concurrently receiving erythromycin.

Carcinogenesis, Mutagenesis, Impairment of Fertility

Long-term animal data with erythromycin lactobionate for use in determination of possible carcinogenic effects are not available. However, long-term oral studies in rats with erythromycin ethylsuccinate and erythromycin base did not provide evidence of tumorigenicity. Mutagenicity studies have not been conducted. There was no apparent effect on male or female fertility in rats fed erythromycin (base) at levels up to 0.25% of diet.

Pregnancy

There was no evidence of teratogenicity or any other adverse effect on reproduction in female rats fed erythromycin base (up to 0.25% of diet) prior to and during mating, during gestation, and through weaning of two successive litters. There are, however, no adequate and well-controlled studies in pregnant women. Because animal reproduction studies are not always predictive of human response, this drug should be used during pregnancy only if clearly needed. Erythromycin has been reported to cross the placental barrier in humans, but fetal plasma levels are generally low.

Labor and Delivery

The effect of erythromycin on labor and delivery is unknown.

Nursing Mothers

Erythromycin is excreted in breast milk. Caution should be exercised when erythromycin is administered to a nursing woman.

Pediatric Use

(See **INDICATIONS AND USAGE** and **DOSAGE AND ADMINISTRATION**).

Geriatric Use

Elderly patients, particularly those with reduced renal or hepatic function, may be at increased risk for developing erythromycin-induced hearing loss, when ErythrocinTM doses of 4 grams/day or higher are given (See **ADVERSE REACTIONS** and **DOSAGE AND ADMINISTRATION**).

Elderly patients may be more susceptible to the development of torsades de pointes arrhythmias than younger patients (See **ADVERSE REACTIONS**).

Elderly patients may experience increased effects of oral anticoagulant therapy while undergoing

treatment with ErythrocinTM (See **PRECAUTIONS, Drug Interactions**).

Erythromycin Lactobionate does not contain sodium.

Information for Patients

Patients should be counseled that antibacterial drugs including erythromycin should only be used to treat bacterial infections. They do not treat viral infections (e.g., the common cold). When erythromycin is prescribed to treat a bacterial infection, patients should be told that although it is common to feel better early in the course of therapy, the medication should be taken exactly as directed. Skipping doses or not completing the full course of therapy may (1) decrease the effectiveness of the immediate treatment and (2) increase the likelihood that bacteria will develop resistance and will not be treatable by erythromycin or other antibacterial drugs in the future.

Diarrhea is a common problem caused by antibiotics which usually ends when the antibiotic is discontinued. Sometimes after starting treatment with antibiotics, patients can develop watery and bloody stools (with or without stomach cramps and fever) even as late as two or more months after having taken the last dose of the antibiotic. If this occurs, patients should contact their physician as soon as possible.

ADVERSE REACTIONS

Erythromycin has been associated with QT prolongation and ventricular arrhythmias, including ventricular tachycardia and torsades de pointes (See **WARNINGS**).

Side effects following the use of intravenous erythromycin are rare. Occasional venous irritation has been encountered, but if the infusion is given slowly, in dilute solution, preferably by continuous intravenous infusion or intermittent infusion in no less than 20 to 60 minutes, pain and vessel trauma are minimized.

Allergic reactions ranging from urticaria to anaphylaxis have occurred. Skin reactions ranging from mild eruptions to erythema multiforme, Stevens-Johnson syndrome, and toxic epidermal necrolysis have been reported rarely.

There have been isolated reports of reversible hearing loss occurring chiefly in patients with renal insufficiency and in patients receiving high doses of erythromycin.

Elderly patients, particularly those with reduced renal or hepatic function, may also be at increased risk for developing this effect when ErythrocinTM doses of 4 grams/day or higher are given (See **DOSAGE AND ADMINISTRATION**).

OVERDOSAGE

In the case of overdosage, erythromycin infusion should be discontinued and all other appropriate measures should be instituted.

Erythromycin is not removed by peritoneal dialysis or hemodialysis.

DOSAGE AND ADMINISTRATION

For the treatment of severe infections in adults and pediatric patients, the recommended intravenous dose of erythromycin lactobionate is 15 to 20 mg/kg/day. Higher doses, up to 4 g/day, may be given for severe infections.

Administration of doses of ≥ 4 g/day may increase the risk for the development of erythromycin-induced hearing loss in elderly patients, particularly those with reduced renal or hepatic function. Erythrocin Lactobionate-IV (erythromycin lactobionate for injection, USP) must be administered by continuous or intermittent intravenous infusion only. Due to the irritative properties of erythromycin, IV push is an unacceptable route of administration.

Continuous infusion of erythromycin lactobionate is preferable due to the slower infusion rate and lower concentration of erythromycin; however, intermittent infusion at six hour intervals is also effective. Intravenous erythromycin should be replaced by oral erythromycin as soon as possible.

For slow continuous infusion: The final diluted solution of erythromycin lactobionate is prepared to give a concentration of 1 g per liter (1 mg/mL).

For intermittent infusion: Administer one-fourth the total daily dose of erythromycin lactobionate by intravenous infusion in 20 to 60 minutes at intervals not greater than every six hours. The final diluted solution of erythromycin lactobionate is prepared to give a concentration of 1 to 5 mg/mL. No less than 100 mL of IV diluent should be used. Infusion should be sufficiently slow to minimize pain along the vein.

For treatment of acute pelvic inflammatory disease caused by *N. Gonorrhoeae*, in female patients hypersensitive to penicillins, administer 500 mg erythromycin lactobionate every six hours for three days, followed by oral administration of 250 mg erythromycin stearate or base every six hours for seven days.

For treatment of Legionnaires' Disease: Although optimal doses have not been established, doses utilized in reported clinical data were 1 to 4 grams daily in divided doses.

Administration of doses of ≥ 4 g/day may increase the risk for the development of erythromycin-induced hearing loss in elderly patients, particularly those with reduced renal or hepatic function.

In the treatment of Group A beta-hemolytic streptococcal infections of the upper respiratory tract (e.g., tonsillitis or pharyngitis), the therapeutic dosage of erythromycin should be administered for ten days. The American Heart Association suggests a dosage of 250 mg of erythromycin orally, twice a day in long-term prophylaxis of streptococcal upper respiratory tract infections for the prevention of recurring attacks of rheumatic fever in patients allergic to penicillin and sulfonamides.¹

In prophylaxis against bacterial endocarditis (See **INDICATIONS AND USAGE**) the oral regimen for penicillin allergic patients is erythromycin 1 gram, 1 hour before the procedure followed by 500 mg six hours later.²

Preparation of Solution:

1. PREPARE THE INITIAL SOLUTION OF ERYTHROCINTM LACTOBIONATE-IV BY ADDING 10 ML OF STERILE WATER FOR INJECTION, USP, TO THE 500 MG VIAL. Use only Sterile Water for Injection, USP, as other diluents may cause precipitation during reconstitution. Do not use diluents containing preservatives or inorganic salts.

After reconstitution, each mL contains 50 mg of erythromycin activity. The initial solution is stable at refrigerator temperature for two weeks, or for 24 hours at room temperature.

2. ADD THE INITIAL DILUTION TO ONE OF THE FOLLOWING DILUENTS BEFORE ADMINISTRATION to give a concentration of 1 g of erythromycin activity per liter (1 mg/mL) for continuous infusion or 1 to 5 mg/mL for intermittent infusion:
0.9% SODIUM CHLORIDE INJECTION, USP; LACTATED RINGER'S INJECTION, USP;
NORMOSOLTM-R.
3. THE FOLLOWING SOLUTIONS MAY ALSO BE USED PROVIDING THEY ARE FIRST BUFFERED WITH NEUTTM (4% SODIUM BICARBONATE, HOSPIRA) by adding 1 mL of NeutTM per 100 mL of solution:
5% DEXTROSE INJECTION, USP
5% DEXTROSE AND LACTATED RINGER'S INJECTION
5% DEXTROSE AND 0.9% SODIUM CHLORIDE INJECTION, USP

NeutTM (4% sodium bicarbonate, Hospira) must be added to these solutions so that their pH is in the optimum range for erythromycin lactobionate stability. Acidic solutions of erythromycin lactobionate are unstable and lose their potency rapidly. A pH of at least 5.5 is desirable for the final diluted solution of erythromycin lactobionate.

No drug or chemical agent should be added to an erythromycin lactobionate-IV fluid admixture unless its effect on the chemical and physical stability of the solution has first been determined.

Stability

The final diluted solution of erythromycin lactobionate should be completely administered within 8 hours, since it is not suitable for storage.

Parenteral drug products should be inspected visually for particulate matter and discoloration prior to administration, whenever solution and container permit.

HOW SUPPLIED

Erythrocin Lactobionate-IV (erythromycin lactobionate for injection, USP) is supplied as a sterile, lyophilized powder in trays of ten vials (NDC 0409-6482-01), each vial containing the equivalent of 500 mg of erythromycin.

Store at 20 to 25°C (68 to 77°F). [See USP Controlled Room Temperature.]

REFERENCES

1. Committee on Rheumatic Fever and Infective Endocarditis of the Council on Cardiovascular Disease of the Young: Prevention of Rheumatic Fever, *Circulation* 70(6):1118A-1122A, December 1984.
2. Committee on Rheumatic Fever and Infective Endocarditis of the Council on Cardiovascular Disease of the Young: Prevention of Bacterial Endocarditis, *Circulation* 70(6):1123A-1127A, December 1984.
3. Gilter, B., et al, *Torsades de Pointes Induced by Erythromycin*, *Chest*, Volume 105: 368-72, February 1994.

Distributed by Hospira, Inc., Lake Forest, IL 60045 USA

LAB-1218-3.0

Revised: 8/2018

PRINCIPAL DISPLAY PANEL - 500 mg Vial Label

Sterile Powder
For Injection

NDC 0409-6482-11
Rx only

ERYTHROCIN™ Lactobionate-I.V.
Erythromycin Lactobionate for Injection, USP

Erythromycin Activity
500 mg per Vial

Benzyl Alcohol Free Formula

Distributed by Hospira, Inc.
Lake Forest, IL 60045 USA

Hospira



For intravenous use only.
Initial solution is stable for two weeks in refrigerator or for 24 hours at room temperature. Prepare initial dilution with 10 mL sterile water for injection (without preservatives) only. Read enclosure carefully for full dilution directions. When mixed as directed, the resulting concentrated (initial) solution contains 50 mg erythromycin activity per mL.

Sterile Powder
For Injection

NDC 0409-6482-11
Rx only



ERYTHROCIN™ Lactobionate-I.V.
Erythromycin Lactobionate for Injection, USP

Erythromycin Activity
500 mg per Vial

Benzyl Alcohol Free Formula
Distributed by Hospira, Inc.
Lake Forest, IL 60045 USA



RL10023
LOT/EXP

PRINCIPAL DISPLAY PANEL - 500 mg Vial Tray

Ten Vials

Sterile Powder for Injection

Rx only

NDC 0409-6482-01

Contains 10 of NDC 0409-6482-11

ERYTHROCIN™ Lactobionate - I.V.


Erythromycin Lactobionate for Injection, USP

Erythromycin Activity
500 mg per Vial

FOR INTRAVENOUS USE ONLY.
Benzyl Alcohol Free Formula

Hospira

CA10032




PHARMACIST NOTE:
 Prepare initial dilution per vial with 10 mL sterile water for injection (without preservatives) only. Package enclosure inside carton contains important dilution instructions. Enclosure must be available for consultation when product is reconstituted or diluted.

Initial solution is stable for two weeks in refrigerator, or for 24 hours at room temperature.
Benzy Alcohol Free Formula

Ten Vials Rx only NDC 0409-6482-01
 Sterile Powder for Injection Contains 10 of NDC 0409-6482-11

ERYTHROCIN™ Lactobionate - I.V.
 Erythromycin Lactobionate for Injection, USP

**Erythromycin Activity
 500 mg per Vial**

FOR INTRAVENOUS USE ONLY.
 Benzy Alcohol Free Formula 

See enclosure for prescribing information. Each vial contains:
 Erythromycin lactobionate equivalent to erythromycin 500 mg

Benzy Alcohol Free Formula


Distributed by Hospira, Inc., Lake Forest, IL 60045 USA

When mixed as directed, the resulting concentrated (initial) solution contains 50 mg erythromycin activity per mL (see pharmacist note).

Ten Vials NDC 0409-6482-01
 Sterile Powder for Injection Rx only

ERYTHROCIN™ Lactobionate - I.V.
 Erythromycin Lactobionate for Injection, USP

**Erythromycin Activity
 500 mg per Vial**

FOR INTRAVENOUS USE ONLY.
 Benzy Alcohol Free Formula 

ERYTHROCIN LACTOBIONATE

erythromycin lactobionate injection, powder, lyophilized, for solution

Product Information

Product Type	HUMAN PRESCRIPTION DRUG	Item Code (Source)	NDC:0409-6482
Route of Administration	INTRAVENOUS		

Active Ingredient/Active Moiety

Ingredient Name	Basis of Strength	Strength
ERYTHROMYCIN LACTOBIONATE (UNII: 33H58I7GLQ) (ERYTHROMYCIN - UNII:63937KV33D)	ERYTHROMYCIN	500 mg in 10 mL

Inactive Ingredients

Ingredient Name	Strength
-----------------	----------

WATER (UNII: 059QF0K00R)

Packaging

#	Item Code	Package Description	Marketing Start Date	Marketing End Date
1	NDC:0409-6482-01	10 in 1 TRAY	05/25/2005	
1	NDC:0409-6482-11	10 mL in 1 VIAL; Type 0: Not a Combination Product		

Marketing Information

Marketing Category	Application Number or Monograph Citation	Marketing Start Date	Marketing End Date
NDA	NDA050609	05/25/2005	

Labeler - Hospira, Inc. (141588017)

Establishment

Name	Address	ID/FEI	Business Operations
Hospira, Inc.		030606222	ANALYSIS(0409-6482) , LABEL(0409-6482) , MANUFACTURE(0409-6482) , PACK(0409-6482)

Revised: 2/2019

Hospira, Inc.