

# **CALCIUM ACETATE- calcium acetate capsule**

## **Cardinal Health**

-----

### **HIGHLIGHTS OF PRESCRIBING INFORMATION**

**These highlights do not include all the information needed to use Calcium Acetate Capsules safely and effectively. See full prescribing information for Calcium Acetate Capsules.**

**Calcium Acetate capsules, for oral use**

**Initial U.S. Approval: 1990**

### ----- **INDICATIONS AND USAGE** -----

- Calcium acetate is a phosphate binder indicated for the reduction of serum phosphorus in patients with end stage renal disease. (1)

### ----- **DOSAGE AND ADMINISTRATION** -----

- Starting dose is 2 capsules with each meal. (2)
- Titrate the dose every 2 to 3 weeks until acceptable serum phosphorus level is reached. Most patients require 3 to 4 capsules with each meal. (2)

### ----- **DOSAGE FORMS AND STRENGTHS** -----

- Capsule: 667 mg calcium acetate capsule. (3)

### ----- **CONTRAINDICATIONS** -----

- Hypercalcemia. (4)

### ----- **WARNINGS AND PRECAUTIONS** -----

- Treat mild hypercalcemia by reducing or interrupting calcium acetate and Vitamin D. Severe hypercalcemia may require hemodialysis and discontinuation of calcium acetate. (5.1)
- Hypercalcemia may aggravate digitalis toxicity. (5.2)

### ----- **ADVERSE REACTIONS** -----

- The most common (>10%) adverse reactions are hypercalcemia, nausea and vomiting. (6.1)
- In clinical studies, patients have occasionally experienced nausea during calcium acetate therapy. (6)

**To report SUSPECTED ADVERSE REACTIONS, contact West-Ward Pharmaceuticals Corp. at 1-800-962-8364 or FDA at 1-800-FDA-1088 or [www.fda.gov/medwatch](http://www.fda.gov/medwatch).**

### ----- **DRUG INTERACTIONS** -----

- Calcium acetate may decrease the bioavailability of tetracyclines or fluoroquinolones. (7)
- When clinically significant drug interactions are expected, administer the drug at least one hour before or at least three hours after calcium acetate or consider monitoring blood levels of the drug. (7)

**See 17 for PATIENT COUNSELING INFORMATION.**

**Revised: 12/2016**

---

## **FULL PRESCRIBING INFORMATION: CONTENTS\***

**1 INDICATIONS AND USAGE**

**2 DOSAGE AND ADMINISTRATION**

**3 DOSAGE FORMS AND STRENGTHS**

#### **4 CONTRAINDICATIONS**

#### **5 WARNINGS AND PRECAUTIONS**

5.1 Hypercalcemia

5.2 Concomitant Use with Medications

#### **6 ADVERSE REACTIONS**

6.1 Clinical Trial Experience

6.2 Postmarketing Experience

#### **7 DRUG INTERACTIONS**

7.1 Ciprofloxacin

#### **8 USE IN SPECIFIC POPULATIONS**

8.1 Pregnancy

8.2 Labor and Delivery

8.3 Nursing Mothers

8.4 Pediatric Use

8.5 Geriatric Use

#### **10 OVERDOSAGE**

#### **11 DESCRIPTION**

#### **12 CLINICAL PHARMACOLOGY**

12.1 Mechanism of Action

12.2 Pharmacodynamics

#### **13 NONCLINICAL TOXICOLOGY**

13.1 Carcinogenesis, Mutagenesis, Impairment of Fertility

#### **14 CLINICAL STUDIES**

#### **16 HOW SUPPLIED/STORAGE AND HANDLING**

#### **17 PATIENT COUNSELING INFORMATION**

\* Sections or subsections omitted from the full prescribing information are not listed.

---

### **FULL PRESCRIBING INFORMATION**

#### **1 INDICATIONS AND USAGE**

Calcium acetate is a phosphate binder indicated to reduce serum phosphorus in patients with end stage renal disease (ESRD).

#### **2 DOSAGE AND ADMINISTRATION**

The recommended initial dose of calcium acetate for the adult dialysis patient is 2 capsules with each meal. Increase the dose gradually to lower serum phosphorus levels to the target range, as long as hypercalcemia does not develop. Most patients require 3 to 4 capsules with each meal.

#### **3 DOSAGE FORMS AND STRENGTHS**

Capsule: 667 mg calcium acetate capsule.

#### **4 CONTRAINDICATIONS**

Patients with hypercalcemia.

#### **5 WARNINGS AND PRECAUTIONS**

## 5.1 Hypercalcemia

Patients with end stage renal disease may develop hypercalcemia when treated with calcium, including calcium acetate. Avoid the use of calcium supplements, including calcium based nonprescription antacids, concurrently with calcium acetate.

An overdose of calcium acetate may lead to progressive hypercalcemia, which may require emergency measures. Therefore, early in the treatment phase during the dosage adjustment period, monitor serum calcium levels twice weekly. Should hypercalcemia develop, reduce the calcium acetate dosage, or discontinue the treatment, depending on the severity of hypercalcemia.

More severe hypercalcemia (Ca >12 mg/dL) is associated with confusion, delirium, stupor and coma. Severe hypercalcemia can be treated by acute hemodialysis and discontinuing calcium acetate therapy.

Mild hypercalcemia (10.5 to 11.9 mg/dL) may be asymptomatic or manifest as constipation, anorexia, nausea, and vomiting. Mild hypercalcemia is usually controlled by reducing the calcium acetate dose or temporarily discontinuing therapy. Decreasing or discontinuing Vitamin D therapy is recommended as well.

Chronic hypercalcemia may lead to vascular calcification and other soft-tissue calcification. Radiographic evaluation of suspected anatomical regions may be helpful in early detection of soft tissue calcification. The long term effect of calcium acetate on the progression of vascular or soft tissue calcification has not been determined.

Hypercalcemia (>11 mg/dL) was reported in 16% of patients in a 3 month study of solid dose formulation of calcium acetate; all cases resolved upon lowering the dose or discontinuing treatment.

Maintain the serum calcium-phosphorus (Ca x P) product below 55 mg<sup>2</sup>/dL<sup>2</sup>.

## 5.2 Concomitant Use with Medications

Hypercalcemia may aggravate digitalis toxicity.

## 6 ADVERSE REACTIONS

Hypercalcemia is discussed elsewhere [see *Warnings and Precautions (5.1)*].

### 6.1 Clinical Trial Experience

Because clinical trials are conducted under widely varying conditions, adverse reaction rates observed in the clinical trials of a drug cannot be directly compared to rates in the clinical trials of another drug and may not reflect the rates observed in practice.

In clinical studies, calcium acetate has been generally well tolerated.

Calcium acetate was studied in a 3 month, open-label, non-randomized study of 98 enrolled ESRD hemodialysis patients and an alternate liquid formulation of calcium acetate was studied in a two week double-blind, placebo-controlled, cross-over study with 69 enrolled ESRD hemodialysis patients. Adverse reactions (>2% on treatment) from these trials are presented in Table 1.

**Table 1: Adverse Reactions in Patients with End-Stage Renal Disease Undergoing Hemodialysis**

| Preferred Term | Total adverse reactions reported for calcium acetate<br>N=167<br>N (%) | 3 month, open label study of calcium acetate<br>N=98<br>N (%) | Double blind, placebo-controlled, cross-over study of liquid calcium acetate<br>N=69 |                  |
|----------------|--|---|--|------------------|
|                |  |   | Calcium acetate<br>N (%)   | Placebo<br>N (%) |
| Nausea         | 6 (3.6)  | 6 (6.1)   | 0 (0)  | 0 (0)            |
| Vomiting       | 4 (2.4)  | 4 (4.1)   | 0 (0)  | 0 (0)            |

|               |           |           |         |       |
|---------------|-----------|-----------|---------|-------|
| Hypercalcemia | 21 (12.6) | 16 (16.3) | 5 (7.2) | 0 (0) |
|---------------|-----------|-----------|---------|-------|

Mild hypercalcemia may be asymptomatic or manifest itself as constipation, anorexia, nausea, and vomiting. More severe hypercalcemia is associated with confusion, delirium, stupor, and coma. Decreasing dialysate calcium concentration could reduce the incidence and severity of calcium acetate-induced hypercalcemia. Isolated cases pruritus have been reported, which may represent allergic reactions.

## 6.2 Postmarketing Experience

Because these reactions are reported voluntarily from a population of uncertain size, it is not always possible to estimate their frequency or to establish a causal relationship to drug exposure.

The following additional adverse reactions have been identified during post-approval of calcium acetate: dizziness, edema, and weakness.

## 7 DRUG INTERACTIONS

The drug interaction of calcium acetate is characterized by the potential of calcium to bind to drugs with anionic functions (e.g., carboxyl, and hydroxyl groups). Calcium acetate may decrease the bioavailability of tetracyclines or fluoroquinolones via this mechanism.

There are no empirical data on avoiding drug interactions between calcium acetate and most concomitant drugs. When administering an oral medication with calcium acetate where a reduction in the bioavailability of that medication would have a clinically significant effect on its safety or efficacy, administer the drug one hour before or three hours after calcium acetate. Monitor blood levels of the concomitant drugs that have a narrow therapeutic range. Patients taking anti-arrhythmic medications for the control of arrhythmias and anti-seizure medications for the control of seizure disorders were excluded from the clinical trials with all forms of calcium acetate.

### 7.1 Ciprofloxacin

In a study of 15 healthy subjects, a co-administered single dose of 4 calcium acetate tablets, approximately 2.7g, decreased the bioavailability of ciprofloxacin by approximately 50%.

## 8 USE IN SPECIFIC POPULATIONS

### 8.1 Pregnancy

#### Pregnancy Category C

Calcium acetate capsules contains calcium acetate. Animal reproduction studies have not been conducted with calcium acetate, and there are no adequate and well controlled studies of calcium acetate use in pregnant women. Patients with end stage renal disease may develop hypercalcemia with calcium acetate treatment [*see Warnings and Precautions (5.1)*]. Maintenance of normal serum calcium levels is important for maternal and fetal well being. Hypercalcemia during pregnancy may increase the risk for maternal and neonatal complications such as stillbirth, preterm delivery, and neonatal hypocalcemia and hypoparathyroidism. Calcium acetate treatment, as recommended, is not expected to harm a fetus if maternal calcium levels are properly monitored during and following treatment.

### 8.2 Labor and Delivery

The effects of calcium acetate on labor and delivery are unknown.

### 8.3 Nursing Mothers

Calcium Acetate Capsules contains calcium acetate and is excreted in human milk. Human milk feeding

by a mother receiving calcium acetate is not expected to harm an infant, provided maternal serum calcium levels are appropriately monitored.

#### 8.4 Pediatric Use

Safety and effectiveness in pediatric patients have not been established.

#### 8.5 Geriatric Use

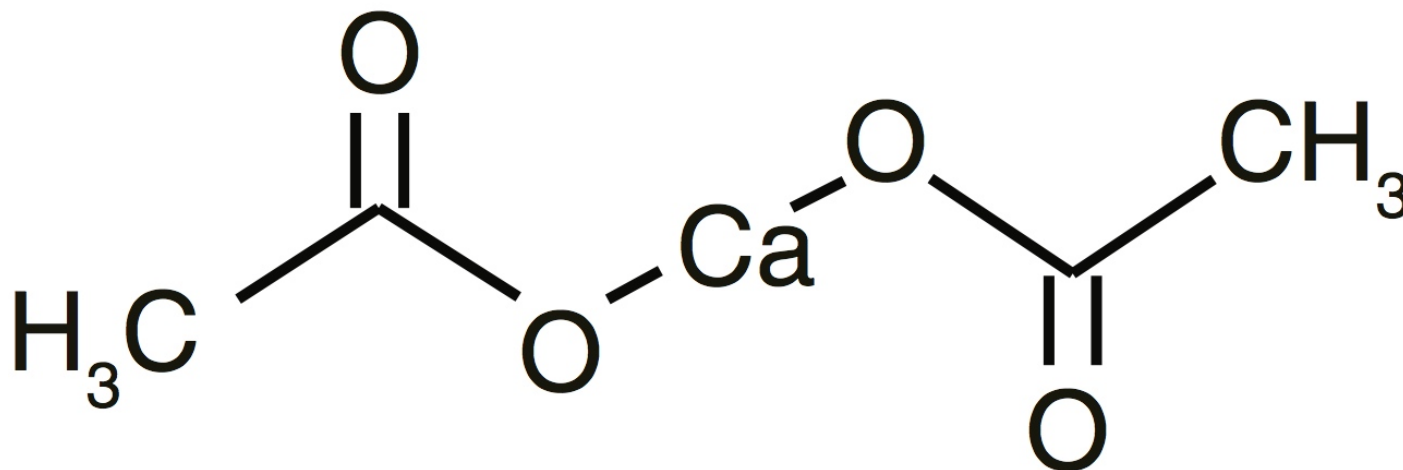
Clinical studies of calcium acetate did not include sufficient numbers of subjects aged 65 and over to determine whether they respond differently from younger subjects. Other clinical experience has not identified differences in responses between elderly and younger patients. In general, dose selection for an elderly patient should be cautious, usually starting at the low end of the dosing range, reflecting the greater frequency of decreased hepatic, renal, or cardiac function, and of concomitant disease or other drug therapy.

### 10 OVERDOSAGE

Administration of calcium acetate in excess of the appropriate daily dosage may result in hypercalcemia [see Warnings and Precautions (5.1)].

### 11 DESCRIPTION

Calcium acetate acts as a phosphate binder. Its chemical name is calcium acetate. Its molecular formula is  $C_4H_6CaO_4$ , and its molecular weight is 158.17. Its structural formula is:



Each white opaque/blue opaque capsule contains 667 mg of calcium acetate USP (anhydrous;  $Ca(CH_3COO)_2$ ; MW=158.17 grams) equal to 169 mg (8.45 mEq) calcium, polyethylene glycol 8000 and magnesium stearate. Each capsule shell contains: black monogramming ink, FD&C Blue #1, FD&C Red #3, gelatin and titanium dioxide. The black monogramming ink contains: ammonium hydroxide, iron oxide black, isopropyl alcohol, n-butyl alcohol, propylene glycol and shellac glaze.

Calcium Acetate Capsules are administered orally for the control of hyperphosphatemia in end-stage renal failure..

### 12 CLINICAL PHARMACOLOGY

Patients with ESRD retain phosphorus and can develop hyperphosphatemia. High serum phosphorus can precipitate serum calcium resulting in ectopic calcification. Hyperphosphatemia also plays a role in the

development of secondary hyperparathyroidism in patients with ESRD.

## 12.1 Mechanism of Action

Calcium acetate, when taken with meals, combines with dietary phosphate to form an insoluble calcium phosphate complex, which is excreted in the feces, resulting in decreased serum phosphorus concentration.

## 12.2 Pharmacodynamics

Orally administered calcium acetate from pharmaceutical dosage forms is systemically absorbed up to approximately 40% under fasting conditions and up to approximately 30% under nonfasting conditions. This range represents data from both healthy subjects and renal dialysis patients under various conditions.

## 13 NONCLINICAL TOXICOLOGY

### 13.1 Carcinogenesis, Mutagenesis, Impairment of Fertility

No carcinogenicity, mutagenicity, or fertility studies have been conducted with calcium acetate.

## 14 CLINICAL STUDIES

Effectiveness of calcium acetate in decreasing serum phosphorus has been demonstrated in two studies of the calcium acetate solid oral dosage form.

Ninety-one patients with end-stage renal disease who were undergoing hemodialysis and were hyperphosphatemic (serum phosphorus >5.5 mg/dL) following a 1 week phosphate binder washout period contributed efficacy data to an open-label, non-randomized study.

The patients received calcium acetate 667 mg tablets at each meal for a period of 12 weeks. The initial starting dose was 2 tablets per meal for 3 meals a day, and the dose was adjusted as necessary to control serum phosphorus levels. The average final dose after 12 weeks of treatment was 3.4 tablets per meal. Although there was a decrease in serum phosphorus, in the absence of a control group the true magnitude of effect is uncertain.

The data presented in Table 2 demonstrate the efficacy of calcium acetate in the treatment of hyperphosphatemia in end-stage renal disease patients. The effects on serum calcium levels are also presented.

**Table 2: Average Serum Phosphorous and Calcium Levels at Pre-Study, Interim, and Study Completion Time Points**

| Parameter                       | Pre-Study  | Week 4*    | Week 8     | Week 12    | p-value <sup>†</sup> |
|---------------------------------|------------|------------|------------|------------|----------------------|
| Phosphorus (mg/dL) <sup>‡</sup> | 7.4 ± 0.17 | 5.9 ± 0.16 | 5.6 ± 0.17 | 5.2 ± 0.17 | ≤0.01                |
| Calcium (mg/dL) <sup>‡</sup>    | 8.9 ± 0.09 | 9.5 ± 0.10 | 9.7 ± 0.10 | 9.7 ± 0.10 | ≤0.01                |

\* Ninety-one patients completed at least 6 weeks of the study.

† ANOVA of difference in values at pre-study and study completion.

‡ Values expressed as mean ± SE.

There was a 30% decrease in serum phosphorus levels during the 12 week study period (p<0.01). Two-thirds of the decline occurred in the first month of the study. Serum calcium increased 9% during the study mostly in the first month of the study.

Treatment with the phosphate binder was discontinued for patients from the open-label study, and those patients whose serum phosphorus exceeded 5.5 mg/dL were eligible for entry into a double-blind,

placebo-controlled, cross-over study. Patients were randomized to receive calcium acetate or placebo, and each continued to receive the same number of tablets as had been individually established during the previous study. Following 2 weeks of treatment, patients switched to the alternative therapy for an additional 2 weeks.

The phosphate binding effect of calcium acetate is shown in the Table 3.

**Table 3: Serum Phosphorous and Calcium Levels at Study Initiation and After Completion of Each Treatment Arm**

| Parameter           | Pre-Study  | Post-Treatment         |                | p-value* |
|---------------------|------------|------------------------|----------------|----------|
|                     |            | <i>Calcium Acetate</i> | <i>Placebo</i> |          |
| Phosphorus (mg/dL)† | 7.3 ± 0.18 | 5.9 ± 0.24             | 7.8 ± 0.22     | <0.01    |
| Calcium (mg/dL)†    | 8.9 ± 0.11 | 9.5 ± 0.13             | 8.8 ± 0.12     | <0.01    |

\* ANOVA of calcium acetate vs. placebo after 2 weeks of treatment.

† Values expressed as mean ± SEM.

Overall, 2 weeks of treatment with calcium acetate statistically significantly ( $p < 0.01$ ) decreased serum phosphorus by a mean of 19% and increased serum calcium by a statistically significant ( $p < 0.01$ ) but clinically unimportant mean of 7%.

## 16 HOW SUPPLIED/STORAGE AND HANDLING

### Calcium Acetate Capsules

**667 mg capsule is supplied as a white opaque/blue opaque capsule, imprinted with “54 215” on the cap and body.**

Calcium Acetate Capsules are supplied as white opaque/blue opaque capsules imprinted with “54 215” on the cap and body.

white opaque/blue opaque capsule available overbagged with 10 capsules per bag, NDC 55154-4961-0

### Storage

Store at 20° to 25°C (68° to 77°F). [See USP Controlled Room Temperature.]

## 17 PATIENT COUNSELING INFORMATION

Inform patients to take calcium acetate capsules with meals, adhere to their prescribed diets, and avoid the use of calcium supplements including nonprescription antacids. Inform the patients about the symptoms of hypercalcemia [see *Warnings and Precautions (5.1) and Adverse Reactions (6.1)*].

Advise patients who are taking an oral medication where reduction in the bioavailability of that medication would have clinically significant effect on its safety or efficacy to take the drug one hour before or three hours after calcium acetate capsules.

Distr. by: **West-Ward**

**Pharmaceuticals Corp.**

Eatontown, NJ 07724

10003705/05

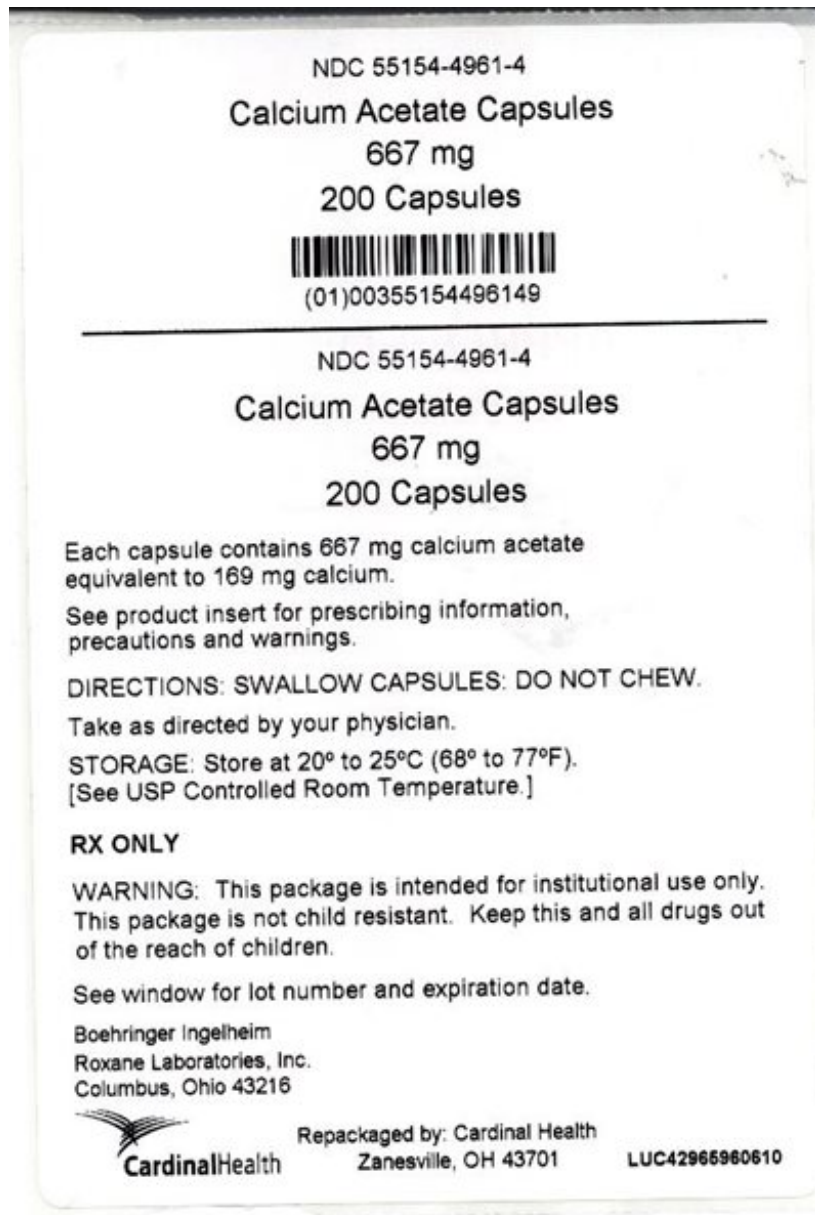
**Revised April 2016**

**Package/Label Display Panel**

Calcium Acetate Capsules

667 mg

200 Capsules

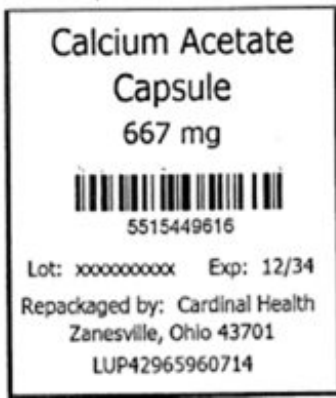


**Package/Label Display Panel**

Calcium Acetate Capsule

667 mg





**Package/Label Display Panel**

Calcium Acetate Capsules

667 mg

10 Capsules



NDC 55154-4961-0

# P76

**CALCIUM ACETATE CAPSULES**  
**667 mg**  
**10 CAPSULES**

Each capsule contains 667 mg calcium acetate USP equivalent to 169 mg calcium.

See product insert for prescribing information, precautions and warnings.

**DIRECTIONS: SWALLOW CAPSULES: DO NOT CHEW.**

Take as directed by your physician.

**STORAGE:** Store at 20 to 25 C (68 to 77 F).  
[See USP Controlled Room Temperature.]

**RX ONLY**

**WARNING:** This Unit Dose package is not child resistant and is Intended for Institutional Use Only.

**KEEP THIS AND ALL DRUGS OUT OF THE REACH OF CHILDREN**

Distr. by: West-Ward Pharmaceuticals Corp.  
Eatontown, NJ 07724

Repackaged by: Cardinal Health  
Zanesville, OH 43701  
L42965961116

**LOT #: xxxx**



**EXP. DATE: 1234**



## CALCIUM ACETATE

calcium acetate capsule

### Product Information

|                                |                         |                           |                               |
|--------------------------------|-------------------------|---------------------------|-------------------------------|
| <b>Product Type</b>            | HUMAN PRESCRIPTION DRUG | <b>Item Code (Source)</b> | NDC:55154-4961(NDC:0054-0088) |
| <b>Route of Administration</b> | ORAL                    |                           |                               |

### Active Ingredient/Active Moiety

| Ingredient Name   | Basis of Strength | Strength |
|---|-------------------|----------|
| CALCIUM ACETATE (UNII: Y882YXF34X) (CALCIUM CATION - UNII:2M83C4R6ZB) | CALCIUM ACETATE   | 667 mg   |

## Inactive Ingredients

| Ingredient Name                             | Strength |
|---|----------|
| FD&C BLUE NO. 1 (UNII: HBR47K3TBD)          |          |
| FD&C RED NO. 3 (UNII: PN2ZH5LOQY)           |          |
| GELATIN (UNII: 2G86QN327L)                  |          |
| MAGNESIUM STEARATE (UNII: 70097M6I30)       |          |
| POLYETHYLENE GLYCOL 8000 (UNII: Q662QK8M3B) |          |
| TITANIUM DIOXIDE (UNII: 15FIX9V2JP)         |          |
| ALCOHOL (UNII: 3K9958V90M)                  |          |
| FD&C BLUE NO. 2 (UNII: L06K8R7DQK)          |          |
| FD&C RED NO. 40 (UNII: WZB9127XOA)          |          |
| FD&C YELLOW NO. 6 (UNII: H77VEI93A8)        |          |
| FERROSFERRIC OXIDE (UNII: XM0M87F357)       |          |
| PROPYLENE GLYCOL (UNII: 6DC9Q167V3)         |          |
| SHELLAC (UNII: 46N107B71O)                  |          |

## Product Characteristics

|          |                     |              |          |
|----------|---------------------|--------------|----------|
| Color    | WHITE (Blue Opaque) | Score        | no score |
| Shape    | CAPSULE             | Size         | 22mm     |
| Flavor   |                     | Imprint Code | 54215    |
| Contains |                     |              |          |

## Packaging

| # | Item Code        | Package Description                             | Marketing Start Date | Marketing End Date |
|---|------------------|---|----------------------|--------------------|
| 1 | NDC:55154-4961-4 | 200 in 1 CARTON                                 | 02/26/2008           | 11/30/2014         |
| 1 | NDC:55154-4961-6 | 1 in 1 POUCH; Type 0: Not a Combination Product |                      |                    |
| 2 | NDC:55154-4961-0 | 10 in 1 BAG                                     | 02/26/2008           |                    |
| 2 | NDC:55154-4961-6 | 1 in 1 POUCH; Type 0: Not a Combination Product |                      |                    |

## Marketing Information

| Marketing Category | Application Number or Monograph Citation | Marketing Start Date | Marketing End Date |
|--------------------|--|----------------------|--------------------|
| ANDA               | ANDA077728                               | 02/26/2008           |                    |

**Labeler** - Cardinal Health (188557102)

**Registrant** - Roxane Laboratories, Inc (058839929)

## Establishment

| Name            | Address | ID/FEI    | Business Operations |
|-----------------|---------|-----------|---------------------|
| Cardinal Health |         | 188557102 | REPACK(55154-4961)  |